

CATALOG 2022

CLICK/SCAN &
CONTACT US

SCT
T O O L S



'Each material group contains the optimum tooling selection for your cutting tool needs.'

- Team SCT Tools

^{EN} Each individual product line contains the optimum tooling selection for your cutting tool needs.

^{NL} Elke materiaalgroep bevat de optimale selectie aan gereedschappen voor uw behoeften.

^{DE} Jede einzelne Produktlinie umfasst die beste Werkzeugauswahl für Ihren Bedarf an Zerspanungswerkzeugen.

^{FR} Chaque gamme de produits comprend une sélection d'outils optimale afin de répondre à vos besoins en matière d'outils de coupe.



OUR PRODUCTS

High performance end mills and drills for the metalworking industry, covering every application and material to be machined. *'Each individual material group contains the optimum tooling selection for your cutting tool needs.'*

INDUSTRIES

Solid carbide end mills and drills are used in the metal working industry for machining a wide variety of materials such as steels, stainless steels, heat resistant alloys and non ferrous alloys. *'SCT Tools is a leading cutting tool manufacturer presenting a wide range of tools, covering the needs that each specific industry requires.'*




ONZE PRODUCTEN

Hoogkwalitatieve volhardmetaal frezen en boren voor de metaalbewerkingindustrie, geschikt voor het bewerken van vele materialen. *Elke individuele materiaalgroep bevat een breed programma gereedschappen welke aansluiten op de specifieke behoeften binnen de desbetreffende industrie.*

INDUSTRIEËN

Volhardmetaal frezen en boren worden gebruikt in de metaalbewerking voor het bewerken van een variëteit aan materialen zoals staal, RVS, hittebestendige legeringen en non-ferro legeringen. *'SCT Tools is een vooraanstaand producent van verspanende gereedschappen. Het programma van SCT Tools bevat gereedschappen geschikt voor elke industrie-specifieke toepassing.'*



EN Company video/ NL Bedrijfsvideo/ DE Unternehmensfilm/ FR Vidéo de l'entreprise:



UNSERE PRODUKTE

Hochleistungsschaftfräser und -bohrer für alle Anwendungen und zu bearbeitenden Werkstoffe der metallverarbeitenden Industrie. „Jede einzelne Materialgruppe umfasst die beste Werkzeugauswahl für Ihren Bedarf an Zerspanungswerkzeugen.“

BRANCHEN

Vollhartmetallschaftfräser und -bohrer werden in der metallverarbeitenden Industrie verwendet, um unterschiedlichste Werkstoffe wie Stähle, Edelstähle, warmfeste Legierungen und Nichteisenlegierungen zu bearbeiten. „SCT Tools ist einer der führenden Hersteller von Zerspanungswerkzeugen mit einem großen Werkzeugsortiment, das den Bedarf jeder einzelnen Branche abdeckt.“



NOS PRODUITS

Fraises et forets à haute performance pour l'industrie métallurgique, couvrant toutes les applications et tous les matériaux à usiner. « Chaque gamme groupe de matériaux comprend une sélection d'outils optimale afin de répondre à vos besoins en matière d'outils de coupe. »

INDUSTRIES

Les fraises et forets en carbure monobloc sont utilisés dans l'industrie métallurgique pour usiner une grande variété de matériaux tels que les aciers, les aciers inoxydables, les alliages résistants à la chaleur et les alliages non ferreux. « SCT Tools est un fabricant d'outils de coupe leader sur le marché proposant une vaste gamme d'outils, couvrant les besoins spécifiques à chaque type d'industrie. »



OUR PRODUCTION

SCT Tools' high tech production facility generates an incredible tool output through advanced automation, engineered and operated by our team of highly experienced craftsmen.

MODERN MACHINERY

To become and remain a leader in the cutting tool industry, an unrivalled level of tool quality is required. Achieving the aforementioned quality can only be done when each and every machine in the production process delivers superb quality.

OUR CRAFTSMEN

'With every good product it matters who's behind it.' Over the years, SCT has gathered an esteemed team of engineers to develop, engineer and implement the tools that are produced at our facility in Tilburg, the Netherlands.



ONZE PRODUCTIE

SCT Tools' hoogwaardige productie levert een enorme output dankzij een zeer geavanceerde automatisering, welke ontwikkeld is en beheerd wordt door een team van zeer ervaren vaklui.

MODERN MACHINEPARK

Om een vooraanstaand producent van verspanend gereedschap te worden, en te blijven, is een ongeëvenaarde kwaliteit van gereedschap benodigd. Om dit te kunnen leveren is het van essentieel belang dat alle machines in het productieproces superieure kwaliteit leveren.

ONZE VAKLUI

'Elk goed product komt tot stand door de personen die er achter zitten.' Het SCT Team is door de jaren heen gevormd tot een groep van zeer ervaren en vakbekwame ingenieurs welke verantwoordelijk zijn voor het ontwerpen en ontwikkelen, alsook het daadwerkelijk inzetten van de in Tilburg geproduceerde gereedschappen.



EN *'With every good product it matters who's behind it.'*
NL *'Elk goed product komt tot stand door de personen die er achter zitten.'*
DE *'Ein Produkt ist nur so gut wie das Team dahinter.'*
FR *'« Derrière chaque bon produit se cachent des personnes. »*



UNSERE PRODUKTION

In den mit Spitzentechnologien ausgestatteten Produktionseinrichtungen von SCT Tools wird unter Nutzung fortschrittlicher Automatisierung eine außerordentlich hohe Anzahl an Werkzeugen hergestellt. Unser Team aus äußerst erfahrenen Fachkräften ist für die Konstruktion und den Betrieb verantwortlich.

MODERNE MASCHINEN

Um in der Industrie der Zerspanungswerkzeuge eine führende Position einzunehmen und zu halten, muss die Werkzeugqualität übertroffen sein. Diese Qualität kann nur erreicht werden, wenn jede einzelne Maschine im Herstellungsprozess hervorragende Qualität liefert.

UNSERE FACHKRÄFTE

„Ein Produkt ist nur so gut wie das Team dahinter.“

Im Laufe der Jahre wuchs bei SCT ein Team hochgeschätzter Ingenieure zur Entwicklung, Konstruktion und Realisierung der Werkzeuge heran, die in unserem Werk in Tilburg in den Niederlanden produziert werden.



NOTRE PRODUCTION

Grâce à des équipements de production high tech hautement automatisés, conçus et exploités par notre personnel qualifié expérimenté, nous sommes en mesure de fabriquer un nombre incroyable d'outils.

MACHINES MODERNES

Pour atteindre une position de leader dans l'industrie des outils de coupe et pouvoir s'y maintenir, il faut proposer des outils d'une qualité inégalée. Obtenir un tel niveau de qualité n'est possible que si chaque machine utilisée lors du processus de production fournit des résultats d'une qualité irréprochable.

NOTRE PERSONNEL QUALIFIÉ

« Derrière chaque bon produit se cachent des personnes. »


» Au fil des ans, SCT a réuni une solide équipe d'ingénieurs en charge du développement, de la conception et de la mise en œuvre des outils produits dans notre usine de Tilbourg aux Pays-Bas.



'With every good product it matters who's behind it'

- Team SCT Tools

www.sct-tools.com/production



ABOUT US

The foundation of SCT Tools goes back more than 50 years. Originating from a regrinding and special tool production company, SCT Tools had been given the ideal background to develop a range of standardized solid carbide cutters.

Go to our website

www.sct-tools.com/about-us

to read and learn more about us.



ÜBER UNS

SCT Tools wurde vor mehr als 50 Jahren gegründet. Seinen Ursprung hat das Unternehmen im Nachschleifsektor und im Spezialwerkzeugbau. Daher verfügt SCT Tools über den idealen Hintergrund, um standardisierte Vollhartmetallfräser zu entwickeln.

Auf unserer Website

www.sct-tools.com/about-us

finden Sie weitere Informationen über unser Unternehmen.



OVER ONS

De historie van SCT Tools gaat meer dan 50 jaar terug. SCT Tools is ontstaan uit een bedrijf gespecialiseerd in het ontwikkelen en produceren van speciale gereedschappen en naslijpen. Deze achtergrond heeft de ideale basis gevormd voor het ontwikkelen van een programma van standaard volhardmetaal gereedschappen.

Ga naar onze website

www.sct-tools.com/about-us

om meer over ons te weten te komen



À PROPOS DE NOUS

L'entreprise SCT Tools a été fondée il y a plus de 50 ans. À l'origine, elle était spécialisée dans l'affûtage et la fabrication d'outils spéciaux. Toutes les conditions étaient donc réunies pour que SCT Tools se lance dans le développement d'une gamme d'outils de coupe standard.

Rendez-vous sur notre site web

www.sct-tools.com/about-us

pour en apprendre plus à notre sujet.



Our craftsmen

EN Our former employees work with our production machines from back then.
NL Een blik in de geschiedenis: toenmalige medewerkers met het historische machinepark.
DE Ehemalige Mitarbeitende bei der Arbeit an unseren damaligen Fertigungsmaschinen.
FR Nos anciens employés travaillant avec les machines de production de l'époque.

www.sct-tools.com/about-us/

MATERIALGROUP DESCRIPTION 1-2

^{NL} Materiaalgroep omschrijving / ^{DE} Beschreibung der Materialgruppe
/ ^{FR} Description du groupe de matériaux



The all-new 2022 SCT catalogue has a completely new layout. Selecting the right SCT tool has never been easier. In the previous versions, the tools were shown per individual product line.

From this version on, tools are grouped by the material they are suited for and sorted by geometry and associated application.

With the abovementioned change in layout, SCT changes focus from a product line approach to the actual application and implementation of cutting tools. This approach seamlessly matches the way machining specialists, within the metalworking industry, look at tooling within their projects. Using the 2022 catalogue, each individual reader will be able to get to the right tool very quickly.



Mit dem Katalog 2022 führt SCT Tools eine neue Methode zur Auswahl der benötigten SCT-Werkzeuge ein.

Bisher wurden die SCT-Werkzeuge pro Produktlinie angegeben. Ab jetzt werden sie auf Basis des zu bearbeitenden Materials, der Geometrie und der entsprechenden Anwendung sortiert. Diese Änderung verschiebt den Fokus von den Produktlinien auf die tatsächlichen Anwendungsbereiche der Werkzeuge.

Dieser Ansatz schließt nahtlos an die Methode an, mit der spanabhebende Spezialisten an ihre Zerspanungsfragen herangehen. So gelangt die Leserschaft dieses Katalogs auf sehr effektive Art zum richtigen Werkzeug.



Met de 2022 catalogus leidt SCT Tools een nieuwe benaderingswijze in, als het aankomt op de selectie van het benodigde SCT-gereedschap.

Waar voorheen de SCT-gereedschappen werden weergegeven per productlijn, worden nu de gereedschappen gesorteerd op basis van het te bewerken materiaal, de geometrie en de daarbij horende applicatie.

Bovengenoemde wijziging verlegt de focus van de productlijnen naar de daadwerkelijke toepassingen van de gereedschappen. Deze benaderingswijze sluit naadloos aan op de manier waarop verspanende specialisten hun vraagstukken m.b.t. verspanen benaderen. Het gevolg is dat de lezer van deze catalogus op een zeer effectieve manier tot het juiste gereedschap komt.







Avec le catalogue 2022, SCT Tools introduit une nouvelle approche de sélection des outils SCT.

Alors que par le passé les outils SCT étaient présentés par gamme de produits, ils sont à présent triés en fonction du matériau à usiner, de la géométrie de l'outil et de l'application correspondante. Suite à ce changement, l'accent est donc mis sur l'utilisation réelle des outils et non plus sur les gammes de produits.

Cette approche correspond parfaitement à la manière dont les spécialistes de l'usinage abordent les problématiques en matière d'usinage. Elle permet également au lecteur de ce catalogue de trouver rapidement l'outil qui répond à ses besoins.

MATERIALGROUP DESCRIPTION 2-2

NL Materiaalgroep omschrijving / DE Beschreibung der Materialgruppe
/ FR Description du groupe de matériaux

				
U	Tools for machining a variety of different materials	Gereedschappen geschikt voor het bewerken van verschillende materialen	Werkzeuge zur Bearbeitung verschiedener Werkstoffgruppen	Outils pour usinage d'une variété de différentes matières
ISO-P	Tools for machining steel	Gereedschappen voor het bewerken van staalsoorten	Werkzeuge zur Bearbeitung von Stählen	Outils pour usinage de l'acier
P1	Plain carbon steel	Ongelegeerd staal	Unlegierter Stahl	Aciers non alliés
P2	Alloy steel	Gelegeerd staal	Legierter Stahl	Aciers alliés
P3	High alloy steel and tool steel	Hooggelegeerd staal en gereedschapsstaal	Hochlegierter Stahl und Werkzeugstahl	Aciers fortement alliés et aciers à outils
ISO-H	Tools for machining hardened steel	Gereedschappen voor het bewerken van geharde staalsoorten	Werkzeuge zur Bearbeitung von gehärteten Stählen	Outils pour usinage des aciers trempés
H1	Hardened steel < 54 HRC	Gehard staal < 54 HRC	Gehärtete Stähle < 54 HRC	Aciers trempés < 54 HRC
H2	Hardened steel 54-60 HRC	Gehard staal 54-60 HRC	Gehärtete Stähle 54-60 HRC	Aciers trempés 54-60 HRC
H3	Hardened steel HRC > 60	Gehard staal HRC > 60	Gehärtete Stähle HRC > 60	Aciers trempés HRC > 60
ISO-K	Tools for machining cast iron	Gereedschappen voor het bewerken van gietijzer	Werkzeuge zur Bearbeitung von Gusseisen	Outils pour usinage des fontes
K1	Grey cast iron	Grijs gietijzer	Grauguß	Fontes grises
K2	Ductile cast iron	Nodulair gietijzer	Sphäroguß	Fontes nodulaires
ISO-M	Tools for machining stainless steel	Gereedschappen voor het bewerken van RVS-soorten	Werkzeuge zur Bearbeitung von Edelstahl	Outils pour usinage des Inoxydables
M1	Aust. And Ferr. Stainless steel	Austenitische en Ferritische RVS-soorten	Aust. Und Ferr. rostfreie Stähle	Aciers Inoxydables Austénitiques et Ferritiques
M2	Mart. Stainless steel	Martensitisch RVS	Mart. rostfreie Stähle	Inoxydables Martensitiques
ISO-S	Tools for machining heat resistant materials	Gereedschappen voor het bewerken van hittebestendige materialen	Werkzeuge zur Bearbeitung von hitzebeständiger Materialien	Outils pour usinage des matières haute résistance
S1	High temperature alloys Fe, Ni and Co based	Hittebestendige legeringen Fe, Ni en Co-gebaseerd	Warmfeste Leg. Fe, Ni und Co-basiert	Alliages hautetempérature Fe, Ni et Co
S2	Titanium and titanium alloys	Titanium en titaniumlegeringen	Titan und Titanlegeringen	Titane et Alliages de Titane
ISO-N	Tools for machining non-ferrous materials	Gereedschappen voor het bewerken van non-ferro materialen	Werkzeuge zur Bearbeitung von Nichteisenwerkstoffen	Outils pour usinage des non ferreux
N1	Non-ferro materials (Al, Cu, Zr, plastics, etc.)	Non-ferro materialen (Al, Cu, Zr, kunststoffen, etc.)	Nichteisenmetalle (Al, Cu, Zr, Plastik, usw.)	Matériaux non ferreux (Al, Cu, Zr, plastic, etc.)
N2	Non-ferro alloys (Al >9% Si, plastic alloys, etc.)	Non-ferro legeringen (Al >9% Si, gelegeerde kunststoffen, etc.)	Nichteisenlegeringen (Al >9% Si, legierter Kunststoff, usw.)	Alliages non ferreux (Al > 9% Si, alliages plastic, etc..)
ISO-G	Tools for machining Graphite	Gereedschappen voor het bewerken van grafiet	Werkzeuge zur Bearbeitung von Graphit	Outils pour usinage des graphites
G1	Graphite	Grafiet	Graphit	Graphite



CONTENT

NL Inhoudsopgave/ DE Inhaltsverzeichnis
/ FR Contenu

12-13	PRODUCT CODE DESCRIPTION NL Product code omschrijving/ DE Erklärung der Artikelnummer/ FR Description du code produit
14-15	ICON DESCRIPTION NL Icoon omschrijving/ DE Symbolbeschreibung/ FR Description de l'icône
16-17	QUICKFINDER DESCRIPTION NL Quickfinder omschrijving/ DE Quickfinder Beschreibung/ FR Quickfinder Description
<hr/>	
18-23	QUICKFINDER-UNI
<hr/>	
25-32	QUICKFINDER ISO-P+K
34-283	PRODUCTS ISO-P+K NL Producten/ DE Produkten/ FR Produits
<hr/>	
285-288	QUICKFINDER ISO-H
290-345	PRODUCTS ISO-H NL Producten/ DE Produkten/ FR Produits
<hr/>	
347-349	QUICKFINDER ISO-M+S
350-405	PRODUCTS ISO-M+S NL Producten/ DE Produkten/ FR Produits
<hr/>	
407-409	QUICKFINDER ISO-N
410-467	PRODUCTS ISO-N NL Producten/ DE Produkten/ FR Produits
<hr/>	
469-470	QUICKFINDER ISO-G
472-483	PRODUCTS ISO-G NL Producten/ DE Produkten/ FR Produits
<hr/>	
485	SPECIAL TOOLS NL Speciale gereedschappen/ DE Sonderwerkzeuge/ FR Outils spéciaux
486-487	SCT ECO PLAN
489-497	TECH. INFO. END MILLS NL Tech. Info. Frezen/ DE Tech. Info. Schaftfräser/ FR Info. Tech. fraises
499-507	TECH. INFO. DRILLS NL Tech. Info. Boren/ DE Tech. Info. Bohrer/ FR Info. Tech. forets



*'Unrivalled
performance in
solid carbide tools.'*



- Team SCT Tools

www.sct-tools.com







PRODUCT CODE DESCRIPTION 1-2

NL Product code omschrijving 1-2/DE Erklärung der Artikelnummer 1-2
/ FR Description du code produit 1-2

				
BL	Product line end mills	Productlijn frezen	Produktlinie Schaftfräser	Gamme de produits Fraises
C	Cylindrical shank	Cilindrische schacht	Zylinderschaft	Queue cylindrique
W	Weldon shank	Weldon schacht	Weldon-Schaft	Queue Weldon
5	Number of flutes	Aantal tanden	Zähnezahl	Nombre de dents
S	Short	Kort	Kurz	Modèle court
L	Long length	Lang	Lang	Modèle long
X	Extra-long	Extra-lang	Extra lang	Modèle extra-long
120	Cutting diameter	Snij diameter	Schneidendurchmesser	Diamètre de coupe
38	Helix angle	Spiraelhoek	Drallwinkel	Angle d'hélice
V	Variable helix	Variabele spiraelhoek	Variabler Drall	Hélice variable
S	Standard flute	Standaard geometrie	Schlichten	Dent standard
R	Roughing end mill	Ruwrees	Schrupfräser	Fraise d'ébauche
B	Ballnose	Bolfrees	Vollradiusfräser	Fraise boule
U	Semi-rougher	Semi-Ruwrees	Schrupp-Schlichtfräser	Fraise semi-ébauche
A	Aluminium	Aluminium	Aluminium	Alu
X	Extra Extra-Long	Extra Extra-lang	Extra-extralang	Modèle extra extra-long
N	Tool has a relief	Gereedschap met vrijlegging	Werkzeug hat einen Freischliff	outil avec arête
T10	Tool has radius	Gereedschap met hoekradius	Werkzeug mit Radius	Outil avec rayon
A90	Chamfering tool 90°	Afbraamgereedschap 90°	Entgrater 90°	Chanfrein 90°
C20	Corner rounding cutter r=2,0	Concaafrees r=2,0	Viertelkreisfräser r=2,0	Fraise a rayon concave r=2,0

PRODUCT CODE DESCRIPTION 2-2

NL Product code omschrijving 2-2 / DE Erklärung der Artikelnummer 2-2
/ FR Description du code produit 2-2

























				
PL	Product line end mills	Productlijn frezen	Produktlinie Schaftfräser	Gamme de produits Fraises
S	Premium Line tool for steel	Premium Line tool voor staal	Premium-Line-Werkzeug für Stahl	Outil Premium Line pour l'acier
I	Premium Line tool for Stainless steel	Premium Line tool voor Roestvaststaal	Premium-Line-Werkzeug für Edelstahl	Outil Premium Line pour l'acier inoxydable
A	Premium Line tool for non-ferro	Premium Line tool voor non-ferro	Premium-Line-Werkzeug für Nichteisen	Outil Premium Line pour les matériaux non ferreux
C	Cylindrical shank	Cylindrische schacht	Zylinderschaft	Queue cylindrique
W	Weldon shank	Weldon schacht	Weldon-Schaft	Queue Weldon
4	Number of flutes	Aantal tanden	Zähnezahl	Nombre de dents
X	Extra-long	Extra-lang	Extralang	Modèle extra-long
120	Cutting diameter	Snij diameter	Schneidendurchmesser	Diamètre de coupe
45	Helix angle	Spiraalhoek	Drallwinkel	Angle d'hélice
T10	Tool has radius	Gereedschap met radius	Werkzeug mit Radius	Outil avec rayon

BLD	Product line drills	Productlijn boren	Produktlinie Bohrer	Gamme de produits Forets
S	Material group	Materiaalgroep	Materialgruppe	Groupe de matériaux
E	Whistle notch shank	Whistle notch schacht	Whistle-Notch-Schaft	Queue Whistle notch
2	Number of flutes	Aantal tanden	Zähnezahl	Nombre de dents
08D	Maximum drill depth 8xD	Maximale boordiepte 8xD	Maximale Bohrtiefe 8xD	Profondeur maxi de perçage 8xD
0360	Cutting diameter 3,6	Boordiameter 3,6	Schneidendurchmesser 3,6	Diamètre de coupe 3,6
30	Helix angle	Spiraalhoek	Drallwinkel	Angle d'hélice
S	Standard flute	Standaard geometrie	Schlichten	Dent standard
IK	Internal coolant	Interne koeling	Innenkühlung	Trous d'huile

ICON

DESCRIPTION - END MILLS 1-2

NL Icon omschrijving - Frezen 1-2 / DE Symbolbeschreibung - Schafffräser 1-2
 / FR Description de l'icône - Fraises 1-2

				
	Helix	Spiraalhoek	Drallwinkel	Angle d'Hélice
	Coating	Coating	Beschichtung	Revêtement
	90° sharp edge	90° scherpe hoek	90° Stirn Ausführung	Arête vive 90°
	Corner chamfer	Hoekfase	Eckenfase	Chanfrein d'angle
	Chamfer end mill	Afbraamfrees	Entgratfräser	Fraise à ébavurer
	Corner radius	Hoekradius	Eckenradius	Rayon d'angle
	Corner rounding cutter	Concaafrees	Viertelkreisfräser	Fraise 1/4 de cercle
	Ballnose	Bolfrees	Vollradiusfräser	Fraise boule
	Roughing end mill	Ruwfrees	Schrupfräser	Fraise d'ébauche
	Center cutting	Centrumsnijdend	mit Zentrumschnitt	Coupe au centre
	Not center cutting	Niet centrumsnijdend	ohne Zentrumschnitt	Sans coupe au centre
	Equal index	Gelijk verdeeld	Gleich verteilt	Coupe frontale symétrique
	Unequal index	Ongelijk verdeeld	Ungleich verteilt	Coupe frontale décalée
	Feed movement	Snijrichting	Vorschubrichtung	Sens de l'avance
	Oil coolant	Olie koeling	Öl-Kühlung	Lubrification à l'huile
	Air coolant	Lucht koeling	Luft-Kühlung	Refroidissement par air
	Minimal lubrication	Minimaalsmering	Minimalschmierung	Lubrification brouillard d'huile
	Internal coolant	Interne koeling	Innenkühlung	Trous d'huile
	Tolerance cutting diameter	Tolerantie snijdende diameter	Toleranz Durchmesser Schneiden	Tolerance diametre de coupe
	HPC end mill	HPC-frees	HPC-Fräser	Fraise HPC













ICON DESCRIPTION - END MILLS 2-2

NL Icoon omschrijving - Frezen 2-2/ DE Symbolbeschreibung - Schaftfräser 2-2
/ FR Description de l'icône - Fraises 2-2

				
	Peripheral milling	Omtrekfrezen	Umfangfräsen	Fraisage périphérique
	Slot milling	Spiebaanfrezen	Vollnutfräsen	Rainurage
	Ramp milling	Schuin in het materiaal duiken	Schräg eintauchen	Fraisage en pente
	3D Milling	3D Frezen	3D-fräsen	Fraisage 3D
	Drilling	Boren	Bohren	Perçage
	Pocketing (HF milling)	Pocket frezen (HF frezen)	Auskammern (Hochvorschubfräsen)	Fraisage de poches
	Trochoidal milling	Trochoidaal frezen	Trochoidal fräsen	Fraisage Trochoïdal

ICON DESCRIPTION - DRILLS

NL Icoon omschrijving - Boren/ DE Symbolbeschreibung - Bohrer
/ FR Description de l'icône - Forets

				
	Max. drill depth	Max. boordiepte	Max. Bohrtiefe	Profondeur maxi de perçage
	Coating	Coating	Beschichtung	Revêtement
	Internal coolant	Interne koeling	Innenkühlung	Refroidissement par trous d'huile
	Without internal coolant	Geen interne koeling	Ohne Innenkühlung	Sans trous d'huile
	Point angle	Tophoek	Spitzenwinkel	Angle de pointe
	Point angle spot drill	Tophoek spotboor	Spitzenwinkel Anbohrer	Foret à pointer
	Tolerance cutting diameter	Tolerantie snijdende diameter	Toleranz Durchmesser Schneiden	Tolerance diametre de coupe
	Oil coolant	Olie koeling	Öl-Kühlung	Lubrification à huile

QUICKFINDER DESCRIPTION 1-2

NL Quickfinder omschrijving/ DE Quickfinder Beschreibung
/ FR Quickfinder Description



The Quickfinder will help you with selecting the right SCT tool for the application at hand. Within the Quickfinder, the tools are sorted for machining different materials with a single tool (Quickfinder-Uni) as well as per specific material groups (ISO-P+K, H, M+S, N & G).

In each individual chapter, tools are sorted by geometry and the application that goes with it.

1. Open the material group needed (ISO-P+K, H, M+S, N & G).

2. Select the necessary number of teeth, geometry or application.

3. Among the tools displayed, select the appropriate tool.

4. Browse to the page of the chosen tool and select the right article(s).



De Quickfinder helpt u bij het selecteren van het juiste gereedschap voor de benodigde applicatie. De Quickfinder verdeelt de gereedschappen onder in gereedschappen, geschikt voor het bewerken van meerdere materialen (Quickfinder-Uni) en gereedschappen voor specifieke materiaalgroepen (ISO-P+K, H, M+S, N & G).

Per individuele katern worden de gereedschappen vervolgens geometrisch geordend en worden de applicatiemogelijkheden weergegeven.

1. Open het juiste Quickfinder hoofdstuk (ISO-P+K, H, M+S, N & G).

2. Selecteer het benodigd aantal tanden / de benodigde geometrie of applicatie.

3. Maak een keuze uit de vergelijkbare gereedschappen.

4. Blader naar de bijbehorende pagina's en selecteer de juiste artikelen.



Der Quickfinder hilft Ihnen bei der Auswahl des richtigen Werkzeugs für die jeweilige Anwendung. Er unterteilt die Werkzeuge in zwei Gruppen: jene, die zur Bearbeitung unterschiedlicher Materialien geeignet sind (Quickfinder-Uni) und in Werkzeuge für spezielle Materialgruppen (ISO-P+K, H, M+S, N & G).

Pro individuellem Bereich werden die Werkzeuge daraufhin geometrisch geordnet und ihre Verwendungsmöglichkeiten werden angezeigt.

1. Die richtige Quickfinder-Kategorie öffnen (ISO-P+K, H, M+S, N & G).

2. Die benötigte Anzahl Zähne/die benötigte Geometrie oder Anwendung auswählen.

3. Auswahl aus den vergleichbaren Werkzeugen treffen.

4. Zur entsprechenden Seite blättern und die richtigen Artikel auswählen.



Le Quickfinder vous aide à sélectionner le bon outil pour l'application visée. Le Quickfinder subdivise les outils en deux groupes: ceux adaptés à l'usinage de plusieurs matériaux (Quickfinder-Uni) et ceux destinés à des groupes de matériaux spécifiques (ISO-P+K, H, M+S, N & G).

Dans chaque partie, les outils sont triés selon leur géométrie et selon les applications possibles.

1. Ouvrir la page du Quickfinder au chapitre correspondant (ISO-P+K, H, M+S, N & G).

2. Sélectionner le nombre de dents / la géométrie ou l'application.

3. Faire un choix parmi les outils similaires .

4. Naviguer jusqu'à la page correspondante et sélectionner les bons articles.

QUICKFINDER DESCRIPTION 2-2





























































































































































NL Quickfinder omschrijving / DE Quickfinder Beschreibung
FR Quickfinder Description
















































































































































	z=5	z=multi							R			
1												
2	108-109	110-111	112-113	114-115	116-117	118-119	120-121	122-123	124-125	126-127	128-129	
3	$\lambda=38^\circ$	$\lambda=45^\circ$	$\lambda=45^\circ$	$\lambda=45^\circ$	$\lambda=45^\circ$	$\lambda=50^\circ$	$\lambda=50^\circ$	$\lambda=50^\circ$	$\lambda=45^\circ$	$\lambda=20^\circ$	$\lambda=45^\circ$	
4	AlCrN	TiAlN	TiAlN	TiAlN	AlCrN	AlCrN	AlCrN	AlCrN	TiAlN	TiAlN	TiAlN	
5												
6	Dc 6-20	Dc 6-20	Dc 6-20	Dc 6-20	Dc 6-20	Dc 6-25	Dc 6-25	Dc 6-20	Dc 4-20	Dc 6-20	Dc 4-20	
7	Lc 24-80	Lc 13-38	Lc 18-60	Lc 36-94	Lc 13-38	Lc 13-45	Lc 18-85	Lc 13-38	Lc 11-38	Lc 13-38	Lc 11-38	
8												
9												
10	P1 (3*) P2 (3*) P3 (3*) K1 (2*) K2 (1*)	P1 (3*) P2 (2*) P3 (2*) K1 (3*) K2 (2*)	P1 (3*) P2 (2*) P3 (2*) K1 (3*) K2 (2*)	P1 (3*) P2 (2*) P3 (2*) K1 (3*) K2 (2*)	P1 (-) P2 (3*) P3 (3*) K1 (2*) K2 (2*)	P1 (2*) P2 (3*) P3 (3*) K1 (3*) K2 (3*)	P1 (2*) P2 (3*) P3 (3*) K1 (3*) K2 (3*)	P1 (2*) P2 (3*) P3 (3*) K1 (3*) K2 (3*)	P1 (3*) P2 (2*) P3 (2*) K1 (3*) K2 (2*)	P1 (3*) P2 (2*) P3 (2*) K1 (3*) K2 (2*)	P1 (3*) P2 (2*) P3 (2*) K1 (3*) K2 (2*)	
11												
12	HIGHLIGHT x1x	000-000										





























































































































































P + K QUICKFINDER





































































































1	Number of teeth	Aantal tanden	Zähnezahl	Nombre de dents
2	Article number	Artikelnummer	Artikelnummer	numéro de l'article
3	Product	Product	Produkt	Produit
4	Page	Pagina	Seite	Page
5	Helix	Spiraalhoek	Drallwinkel	Angle d'Hélice
6	Coating	Coating	Beschichtung	Revêtement
7	Tip geometry	Type	Eckenausführung	Géométrie bout de fraise
8	Diameter range	Diameterbereik	Durchmesserbereich	Plage
9	Length of cut	Snijlengte	Schneidelänge	Longueur de coupe
10	Center cutting / Not center cutting	Centrumsnijdend / Niet centrumsnijdend	mit Zentrumschnitt / ohne Zentrumschnitt	Coupe au centre / Sans coupe au centre
11	Equal index/ Unequal index	Gelijk verdeeld / Ongelijk verdeeld	Gleich verteilt / Ungleich verteilt	Coupe frontale symétrique / Coupe frontale décalée
12	Materialgroup	Materiaalgroep	Materialgruppe	groupe de matériaux
13	Application	Bewerking	Bearbeitung	Usinage
14	Highlight	Highlight	Highlight	Highlight

Q U I C K F I N D E R - U N I


z=2				z=3							
											
34-35	36-37	38-39	40-41	46-47	48-49	50-51	52-53	54-55	56-57	58-59	60-61
											
Blank	TiCN	TiAlN	TiAlN	Blank	TiCN	Blank	TiCN	TiAlN	TiAlN	TiAlN	TiAlN
											
Dc 3-20	Dc 3-20	Dc 3-20	Dc 3-20	Dc 0,5-12	Dc 0,5-12	Dc 3-20	Dc 3-20	Dc 3-20	Dc 3-20	Dc 3-20	Dc 3-20
Lc 12-32	Lc 12-32	Lc 4-20	Lc 7-32	Lc 1,5-15	Lc 1,5-15	Lc 12-32	Lc 12-32	Lc 4-20	Lc 7-32	Lc 4-20	Lc 7-32
											
											
PMKS	PMKS	PMKS	PMKS	PMKS	PMKS	PMKS	PMKS	PMKS	PMKS	PMKS	PMKS
											
											
											
											
											
											
											
											

z=4											z=5	z=multi
												
66-67	68-69	70-71	72-73	74-75	76-77	78-79	80-81	84-85	86-87	94-95		
												
Blank	TiCN	TiAlN	TiAlN	TiAlN	AlCrN	AlCrN	AlCrN	AlCrN	AlTiN	TiAlN		
												
Dc 3-20	Dc 3-20	Dc 3-20	Dc 3-20	Dc 3-20	Dc 3-20	Dc 3-20	Dc 6-16	Dc 3-20	Dc 5,7-20	Dc 3-20		
Lc 12-32	Lc 12-32	Lc 5-26	Lc 8-38	Lc 8-38	Lc 5-26	Lc 8-38	Lc 13-32	Lc 8-38	Lc 13-38	Lc 8-38		
												
												
PMKS	PMKS	PMKS	PMKS	PMKSH	PMKSH	PMKSH	PMKSH	PMKSH	PMKSH	PMKSH		
												
												
												
												
												
												
												
												

z=multi			R					B		A/C	
											
110-111	112-113	114-115	124-125	126-127	128-129	130-131	132-133	134-135	136-137	142-143	144-145
											
TiAlN	TiAlN	TiAlN	TiAlN	TiAlN	TiAlN	AlCrN	AlCrN	TiAlN	TiAlN	TiAlN	TiAlN
											
Dc 6-20	Dc 6-20	Dc 6-20	Dc 4-20	Dc 6-20	Dc 4-20	Dc 4-20	Dc 4-20	Dc 3-20	Dc 3-20	Ds 6-12	Ds 6-12
Lc 13-38	Lc 18-60	Lc 36-94	Lc 11-38	Lc 13-38	Lc 11-38	Lc 8-26	Lc 11-38	Lc 4-20	Lc 7-32	Lc -	Lc -
											
											
PMKS	PMKS	PMKS	PMKS	PMKS	PMKS	PMKSH	PMKSH	PMKS	PMKS	PMKSH	PMKSH
											
											
											
											
											
											
											
											

A/C			D							
										
146-147	148-149	150-151	154-157	158-161	162-163	164-165	166-167	170-179	180-189	
			S	L	S	S	S	3xD	3xD	
TiAlN	TiAlN	TiAlN	Blank	Blank	Blank	Blank	Blank	TiAlN	TiAlN	
										
Ds 6-12	Ds 6-12	Ds 6-14	Dc 1,5-12,0	Dc 2,0-12,0	Dc 6-12	Dc 6-12	Dc 6-12	Dc 3,0-20,0	Dc 3,0-20,0	
Lc -	Lc -	Lc -								
PMKSH	PMKSH	PMKSH	PKN	PKN	PMKSN	PMKSN	PMKSN	PMKS	PMKS	
										
										
										
										
										
										
										

D



190-199 200-209 210-217 218-225 228-237 238-247 248-257 258-267 268-275 276-283

Dc 3,0-20,0	Dc 3,0-20,0	Dc 3,0-20,0	Dc 3,0-20,0	Dc 3,0-20,0	Dc 3,0-20,0	Dc 3,0-20,0	Dc 3,0-20,0	Dc 3,0-20,0	Dc 3,0-20,0

PMKS **PMKS** **PMKS** **PMKS** **PKH** **PKH** **PKH** **PKH** **PKH** **PKH**




































































































































































































































































































Notes





I S O - P + K

z=2						z=3					
											
34-35	36-37	38-39	40-41	42-43	44-45	46-47	48-49	50-51	52-53	54-55	56-57
											
Blank	TiCN	TiAlN	TiAlN	AlCrN	AlCrN	Blank	TiCN	Blank	TiCN	TiAlN	TiAlN
											
Dc 3-20	Dc 3-20	Dc 3-20	Dc 3-20	Dc 2-20	Dc 4-16	Dc 0,5-12	Dc 0,5-12	Dc 3-20	Dc 3-20	Dc 3-20	Dc 3-20
Lc 12-32	Lc 12-32	Lc 4-20	Lc 7-32	Lc 3-21	Lc 5-17	Lc 1,5-15	Lc 1,5-15	Lc 12-32	Lc 12-32	Lc 4-20	Lc 7-32
											
											
P1 (2*) P2 (1*) P3 (-) K1 (2*) K2 (1*)	P1 (3*) P2 (2*) P3 (1*) K1 (3*) K2 (2*)	P1 (3*) P2 (2*) P3 (2*) K1 (3*) K2 (2*)	P1 (3*) P2 (2*) P3 (2*) K1 (3*) K2 (2*)	P1 (2*) P2 (3*) P3 (3*) K1 (3*) K2 (3*)	P1 (2*) P2 (3*) P3 (3*) K1 (3*) K2 (3*)	P1 (2*) P2 (1*) P3 (-) K1 (2*) K2 (1*)	P1 (3*) P2 (2*) P3 (1*) K1 (3*) K2 (2*)	P1 (2*) P2 (1*) P3 (-) K1 (2*) K2 (1*)	P1 (3*) P2 (2*) P3 (1*) K1 (3*) K2 (2*)	P1 (3*) P2 (2*) P3 (2*) K1 (3*) K2 (2*)	P1 (3*) P2 (2*) P3 (2*) K1 (3*) K2 (2*)
											
											
											
											
											
											
											
											

z=3				z=4							
											
58-59	60-61	62-63	64-65	66-67	68-69	70-71	72-73	74-75	76-77	78-79	
											
TiAlN	TiAlN	AlCrN	AlCrN	Blank	TiCN	TiAlN	TiAlN	TiAlN	AlCrN	AlCrN	
											
Dc 3-20	Dc 3-20	Dc 3-20	Dc 3-20	Dc 3-20	Dc 3-20	Dc 3-20	Dc 3-20	Dc 3-20	Dc 3-20	Dc 3-20	
Lc 4-20	Lc 7-32	Lc 5-26	Lc 8-38	Lc 12-32	Lc 12-32	Lc 5-26	Lc 8-38	Lc 8-38	Lc 5-26	Lc 8-38	
											
											
P1 (3*) P2 (2*) P3 (2*) K1 (3*) K2 (2*)	P1 (3*) P2 (2*) P3 (2*) K1 (3*) K2 (2*)	P1 (2*) P2 (3*) P3 (3*) K1 (3*) K2 (3*)	P1 (2*) P2 (3*) P3 (3*) K1 (3*) K2 (3*)	P1 (2*) P2 (1*) P3 (-) K1 (2*) K2 (1*)	P1 (3*) P2 (2*) P3 (1*) K1 (3*) K2 (2*)	P1 (3*) P2 (2*) P3 (2*) K1 (3*) K2 (2*)	P1 (3*) P2 (2*) P3 (2*) K1 (3*) K2 (2*)	P1 (3*) P2 (2*) P3 (2*) K1 (3*) K2 (2*)	P1 (3*) P2 (3*) P3 (3*) K1 (3*) K2 (3*)	P1 (3*) P2 (3*) P3 (3*) K1 (3*) K2 (3*)	
											
											
											
											
											
											
											









































































































































z=4






























































































































z=5

z=4						z=5					
80-81	84-85	86-87	88-89	90-91	92-93	94-95	98-99	100-101	102-103	104-105	106-107
AlCrN	AlCrN	AlTiN	AlCrN	AlCrN	AlCrN	TiAlN	AlCrN	AlCrN	AlCrN	AlCrN	AlCrN
Dc 6-16	Dc 3-20	Dc 5,7-20	Dc 3-25	Dc 4-16	Dc 4-20	Dc 3-20	Dc 3-25	Dc 6-20	Dc 3-25	Dc 6-20	Dc 3-25
Lc 13-32	Lc 8-38	Lc 13-38	Lc 8-45	Lc 5-17	Lc 11-38	Lc 8-38	Lc 6-50	Lc 12-40	Lc 9-75	Lc 18-60	Lc 12-100
P1 (3*) P2 (3*) P3 (3*) K1 (3*) K2 (3*)	P1 (3*) P2 (3*) P3 (3*) K1 (3*) K2 (3*)	P1 (3*) P2 (3*) P3 (3*) K1 (3*) K2 (3*)	P1 (2*) P2 (3*) P3 (3*) K1 (3*) K2 (3*)	P1 (2*) P2 (3*) P3 (3*) K1 (3*) K2 (3*)	P1 (2*) P2 (3*) P3 (3*) K1 (3*) K2 (3*)	P1 (3*) P2 (2*) P3 (3*) K1 (3*) K2 (2*)	P1 (3*) P2 (3*) P3 (3*) K1 (2*) K2 (1*)	P1 (3*) P2 (3*) P3 (3*) K1 (2*) K2 (1*)	P1 (3*) P2 (3*) P3 (3*) K1 (2*) K2 (1*)	P1 (3*) P2 (3*) P3 (3*) K1 (2*) K2 (1*)	P1 (3*) P2 (3*) P3 (3*) K1 (2*) K2 (1*)

HIGHLIGHT 1 | 5 83

HIGHLIGHT 2 | 5 97

z=5	z=multi							R			
											
108-109	110-111	112-113	114-115	116-117	118-119	120-121	122-123	124-125	126-127	128-129	
											
											
											
Dc 6-20	Dc 6-20	Dc 6-20	Dc 6-20	Dc 6-20	Dc 6-25	Dc 6-25	Dc 6-20	Dc 4-20	Dc 6-20	Dc 4-20	
Lc 24-80	Lc 13-38	Lc 18-60	Lc 36-94	Lc 13-38	Lc 13-45	Lc 18-85	Lc 13-38	Lc 11-38	Lc 13-38	Lc 11-38	
											
											
P1 (3*) P2 (3*) P3 (3*) K1 (2*) K2 (1*)	P1 (3*) P2 (2*) P3 (2*) K1 (3*) K2 (2*)	P1 (3*) P2 (2*) P3 (2*) K1 (3*) K2 (2*)	P1 (3*) P2 (2*) P3 (2*) K1 (3*) K2 (2*)	P1 (-) P2 (3*) P3 (3*) K1 (2*) K2 (2*)	P1 (2*) P2 (3*) P3 (3*) K1 (3*) K2 (3*)	P1 (2*) P2 (3*) P3 (3*) K1 (3*) K2 (3*)	P1 (2*) P2 (3*) P3 (3*) K1 (3*) K2 (3*)	P1 (3*) P2 (2*) P3 (2*) K1 (2*) K2 (2*)	P1 (3*) P2 (2*) P3 (2*) K1 (3*) K2 (2*)	P1 (3*) P2 (2*) P3 (2*) K1 (3*) K2 (2*)	
											
											
											
											
											
											
											
											


R		B				A/C					D
											V
130-131	132-133	134-135	136-137	138-139	140-141	142-143	144-145	146-147	148-149	150-151	
$\lambda=45^\circ$	$\lambda=45^\circ$	$\lambda=30^\circ$	$\lambda=30^\circ$	$\lambda=30^\circ$	$\lambda=30^\circ$	$\lambda=0^\circ$	$\lambda=0^\circ$	$\lambda=0^\circ$	$\lambda=0^\circ$	$\lambda=0^\circ$	
AlCrN	AlCrN	TiAlN	TiAlN	AlCrN	AlCrN	TiAlN	TiAlN	TiAlN	TiAlN	TiAlN	
$c[45^\circ]$ 0,15-0,50	$c[45^\circ]$ 0,15-0,50					45°	30°	45°	30°	r 0,50-5,00	
Dc 4-20	Dc 4-20	Dc 3-20	Dc 3-20	Dc 2-20	Dc 2-20	Ds 6-12	Ds 6-12	Ds 6-12	Ds 6-12	Ds 6-14	
Lc 8-26	Lc 11-38	Lc 4-20	Lc 7-32	Lc 3-21	Lc 3-21	Lc -	Lc -	Lc -	Lc -	Lc -	
											
											
P1 (3*) P2 (3*) P3 (3*) K1 (3*) K2 (3*)	P1 (3*) P2 (3*) P3 (3*) K1 (3*) K2 (3*)	P1 (3*) P2 (2*) P3 (2*) K1 (3*) K2 (2*)	P1 (3*) P2 (2*) P3 (2*) K1 (3*) K2 (2*)	P1 (2*) P2 (3*) P3 (3*) K1 (3*) K2 (3*)	P1 (2*) P2 (3*) P3 (3*) K1 (3*) K2 (3*)	P1 (3*) P2 (2*) P3 (2*) K1 (3*) K2 (2*)	P1 (3*) P2 (2*) P3 (2*) K1 (3*) K2 (2*)	P1 (3*) P2 (2*) P3 (2*) K1 (3*) K2 (2*)	P1 (3*) P2 (2*) P3 (2*) K1 (3*) K2 (2*)	P1 (3*) P2 (2*) P3 (2*) K1 (3*) K2 (2*)	
											
											
											
											
											
											
											
											









































































D

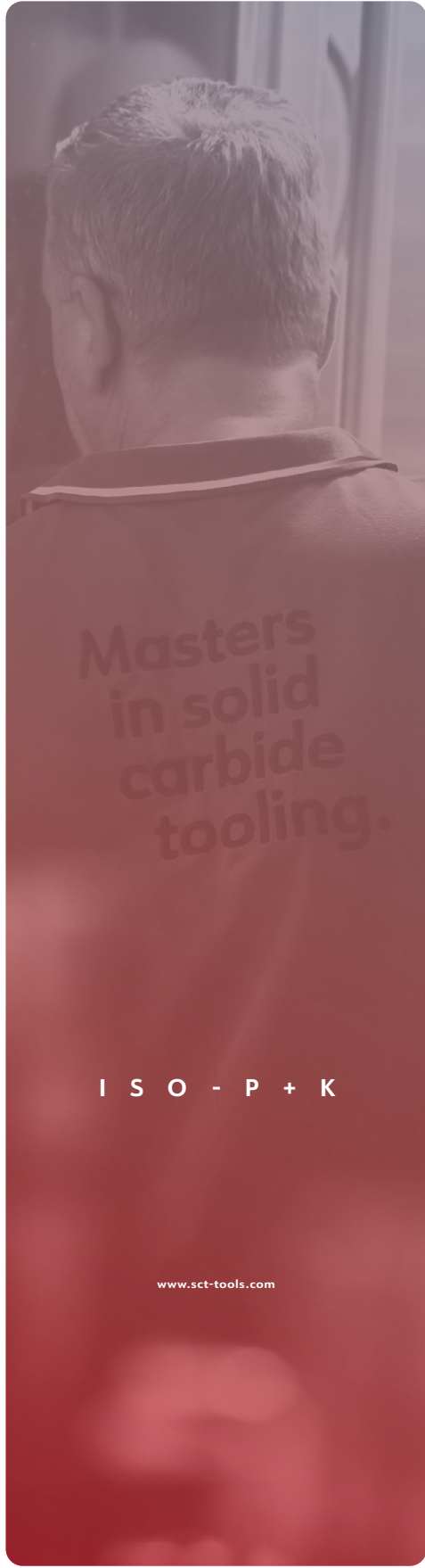
											
154-157	158-161	162-163	164-165	166-167	170-179	180-189	190-199	200-209	210-217	218-225	
S	L	S	S	S	3xD	3xD	5xD	5xD	8xD	12xD	
Blank	Blank	Blank	Blank	Blank	TiAIN	TiAIN	TiAIN	TiAIN	TiAIN	TiAIN	
											
Dc 1,5-12,0	Dc 2,0-12,0	Ds 6,0-12,0	Ds 6,0-12,0	Ds 6,0-12,0	Dc 3,0-20,0	Dc 3,0-20,0	Dc 3,0-20,0	Dc 3,0-20,0	Dc 3,0-20,0	Dc 3,0-20,0	
											
P1 (3*) P2 (2*) P3 (1*) K1 (2*) K2 (1*)	P1 (3*) P2 (2*) P3 (1*) K1 (2*) K2 (1*)	P1 (3*) P2 (2*) P3 (1*) K1 (2*) K2 (1*)	P1 (3*) P2 (2*) P3 (1*) K1 (2*) K2 (1*)	P1 (3*) P2 (2*) P3 (1*) K1 (2*) K2 (1*)	P1 (3*) P2 (2*) P3 (2*) K1 (3*) K2 (2*)	P1 (3*) P2 (2*) P3 (2*) K1 (3*) K2 (2*)	P1 (3*) P2 (2*) P3 (2*) K1 (3*) K2 (2*)	P1 (3*) P2 (2*) P3 (2*) K1 (3*) K2 (2*)	P1 (3*) P2 (2*) P3 (2*) K1 (3*) K2 (2*)	P1 (3*) P2 (2*) P3 (2*) K1 (3*) K2 (2*)	
											
											
											
											
											
											

DRILLS  152

HIGHLIGHT 3 | 5  153

HIGHLIGHT 4 | 5  169

D					
					
228-237	238-247	248-257	258-267	268-275	276-283
					
					
					
Dc 3,0-20,0	Dc 3,0-20,0	Dc 3,0-20,0	Dc 3,0-20,0	Dc 3,0-20,0	Dc 3,0-20,0
					
P1 (3*) P2 (3*) P3 (3*) K1 (3*) K2 (3*)	P1 (3*) P2 (3*) P3 (3*) K1 (3*) K2 (3*)	P1 (3*) P2 (3*) P3 (3*) K1 (3*) K2 (3*)	P1 (3*) P2 (3*) P3 (3*) K1 (3*) K2 (3*)	P1 (3*) P2 (3*) P3 (3*) K1 (3*) K2 (3*)	P1 (3*) P2 (3*) P3 (3*) K1 (3*) K2 (3*)
					
					
					
					
					
					
					



I S O - P + K

www.sct-tools.com

HIGHLIGHT 5 | 5  227

Notes





DIN 6535 HA	DIN 6535 HB	Dc	Ds	Lc	Ln	Dn	Lt	r/c	z
FLC2L03030S	-	3,0	3	12	-	-	40	-	2
FLC2L04030S	-	4,0	4	12	-	-	40	-	2
FLC2L05030S	-	5,0	5	14	-	-	50	-	2
FLC2L06030S	-	6,0	6	16	-	-	50	-	2
FLC2L08030S	-	8,0	8	20	-	-	60	-	2
FLC2L10030S	-	10,0	10	22	-	-	70	-	2
FLC2L12030S	-	12,0	12	22	-	-	70	-	2
FLC2L16030S	-	16,0	16	25	-	-	75	-	2
FLC2L20030S	-	20,0	20	32	-	-	100	-	2

	P1	P2	P3	H1	H2	H3	K1	K2	M1	M2	S1	S2	N1	N2	G
Vc	130	70	60	-	-	-	100	70	65	60	-	50	-	-	-




	Ap [min]	Ap [max]	Ae [max]	fz
	-	-	-	-
	0,3*Dc	Lc	1*Dc	0,0025*Dc
	-	-	-	-
	-	-	-	-
	-	-	-	-
	-	-	-	-



DIN 6535 HA	DIN 6535 HB	Dc	Ds	Lc	Ln	Dn	Lt	r/c	z
FLC2L03030SC	-	3,0	3	12	-	-	40	-	2
FLC2L04030SC	-	4,0	4	12	-	-	40	-	2
FLC2L05030SC	-	5,0	5	14	-	-	50	-	2
FLC2L06030SC	-	6,0	6	16	-	-	50	-	2
FLC2L08030SC	-	8,0	8	20	-	-	60	-	2
FLC2L10030SC	-	10,0	10	22	-	-	70	-	2
FLC2L12030SC	-	12,0	12	22	-	-	70	-	2
FLC2L16030SC	-	16,0	16	25	-	-	75	-	2
FLC2L20030SC	-	20,0	20	32	-	-	100	-	2

	P1	P2	P3	H1	H2	H3	K1	K2	M1	M2	S1	S2	N1	N2	G
Vc	165	90	75	-	-	-	130	90	85	75	-	65	-	-	-




	Ap [min]	Ap [max]	Ae [max]	fz
	-	-	-	-
	0,3*Dc	Lc	1*Dc	0,003*Dc
	-	-	-	-
	-	-	-	-
	-	-	-	-
	-	-	-	-



DIN 6535 HA	DIN 6535 HB	Dc	Ds	Lc	Ln	Dn	Lt	r/c	z
BLC2S03030S	BLW2S03030S	3,0	6	4	-	-	50	-	2
BLC2S03530S	BLW2S03530S	3,5	6	4	-	-	50	-	2
BLC2S04030S	BLW2S04030S	4,0	6	5	-	-	54	-	2
BLC2S04530S	BLW2S04530S	4,5	6	5	-	-	54	-	2
BLC2S05030S	BLW2S05030S	5,0	6	6	-	-	54	-	2
BLC2S06030S	BLW2S06030S	6,0	6	7	-	-	54	-	2
BLC2S07030S	BLW2S07030S	7,0	8	8	-	-	58	-	2
BLC2S08030S	BLW2S08030S	8,0	8	9	-	-	58	-	2
BLC2S09030S	BLW2S09030S	9,0	10	10	-	-	66	-	2
BLC2S10030S	BLW2S10030S	10,0	10	11	-	-	66	-	2
BLC2S12030S	BLW2S12030S	12,0	12	12	-	-	73	-	2
BLC2S14030S	BLW2S14030S	14,0	14	14	-	-	73	-	2
BLC2S16030S	BLW2S16030S	16,0	16	16	-	-	82	-	2
BLC2S18030S	BLW2S18030S	18,0	18	18	-	-	84	-	2
BLC2S20030S	BLW2S20030S	20,0	20	20	-	-	92	-	2

	P1	P2	P3	H1	H2	H3	K1	K2	M1	M2	S1	S2	N1	N2	G
Vc	180	100	80	-	-	-	140	100	90	80	-	70	-	-	-




	Ap [min]	Ap [max]	Ae [max]	fz
	-	-	-	-
	0,3*Dc	Lc	1*Dc	0,0035*Dc
	-	-	-	-
	-	-	-	-
	-	-	-	-
	-	-	-	-



DIN 6535 HA	DIN 6535 HB	Dc	Ds	Lc	Ln	Dn	Lt	r/c	z
BLC2L03030S	BLW2L03030S	3,0	6	7	-	-	57	-	2
BLC2L03530S	BLW2L03530S	3,5	6	7	-	-	57	-	2
BLC2L04030S	BLW2L04030S	4,0	6	8	-	-	57	-	2
BLC2L04530S	BLW2L04530S	4,5	6	8	-	-	57	-	2
BLC2L05030S	BLW2L05030S	5,0	6	10	-	-	57	-	2
BLC2L06030S	BLW2L06030S	6,0	6	10	-	-	57	-	2
BLC2L07030S	BLW2L07030S	7,0	8	13	-	-	63	-	2
BLC2L08030S	BLW2L08030S	8,0	8	16	-	-	63	-	2
BLC2L09030S	BLW2L09030S	9,0	10	16	-	-	72	-	2
BLC2L10030S	BLW2L10030S	10,0	10	19	-	-	72	-	2
BLC2L12030S	BLW2L12030S	12,0	12	22	-	-	83	-	2
BLC2L14030S	BLW2L14030S	14,0	14	22	-	-	83	-	2
BLC2L16030S	BLW2L16030S	16,0	16	26	-	-	92	-	2
BLC2L18030S	BLW2L18030S	18,0	18	26	-	-	92	-	2
BLC2L20030S	BLW2L20030S	20,0	20	32	-	-	104	-	2

	P1	P2	P3	H1	H2	H3	K1	K2	M1	M2	S1	S2	N1	N2	G
Vc	180	100	80	-	-	-	140	100	90	80	-	70	-	-	-




	Ap [min]	Ap [max]	Ae [max]	fz
	-	-	-	-
	0,3*Dc	Lc	1*Dc	0,0035*Dc
	-	-	-	-
	-	-	-	-
	-	-	-	-
	-	-	-	-



DIN 6535 HA	DIN 6535 HB	Dc	Ds	Lc	Ln	Dn	Lt	r/c	z
PLSC2X02030SN	PLSW2X02030SN	2,0	6	3	9	1,8	54	-	2
PLSC2X02530SN	PLSW2X02530SN	2,5	6	4	9	2,2	54	-	2
PLSC2X03030SN	PLSW2X03030SN	3,0	6	4	11	2,7	54	-	2
PLSC2X03530SN	PLSW2X03530SN	3,5	6	5	11	3,1	57	-	2
PLSC2X04030SN	PLSW2X04030SN	4,0	6	5	15	3,6	57	-	2
PLSC2X04530SN	PLSW2X04530SN	4,5	6	6	15	4,1	57	-	2
PLSC2X05030SN	PLSW2X05030SN	5,0	6	6	23	4,5	62	-	2
PLSC2X05530SN	PLSW2X05530SN	5,5	6	7	23	5,0	62	-	2
PLSC2X06030SN	PLSW2X06030SN	6,0	6	7	24	5,4	62	-	2
PLSC2X07030SN	PLSW2X07030SN	7,0	8	8	28	6,3	68	-	2
PLSC2X08030SN	PLSW2X08030SN	8,0	8	9	30	7,2	68	-	2
PLSC2X09030SN	PLSW2X09030SN	9,0	10	10	36	8,2	80	-	2
PLSC2X10030SN	PLSW2X10030SN	10,0	10	11	38	9,0	80	-	2
PLSC2X11030SN	PLSW2X11030SN	11,0	12	12	44	10,0	93	-	2
PLSC2X12030SN	PLSW2X12030SN	12,0	12	13	46	11,0	93	-	2
PLSC2X13030SN	PLSW2X13030SN	13,0	14	14	44	12,0	93	-	2
PLSC2X14030SN	PLSW2X14030SN	14,0	14	15	46	13,0	93	-	2
PLSC2X15030SN	PLSW2X15030SN	15,0	16	16	56	14,0	108	-	2
PLSC2X16030SN	PLSW2X16030SN	16,0	16	17	58	15,0	108	-	2
PLSC2X18030SN	PLSW2X18030SN	18,0	18	19	58	17,0	108	-	2
PLSC2X20030SN	PLSW2X20030SN	20,0	20	21	74	19,0	126	-	2

	P1	P2	P3	H1	H2	H3	K1	K2	M1	M2	S1	S2	N1	N2	G
Vc	210	175	120	120	100	-	150	110	-	-	-	-	-	-	-




	Ap [min]	Ap [max]	Ae [max]	fz
	0,3*Dc	Lc	0,5*Dc	0,0070*Dc
	0,3*Dc	Lc	1*Dc	0,0050*Dc
	-	-	-	-
	-	-	-	-
	-	-	-	-
	-	-	-	-



DIN 6535 HA	DIN 6535 HB	Dc	Ds	Lc	Ln	Dn	Lt	r	z
PLSC2X04030SNT03	PLSW2X04030SNT03	4,0	6	5	16	3,6	57	0,3	2
PLSC2X04030SNT05	PLSW2X04030SNT05	4,0	6	5	16	3,6	57	0,5	2
PLSC2X06030SNT03	PLSW2X06030SNT03	6,0	6	7	24	5,4	62	0,3	2
PLSC2X06030SNT05	PLSW2X06030SNT05	6,0	6	7	24	5,4	62	0,5	2
PLSC2X06030SNT10	PLSW2X06030SNT10	6,0	6	7	24	5,4	62	1,0	2
PLSC2X06030SNT15	PLSW2X06030SNT15	6,0	6	7	24	5,4	62	1,5	2
PLSC2X08030SNT03	PLSW2X08030SNT03	8,0	8	9	30	7,2	68	0,3	2
PLSC2X08030SNT05	PLSW2X08030SNT05	8,0	8	9	30	7,2	68	0,5	2
PLSC2X08030SNT10	PLSW2X08030SNT10	8,0	8	9	30	7,2	68	1,0	2
PLSC2X08030SNT15	PLSW2X08030SNT15	8,0	8	9	30	7,2	68	1,5	2
PLSC2X10030SNT05	PLSW2X10030SNT05	10,0	10	11	38	9,0	80	0,5	2
PLSC2X10030SNT10	PLSW2X10030SNT10	10,0	10	11	38	9,0	80	1,0	2
PLSC2X10030SNT15	PLSW2X10030SNT15	10,0	10	11	38	9,0	80	1,5	2
PLSC2X10030SNT20	PLSW2X10030SNT20	10,0	10	11	38	9,0	80	2,0	2
PLSC2X12030SNT05	PLSW2X12030SNT05	12,0	12	13	46	11,0	93	0,5	2
PLSC2X12030SNT10	PLSW2X12030SNT10	12,0	12	13	46	11,0	93	1,0	2
PLSC2X12030SNT15	PLSW2X12030SNT15	12,0	12	13	46	11,0	93	1,5	2
PLSC2X12030SNT20	PLSW2X12030SNT20	12,0	12	13	46	11,0	93	2,0	2
PLSC2X16030SNT10	PLSW2X16030SNT10	16,0	16	17	58	15,0	108	1,0	2
PLSC2X16030SNT20	PLSW2X16030SNT20	16,0	16	17	58	15,0	108	2,0	2
PLSC2X16030SNT30	PLSW2X16030SNT30	16,0	16	17	58	15,0	108	3,0	2
PLSC2X16030SNT40	PLSW2X16030SNT40	16,0	16	17	58	15,0	108	4,0	2

	P1	P2	P3	H1	H2	H3	K1	K2	M1	M2	S1	S2	N1	N2	G
Vc	210	175	120	120	100	-	150	110	-	-	-	-	-	-	-











	Ap [min]	Ap [max]	Ae [max]	fz
	0,3*Dc	Lc	0,5*Dc	0,0070*Dc
	0,3*Dc	Lc	1*Dc	0,0050*Dc
	-	-	-	-
	-	-	-	-
	-	-	-	-
	-	-	-	-



DIN 6535 HA	DIN 6535 HB	Dc	Ds	Lc	Ln	Dn	Lt	r/c	z
FLC3S00530S	-	0,5	3	1,5	-	-	40	-	3
FLC3S00630S	-	0,6	3	1,5	-	-	40	-	3
FLC3S00830S	-	0,8	3	2	-	-	40	-	3
FLC3S01030S	-	1,0	3	2	-	-	40	-	3
FLC3S01230S	-	1,2	3	2	-	-	40	-	3
FLC3S01530S	-	1,5	3	2	-	-	40	-	3
FLC3S01830S	-	1,8	3	2	-	-	40	-	3
FLC3S02030S	-	2,0	6	4	-	-	40	-	3
FLC3S02530S	-	2,5	6	5	-	-	40	-	3
FLC3S03030S	-	3,0	6	5	-	-	40	-	3
FLC3S03530S	-	3,5	6	6	-	-	40	-	3
FLC3S04030S	-	4,0	6	7	-	-	40	-	3
FLC3S04530S	-	4,5	6	8	-	-	40	-	3
FLC3S05030S	-	5,0	6	8	-	-	40	-	3
FLC3S05530S	-	5,5	6	8	-	-	40	-	3
FLC3S05830S	-	5,8	6	8	-	-	40	-	3
FLC3S06030S	-	6,0	6	8	-	-	40	-	3
FLC3S06830S	-	6,8	8	10	-	-	45	-	3
FLC3S07030S	-	7,0	8	10	-	-	45	-	3
FLC3S07830S	-	7,8	8	10	-	-	45	-	3
FLC3S08030S	-	8,0	8	11	-	-	45	-	3
FLC3S08730S	-	8,7	10	11	-	-	50	-	3
FLC3S09030S	-	9,0	10	11	-	-	50	-	3
FLC3S09730S	-	9,7	10	11	-	-	50	-	3
FLC3S10030S	-	10,0	10	13	-	-	50	-	3
FLC3S12030S	-	12,0	12	15	-	-	55	-	3

	P1	P2	P3	H1	H2	H3	K1	K2	M1	M2	S1	S2	N1	N2	G
Vc	130	70	60	-	-	-	100	70	65	60	-	50	-	-	-











	Ap [min]	Ap [max]	Ae [max]	fz
	0,3*Dc	Lc	0,5*Dc	0,0030*Dc
	0,3*Dc	Lc	1*Dc	0,0025*Dc
	-	-	-	-
	-	-	-	-
	-	1*Dc	1*Dc	0,0010*Dc
	-	-	-	-
	-	-	-	-



DIN 6535 HA	DIN 6535 HB	Dc	Ds	Lc	Ln	Dn	Lt	r/c	z
FLC3S00530SC	-	0,5	3	1,5	-	-	40	-	3
FLC3S00630SC	-	0,6	3	1,5	-	-	40	-	3
FLC3S00830SC	-	0,8	3	2	-	-	40	-	3
FLC3S01030SC	-	1,0	3	2	-	-	40	-	3
FLC3S01230SC	-	1,2	3	2	-	-	40	-	3
FLC3S01530SC	-	1,5	3	2	-	-	40	-	3
FLC3S01830SC	-	1,8	3	2	-	-	40	-	3
FLC3S02030SC	-	2,0	6	4	-	-	40	-	3
FLC3S02530SC	-	2,5	6	5	-	-	40	-	3
FLC3S03030SC	-	3,0	6	5	-	-	40	-	3
FLC3S03530SC	-	3,5	6	6	-	-	40	-	3
FLC3S04030SC	-	4,0	6	7	-	-	40	-	3
FLC3S04530SC	-	4,5	6	8	-	-	40	-	3
FLC3S05030SC	-	5,0	6	8	-	-	40	-	3
FLC3S05530SC	-	5,5	6	8	-	-	40	-	3
FLC3S05830SC	-	5,8	6	8	-	-	40	-	3
FLC3S06030SC	-	6,0	6	8	-	-	40	-	3
FLC3S06830SC	-	6,8	8	10	-	-	45	-	3
FLC3S07030SC	-	7,0	8	10	-	-	45	-	3
FLC3S07830SC	-	7,8	8	10	-	-	45	-	3
FLC3S08030SC	-	8,0	8	11	-	-	45	-	3
FLC3S08730SC	-	8,7	10	11	-	-	50	-	3
FLC3S09030SC	-	9,0	10	11	-	-	50	-	3
FLC3S09730SC	-	9,7	10	11	-	-	50	-	3
FLC3S10030SC	-	10,0	10	13	-	-	50	-	3
FLC3S12030SC	-	12,0	12	15	-	-	55	-	3

Vc	P1	P2	P3	H1	H2	H3	K1	K2	M1	M2	S1	S2	N1	N2	G
	165	90	75	-	-	-	130	90	85	75	-	65	-	-	-




	Ap [min]	Ap [max]	Ae [max]	fz
	0,3*Dc	Lc	0,5*Dc	0,0035*Dc
	0,3*Dc	Lc	1*Dc	0,0030*Dc
	-	-	-	-
	-	-	-	-
	-	1*Dc	1*Dc	0,0015*Dc
	-	-	-	-
	-	-	-	-



DIN 6535 HA	DIN 6535 HB	Dc	Ds	Lc	Ln	Dn	Lt	r/c	z
FLC3L03030S	-	3,0	3	12	-	-	40	-	3
FLC3L04030S	-	4,0	4	12	-	-	40	-	3
FLC3L05030S	-	5,0	5	14	-	-	50	-	3
FLC3L06030S	-	6,0	6	16	-	-	50	-	3
FLC3L08030S	-	8,0	8	20	-	-	60	-	3
FLC3L10030S	-	10,0	10	22	-	-	70	-	3
FLC3L12030S	-	12,0	12	22	-	-	70	-	3
FLC3L16030S	-	16,0	16	25	-	-	75	-	3
FLC3L20030S	-	20,0	20	32	-	-	100	-	3

Vc	P1	P2	P3	H1	H2	H3	K1	K2	M1	M2	S1	S2	N1	N2	G
	130	70	60	-	-	-	100	70	65	60	-	50	-	-	-



Ap [min]	Ap [max]	Ae [max]	fz
0,3*Dc	Lc	0,5*Dc	0,0030*Dc
0,3*Dc	Lc	1*Dc	0,0025*Dc
-	-	-	-
-	-	-	-
-	1*Dc	1*Dc	0,0010*Dc
-	-	-	-
-	-	-	-



DIN 6535 HA	DIN 6535 HB	Dc	Ds	Lc	Ln	Dn	Lt	r/c	z
FLC3L03030SC	-	3,0	3	12	-	-	40	-	3
FLC3L04030SC	-	4,0	4	12	-	-	40	-	3
FLC3L05030SC	-	5,0	5	14	-	-	50	-	3
FLC3L06030SC	-	6,0	6	16	-	-	50	-	3
FLC3L08030SC	-	8,0	8	20	-	-	60	-	3
FLC3L10030SC	-	10,0	10	22	-	-	70	-	3
FLC3L12030SC	-	12,0	12	22	-	-	70	-	3
FLC3L16030SC	-	16,0	16	25	-	-	75	-	3
FLC3L20030SC	-	20,0	20	32	-	-	100	-	3

	P1	P2	P3	H1	H2	H3	K1	K2	M1	M2	S1	S2	N1	N2	G
Vc	165	90	75	-	-	-	130	90	85	75	-	65	-	-	-




Ap [min]	Ap [max]	Ae [max]	fz
0,3*Dc	Lc	0,5*Dc	0,0035*Dc
0,3*Dc	Lc	1*Dc	0,0030*Dc
-	-	-	-
-	-	-	-
-	1*Dc	1*Dc	0,0015*Dc
-	-	-	-
-	-	-	-



DIN 6535 HA	DIN 6535 HB	Dc	Ds	Lc	Ln	Dn	Lt	r/c	z
BLC3S03030S	BLW3S03030S	3,0	6	4	-	-	50	-	3
BLC3S03530S	BLW3S03530S	3,5	6	4	-	-	50	-	3
BLC3S04030S	BLW3S04030S	4,0	6	5	-	-	54	-	3
BLC3S04530S	BLW3S04530S	4,5	6	5	-	-	54	-	3
BLC3S05030S	BLW3S05030S	5,0	6	6	-	-	54	-	3
BLC3S06030S	BLW3S06030S	6,0	6	7	-	-	54	-	3
BLC3S08030S	BLW3S08030S	8,0	8	9	-	-	58	-	3
BLC3S10030S	BLW3S10030S	10,0	10	11	-	-	66	-	3
BLC3S12030S	BLW3S12030S	12,0	12	12	-	-	73	-	3
BLC3S14030S	BLW3S14030S	14,0	14	14	-	-	73	-	3
BLC3S16030S	BLW3S16030S	16,0	16	16	-	-	82	-	3
BLC3S18030S	BLW3S18030S	18,0	18	18	-	-	84	-	3
BLC3S20030S	BLW3S20030S	20,0	20	20	-	-	92	-	3

	P1	P2	P3	H1	H2	H3	K1	K2	M1	M2	S1	S2	N1	N2	G
Vc	180	100	80	-	-	-	140	100	90	80	-	70	-	-	-











	Ap [min]	Ap [max]	Ae [max]	fz
	0,3*Dc	Lc	0,5*Dc	0,0050*Dc
	0,3*Dc	Lc	1*Dc	0,0035*Dc
	-	-	-	-
	-	-	-	-
	-	1*Dc	1*Dc	0,0020*Dc
	-	-	-	-
	-	-	-	-



DIN 6535 HA	DIN 6535 HB	Dc	Ds	Lc	Ln	Dn	Lt	r/c	z
BLC3L03030S	BLW3L03030S	3,0	6	7	-	-	57	-	3
BLC3L03530S	BLW3L03530S	3,5	6	7	-	-	57	-	3
BLC3L04030S	BLW3L04030S	4,0	6	8	-	-	57	-	3
BLC3L04530S	BLW3L04530S	4,5	6	8	-	-	57	-	3
BLC3L05030S	BLW3L05030S	5,0	6	10	-	-	57	-	3
BLC3L06030S	BLW3L06030S	6,0	6	10	-	-	57	-	3
BLC3L08030S	BLW3L08030S	8,0	8	16	-	-	63	-	3
BLC3L10030S	BLW3L10030S	10,0	10	19	-	-	72	-	3
BLC3L12030S	BLW3L12030S	12,0	12	22	-	-	83	-	3
BLC3L14030S	BLW3L14030S	14,0	14	22	-	-	83	-	3
BLC3L16030S	BLW3L16030S	16,0	16	26	-	-	92	-	3
BLC3L18030S	BLW3L18030S	18,0	18	26	-	-	92	-	3
BLC3L20030S	BLW3L20030S	20,0	20	32	-	-	104	-	3

	P1	P2	P3	H1	H2	H3	K1	K2	M1	M2	S1	S2	N1	N2	G
Vc	180	100	80	-	-	-	140	100	90	80	-	70	-	-	-










	Ap [min]	Ap [max]	Ae [max]	fz
	0,3*Dc	Lc	0,5*Dc	0,0050*Dc
	0,3*Dc	Lc	1*Dc	0,0035*Dc
	-	-	-	-
	-	-	-	-
	-	1*Dc	1*Dc	0,0020*Dc
	-	-	-	-
	-	-	-	-



DIN 6535 HA	DIN 6535 HB	Dc	Ds	Lc	Ln	Dn	Lt	r/c	z
BLC3S03045S	BLW3S03045S	3,0	6	4	-	-	50	-	3
BLC3S03545S	BLW3S03545S	3,5	6	4	-	-	50	-	3
BLC3S04045S	BLW3S04045S	4,0	6	5	-	-	54	-	3
BLC3S04545S	BLW3S04545S	4,5	6	5	-	-	54	-	3
BLC3S05045S	BLW3S05045S	5,0	6	6	-	-	54	-	3
BLC3S06045S	BLW3S06045S	6,0	6	7	-	-	54	-	3
BLC3S08045S	BLW3S08045S	8,0	8	9	-	-	58	-	3
BLC3S10045S	BLW3S10045S	10,0	10	11	-	-	66	-	3
BLC3S12045S	BLW3S12045S	12,0	12	12	-	-	73	-	3
BLC3S14045S	BLW3S14045S	14,0	14	14	-	-	73	-	3
BLC3S16045S	BLW3S16045S	16,0	16	16	-	-	82	-	3
BLC3S18045S	BLW3S18045S	18,0	18	18	-	-	84	-	3
BLC3S20045S	BLW3S20045S	20,0	20	20	-	-	92	-	3

	P1	P2	P3	H1	H2	H3	K1	K2	M1	M2	S1	S2	N1	N2	G
Vc	180	100	80	-	-	-	140	100	90	80	-	70	-	-	-










	Ap [min]	Ap [max]	Ae [max]	fz
	0,3*Dc	Lc	0,5*Dc	0,0050*Dc
	0,3*Dc	Lc	1*Dc	0,0035*Dc
	-	-	-	-
	-	-	-	-
	-	1*Dc	1*Dc	0,0020*Dc
	-	-	-	-
	-	-	-	-



DIN 6535 HA	DIN 6535 HB	Dc	Ds	Lc	Ln	Dn	Lt	r/c	z
BLC3L03045S	BLW3L03045S	3,0	6	7	-	-	57	-	3
BLC3L03545S	BLW3L03545S	3,5	6	7	-	-	57	-	3
BLC3L04045S	BLW3L04045S	4,0	6	8	-	-	57	-	3
BLC3L04545S	BLW3L04545S	4,5	6	8	-	-	57	-	3
BLC3L05045S	BLW3L05045S	5,0	6	10	-	-	57	-	3
BLC3L06045S	BLW3L06045S	6,0	6	10	-	-	57	-	3
BLC3L08045S	BLW3L08045S	8,0	8	16	-	-	63	-	3
BLC3L10045S	BLW3L10045S	10,0	10	19	-	-	72	-	3
BLC3L12045S	BLW3L12045S	12,0	12	22	-	-	83	-	3
BLC3L14045S	BLW3L14045S	14,0	14	22	-	-	83	-	3
BLC3L16045S	BLW3L16045S	16,0	16	26	-	-	92	-	3
BLC3L18045S	BLW3L18045S	18,0	18	26	-	-	92	-	3
BLC3L20045S	BLW3L20045S	20,0	20	32	-	-	104	-	3

	P1	P2	P3	H1	H2	H3	K1	K2	M1	M2	S1	S2	N1	N2	G
Vc	180	100	80	-	-	-	140	100	90	80	-	70	-	-	-



	Ap [min]	Ap [max]	Ae [max]	fz
	0,3*Dc	Lc	0,5*Dc	0,0050*Dc
	0,3*Dc	Lc	1*Dc	0,0035*Dc
	-	-	-	-
	-	-	-	-
	-	1*Dc	1*Dc	0,0020*Dc
	-	-	-	-
	-	-	-	-



DIN 6535 HA	DIN 6535 HB	Dc	Ds	Lc	Ln	Dn	Lt	r/c	z
PLSC3S03038VN	PLSW3S03038VN	3,0	6	5	9	2,8	50	-	3
PLSC3S03538VN	PLSW3S03538VN	3,5	6	6	10	3,3	50	-	3
PLSC3S04038VN	PLSW3S04038VN	4,0	6	8	13	3,8	54	-	3
PLSC3S04538VN	PLSW3S04538VN	4,5	6	8	13	4,3	54	-	3
PLSC3S05038VN	PLSW3S05038VN	5,0	6	9	15	4,8	54	-	3
PLSC3S05538VN	PLSW3S05538VN	5,5	6	9	15	5,3	54	-	3
PLSC3S06038VN	PLSW3S06038VN	6,0	6	10	16	5,7	54	-	3
PLSC3S08038VN	PLSW3S08038VN	8,0	8	12	20	7,6	58	-	3
PLSC3S10038VN	PLSW3S10038VN	10,0	10	14	24	9,5	66	-	3
PLSC3S12038VN	PLSW3S12038VN	12,0	12	16	26	11,5	73	-	3
PLSC3S14038VN	PLSW3S14038VN	14,0	14	16	26	13,5	73	-	3
PLSC3S16038VN	PLSW3S16038VN	16,0	16	22	32	15,5	82	-	3
PLSC3S18038VN	PLSW3S18038VN	18,0	18	22	32	17,5	82	-	3
PLSC3S20038VN	PLSW3S20038VN	20,0	20	26	40	19,5	92	-	3

Vc	P1	P2	P3	H1	H2	H3	K1	K2	M1	M2	S1	S2	N1	N2	G
	210	175	120	120	100	-	150	110	-	-	-	-	-	-	-










Ap [min]	Ap [max]	Ae [max]	fz
0,3*Dc	Lc	0,5*Dc	0,0070*Dc
0,3*Dc	Lc	1*Dc	0,0050*Dc
-	-	-	-
-	-	-	-
-	1*Dc	1*Dc	0,0025*Dc
-	-	-	-
-	-	-	-



DIN 6535 HA	DIN 6535 HB	Dc	Ds	Lc	Ln	Dn	Lt	r/c	z
PLSC3L03038VN	PLSW3L03038VN	3,0	6	8	14	2,8	57	-	3
PLSC3L03538VN	PLSW3L03538VN	3,5	6	8	14	3,3	57	-	3
PLSC3L04038VN	PLSW3L04038VN	4,0	6	11	16	3,8	57	-	3
PLSC3L04538VN	PLSW3L04538VN	4,5	6	11	16	4,3	57	-	3
PLSC3L05038VN	PLSW3L05038VN	5,0	6	13	18	4,8	57	-	3
PLSC3L05538VN	PLSW3L05538VN	5,5	6	13	18	5,3	57	-	3
PLSC3L06038VN	PLSW3L06038VN	6,0	6	13	19	5,7	57	-	3
PLSC3L08038VN	PLSW3L08038VN	8,0	8	19	25	7,6	63	-	3
PLSC3L10038VN	PLSW3L10038VN	10,0	10	22	30	9,5	72	-	3
PLSC3L12038VN	PLSW3L12038VN	12,0	12	26	36	11,5	83	-	3
PLSC3L14038VN	PLSW3L14038VN	14,0	14	26	36	13,5	83	-	3
PLSC3L16038VN	PLSW3L16038VN	16,0	16	32	42	15,5	92	-	3
PLSC3L18038VN	PLSW3L18038VN	18,0	18	32	42	17,5	92	-	3
PLSC3L20038VN	PLSW3L20038VN	20,0	20	38	52	19,5	104	-	3

Vc	P1	P2	P3	H1	H2	H3	K1	K2	M1	M2	S1	S2	N1	N2	G
	210	175	120	120	100	-	150	110	-	-	-	-	-	-	-




	Ap [min]	Ap [max]	Ae [max]	fz
	0,3*Dc	Lc	0,5*Dc	0,0070*Dc
	0,3*Dc	Lc	1*Dc	0,0050*Dc
	-	-	-	-
	-	-	-	-
	-	2*Dc	1*Dc	0,0025*Dc
	-	-	-	-
	-	-	-	-



DIN 6535 HA	DIN 6535 HB	Dc	Ds	Lc	Ln	Dn	Lt	r/c	z
FLC4L03030S	-	3,0	3	12	-	-	40	-	4
FLC4L04030S	-	4,0	4	12	-	-	40	-	4
FLC4L05030S	-	5,0	5	14	-	-	50	-	4
FLC4L06030S	-	6,0	6	16	-	-	50	-	4
FLC4L08030S	-	8,0	8	20	-	-	60	-	4
FLC4L10030S	-	10,0	10	22	-	-	70	-	4
FLC4L12030S	-	12,0	12	22	-	-	70	-	4
FLC4L16030S	-	16,0	16	25	-	-	75	-	4
FLC4L20030S	-	20,0	20	32	-	-	100	-	4

	P1	P2	P3	H1	H2	H3	K1	K2	M1	M2	S1	S2	N1	N2	G
Vc	130	70	60	-	-	-	100	70	65	60	-	50	-	-	-




	Ap [min]	Ap [max]	Ae [max]	fz
	0,3*Dc	Lc	0,5*Dc	0,0030*Dc
	-	-	-	-
	-	-	-	-
	-	-	-	-
	-	-	-	-
	-	-	-	-



DIN 6535 HA	DIN 6535 HB	Dc	Ds	Lc	Ln	Dn	Lt	r/c	z
FLC4L03030SC	-	3,0	3	12	-	-	40	-	4
FLC4L04030SC	-	4,0	4	12	-	-	40	-	4
FLC4L05030SC	-	5,0	5	14	-	-	50	-	4
FLC4L06030SC	-	6,0	6	16	-	-	50	-	4
FLC4L08030SC	-	8,0	8	20	-	-	60	-	4
FLC4L10030SC	-	10,0	10	22	-	-	70	-	4
FLC4L12030SC	-	12,0	12	22	-	-	70	-	4
FLC4L16030SC	-	16,0	16	25	-	-	75	-	4
FLC4L20030SC	-	20,0	20	32	-	-	100	-	4

	P1	P2	P3	H1	H2	H3	K1	K2	M1	M2	S1	S2	N1	N2	G
Vc	165	90	75	-	-	-	130	90	85	75	-	65	-	-	-




	Ap [min]	Ap [max]	Ae [max]	fz
	0,3*Dc	Lc	0,5*Dc	0,0035*Dc
	-	-	-	-
	-	-	-	-
	-	-	-	-
	-	-	-	-
	-	-	-	-



DIN 6535 HA	DIN 6535 HB	Dc	Ds	Lc	Ln	Dn	Lt	r/c	z
BLC4S03030S	BLW4S03030S	3,0	6	5	-	-	50	-	4
BLC4S03530S	BLW4S03530S	3,5	6	6	-	-	50	-	4
BLC4S04030S	BLW4S04030S	4,0	6	8	-	-	54	-	4
BLC4S04530S	BLW4S04530S	4,5	6	8	-	-	54	-	4
BLC4S05030S	BLW4S05030S	5,0	6	9	-	-	54	-	4
BLC4S06030S	BLW4S06030S	6,0	6	10	-	-	54	-	4
BLC4S08030S	BLW4S08030S	8,0	8	12	-	-	58	-	4
BLC4S10030S	BLW4S10030S	10,0	10	14	-	-	66	-	4
BLC4S12030S	BLW4S12030S	12,0	12	16	-	-	73	-	4
BLC4S14030S	BLW4S14030S	14,0	14	18	-	-	73	-	4
BLC4S16030S	BLW4S16030S	16,0	16	22	-	-	82	-	4
BLC4S18030S	BLW4S18030S	18,0	18	24	-	-	84	-	4
BLC4S20030S	BLW4S20030S	20,0	20	26	-	-	92	-	4

	P1	P2	P3	H1	H2	H3	K1	K2	M1	M2	S1	S2	N1	N2	G
Vc	180	100	80	-	-	-	140	100	90	80	-	70	-	-	-



	Ap [min]	Ap [max]	Ae [max]	fz
	0,3*Dc	Lc	0,5*Dc	0,0050*Dc
	-	-	-	-
	-	-	-	-
	-	-	-	-
	-	-	-	-
	-	-	-	-



DIN 6535 HA	DIN 6535 HB	Dc	Ds	Lc	Ln	Dn	Lt	r/c	z
BLC4L03030S	BLW4L03030S	3,0	6	8	-	-	57	-	4
BLC4L03530S	BLW4L03530S	3,5	6	10	-	-	57	-	4
BLC4L04030S	BLW4L04030S	4,0	6	11	-	-	57	-	4
BLC4L04530S	BLW4L04530S	4,5	6	11	-	-	57	-	4
BLC4L05030S	BLW4L05030S	5,0	6	13	-	-	57	-	4
BLC4L06030S	BLW4L06030S	6,0	6	13	-	-	57	-	4
BLC4L08030S	BLW4L08030S	8,0	8	19	-	-	63	-	4
BLC4L10030S	BLW4L10030S	10,0	10	22	-	-	72	-	4
BLC4L12030S	BLW4L12030S	12,0	12	26	-	-	83	-	4
BLC4L14030S	BLW4L14030S	14,0	14	26	-	-	83	-	4
BLC4L16030S	BLW4L16030S	16,0	16	32	-	-	92	-	4
BLC4L18030S	BLW4L18030S	18,0	18	32	-	-	92	-	4
BLC4L20030S	BLW4L20030S	20,0	20	38	-	-	104	-	4

	P1	P2	P3	H1	H2	H3	K1	K2	M1	M2	S1	S2	N1	N2	G
Vc	180	100	80	-	-	-	140	100	90	80	-	70	-	-	-




Ap [min]	Ap [max]	Ae [max]	fz
0,3*Dc	Lc	0,5*Dc	0,0050*Dc
-	-	-	-
-	-	-	-
-	-	-	-
-	-	-	-
-	-	-	-



DIN 6535 HA	DIN 6535 HB	Dc	Ds	Lc	Ln	Dn	Lt	c	z
BLC4L03038V	BLW4L03038V	3,0	6	8	-	-	57	0,05	4
BLC4L03538V	BLW4L03538V	3,5	6	10	-	-	57	0,05	4
BLC4L04038V	BLW4L04038V	4,0	6	11	-	-	57	0,05	4
BLC4L04538V	BLW4L04538V	4,5	6	11	-	-	57	0,07	4
BLC4L05038V	BLW4L05038V	5,0	6	13	-	-	57	0,10	4
BLC4L06038V	BLW4L06038V	6,0	6	13	-	-	57	0,10	4
BLC4L08038V	BLW4L08038V	8,0	8	19	-	-	63	0,20	4
BLC4L10038V	BLW4L10038V	10,0	10	22	-	-	72	0,25	4
BLC4L12038V	BLW4L12038V	12,0	12	26	-	-	83	0,30	4
BLC4L14038V	BLW4L14038V	14,0	14	26	-	-	83	0,35	4
BLC4L16038V	BLW4L16038V	16,0	16	32	-	-	92	0,40	4
BLC4L18038V	BLW4L18038V	18,0	18	32	-	-	92	0,45	4
BLC4L20038V	BLW4L20038V	20,0	20	38	-	-	104	0,50	4

	P1	P2	P3	H1	H2	H3	K1	K2	M1	M2	S1	S2	N1	N2	G
Vc	180	100	80	60	-	-	140	100	90	80	-	70	-	-	-





	Ap [min]	Ap [max]	Ae [max]	fz
	0,3*Dc	Lc	0,5*Dc	0,0060*Dc
	0,3*Dc	Lc	1*Dc	0,0040*Dc
	1°	5°	0,5*Dc	0,0030*Dc
	-	-	-	-
	-	-	-	-
	-	-	-	-
	0,3*Dc	Lc	0,25*Dc	0,0065*Dc



DIN 6535 HA	DIN 6535 HB	Dc	Ds	Lc	Ln	Dn	Lt	c	z
BLC4S03038VN	BLW4S03038VN	3,0	6	5	9	2,8	50	0,05	4
BLC4S03538VN	BLW4S03538VN	3,5	6	6	10	3,3	50	0,05	4
BLC4S04038VN	BLW4S04038VN	4,0	6	8	13	3,8	54	0,05	4
BLC4S04538VN	BLW4S04538VN	4,5	6	8	15	4,3	54	0,07	4
BLC4S05038VN	BLW4S05038VN	5,0	6	9	16	4,8	54	0,10	4
BLC4S06038VN	BLW4S06038VN	6,0	6	10	17	5,7	54	0,10	4
BLC4S08038VN	BLW4S08038VN	8,0	8	12	22	7,6	58	0,20	4
BLC4S10038VN	BLW4S10038VN	10,0	10	14	26	9,5	66	0,25	4
BLC4S12038VN	BLW4S12038VN	12,0	12	16	28	11,5	73	0,30	4
BLC4S14038VN	BLW4S14038VN	14,0	14	18	30	13,5	73	0,35	4
BLC4S16038VN	BLW4S16038VN	16,0	16	22	34	15,5	82	0,40	4
BLC4S18038VN	BLW4S18038VN	18,0	18	24	36	17,5	84	0,45	4
BLC4S20038VN	BLW4S20038VN	20,0	20	26	42	19,5	92	0,50	4

	P1	P2	P3	H1	H2	H3	K1	K2	M1	M2	S1	S2	N1	N2	G
Vc	210	175	120	120	100	-	150	110	110	90	-	70	-	-	-




	Ap [min]	Ap [max]	Ae [max]	fz
	0,3*Dc	Lc	0,5*Dc	0,0065*Dc
	0,3*Dc	Lc	1*Dc	0,0045*Dc
	1°	5°	0,5*Dc	0,0035*Dc
	-	-	-	-
	-	-	-	-
	0,3*Dc	Lc	0,25*Dc	0,0070*Dc



DIN 6535 HA	DIN 6535 HB	Dc	Ds	Lc	Ln	Dn	Lt	c	z
BLC4L03038VN	BLW4L03038VN	3,0	6	8	14	2,8	57	0,05	4
BLC4L03538VN	BLW4L03538VN	3,5	6	10	16	3,3	57	0,05	4
BLC4L04038VN	BLW4L04038VN	4,0	6	11	16	3,8	57	0,05	4
BLC4L04538VN	BLW4L04538VN	4,5	6	11	18	4,3	57	0,07	4
BLC4L05038VN	BLW4L05038VN	5,0	6	13	18	4,8	57	0,10	4
BLC4L06038VN	BLW4L06038VN	6,0	6	13	19	5,7	57	0,10	4
BLC4L08038VN	BLW4L08038VN	8,0	8	19	25	7,6	63	0,20	4
BLC4L10038VN	BLW4L10038VN	10,0	10	22	30	9,5	72	0,25	4
BLC4L12038VN	BLW4L12038VN	12,0	12	26	36	11,5	83	0,30	4
BLC4L14038VN	BLW4L14038VN	14,0	14	26	36	13,5	83	0,35	4
BLC4L16038VN	BLW4L16038VN	16,0	16	32	42	15,5	92	0,40	4
BLC4L18038VN	BLW4L18038VN	18,0	18	32	42	17,5	92	0,45	4
BLC4L20038VN	BLW4L20038VN	20,0	20	38	52	19,5	104	0,50	4

Vc	P1	P2	P3	H1	H2	H3	K1	K2	M1	M2	S1	S2	N1	N2	G
	210	175	120	120	100	-	150	110	110	90	-	70	-	-	-



	Ap [min]	Ap [max]	Ae [max]	fz
	0,3*Dc	Lc	0,5*Dc	0,0065*Dc
	0,3*Dc	Lc	1*Dc	0,0045*Dc
	1°	5°	0,5*Dc	0,0035*Dc
	-	-	-	-
	-	-	-	-
	-	-	-	-
	0,3*Dc	Lc	0,25*Dc	0,0070*Dc



DIN 6535 HA	DIN 6535 HB	Dc	Ds	Lc	Ln	Dn	Lt	r	z
BLC4L06038VNT05	BLW4L06038VNT05	6,0	6	13	19	5,7	57	0,5	4
BLC4L06038VNT10	BLW4L06038VNT10	6,0	6	13	19	5,7	57	1,0	4
BLC4L08038VNT05	BLW4L08038VNT05	8,0	8	19	25	7,6	63	0,5	4
BLC4L08038VNT10	BLW4L08038VNT10	8,0	8	19	25	7,6	63	1,0	4
BLC4L10038VNT05	BLW4L10038VNT05	10,0	10	22	30	9,5	72	0,5	4
BLC4L10038VNT10	BLW4L10038VNT10	10,0	10	22	30	9,5	72	1,0	4
BLC4L10038VNT20	BLW4L10038VNT20	10,0	10	22	30	9,5	72	2,0	4
BLC4L12038VNT05	BLW4L12038VNT05	12,0	12	26	36	11,5	83	0,5	4
BLC4L12038VNT10	BLW4L12038VNT10	12,0	12	26	36	11,5	83	1,0	4
BLC4L12038VNT20	BLW4L12038VNT20	12,0	12	26	36	11,5	83	2,0	4
BLC4L16038VNT05	BLW4L16038VNT05	16,0	16	32	42	15,5	92	0,5	4
BLC4L16038VNT10	BLW4L16038VNT10	16,0	16	32	42	15,5	92	1,0	4
BLC4L16038VNT20	BLW4L16038VNT20	16,0	16	32	42	15,5	92	2,0	4

Vc	P1	P2	P3	H1	H2	H3	K1	K2	M1	M2	S1	S2	N1	N2	G
	210	175	120	120	100	-	150	110	110	90	-	70	-	-	-




	Ap [min]	Ap [max]	Ae [max]	fz
	0,3*Dc	Lc	0,5*Dc	0,0065*Dc
	0,3*Dc	Lc	1*Dc	0,0045*Dc
	1°	5°	0,5*Dc	0,0035*Dc
	-	-	-	-
	-	-	-	-
	-	-	-	-
	0,3*Dc	Lc	0,25*Dc	0,0070*Dc

Notes

HPC END MILLS

^{NL}HPC-frezen | ^{DE}HPC-Fräser | ^{FR}Fraises HPC



②

①



$L_n = 4 \times D$

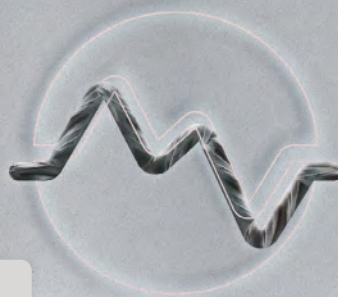
r
0,20-1,00



②



AlTiN



①

BLC4Xxxx38VNTxx

①

84-85



②

BLC4Lxxx38VND

②


86-87





DIN 6535 HA	DIN 6535 HB	Dc	Ds	Lc	Ln	Dn	Lt	r	z
BLC4X03038VNT02	BLW4X03038VNT02	3,0	6	8	14	2,8	62	0,2	4
BLC4X03538VNT02	BLW4X03538VNT02	3,5	6	10	16	3,3	62	0,2	4
BLC4X04038VNT02	BLW4X04038VNT02	4,0	6	11	18	3,8	62	0,2	4
BLC4X04538VNT02	BLW4X04538VNT02	4,5	6	11	20	4,3	62	0,2	4
BLC4X05038VNT02	BLW4X05038VNT02	5,0	6	13	22	4,8	62	0,2	4
BLC4X06038VNT02	BLW4X06038VNT02	6,0	6	13	26	5,7	62	0,2	4
BLC4X08038VNT03	BLW4X08038VNT03	8,0	8	19	34	7,6	68	0,3	4
BLC4X10038VNT05	BLW4X10038VNT05	10,0	10	22	42	9,5	80	0,5	4
BLC4X12038VNT05	BLW4X12038VNT05	12,0	12	26	50	11,5	100	0,5	4
BLC4X14038VNT05	BLW4X14038VNT05	14,0	14	26	50	13,5	110	0,5	4
BLC4X16038VNT10	BLW4X16038VNT10	16,0	16	32	66	15,5	120	1,0	4
BLC4X18038VNT10	BLW4X18038VNT10	18,0	18	32	66	17,5	125	1,0	4
BLC4X20038VNT10	BLW4X20038VNT10	20,0	20	38	82	19,5	140	1,0	4

Vc	P1	P2	P3	H1	H2	H3	K1	K2	M1	M2	S1	S2	N1	N2	G
	210	175	120	120	100	-	150	110	110	90	-	70	-	-	-




	Ap [min]	Ap [max]	Ae [max]	fz
	0,3*Dc	Lc	0,5*Dc	0,0065*Dc
	0,3*Dc	Lc	1*Dc	0,0045*Dc
	1°	5°	0,5*Dc	0,0035*Dc
	-	-	-	-
	0,01*Dc	0,06*Dc	Dc - (2*r)	0,0300*Dc
	0,3*Dc	Lc	0,25*Dc	0,0070*Dc



DIN 6535 HA	DIN 6535 HB	Dc	Ds	Lc	Ln	Dn	Lt	c	z
BLC4L05738VND	BLW4L05738VND	5,7	6	13	19	5,4	57	0,05	4
BLC4L06038VND	BLW4L06038VND	6,0	6	13	19	5,7	57	0,06	4
BLC4L07738VND	BLW4L07738VND	7,7	8	19	25	7,3	63	0,07	4
BLC4L08038VND	BLW4L08038VND	8,0	8	19	25	7,6	63	0,08	4
BLC4L09738VND	BLW4L09738VND	9,7	10	22	30	9,2	72	0,09	4
BLC4L10038VND	BLW4L10038VND	10,0	10	22	30	9,5	72	0,10	4
BLC4L11738VND	BLW4L11738VND	11,7	12	26	36	11,2	83	0,11	4
BLC4L12038VND	BLW4L12038VND	12,0	12	26	36	11,5	83	0,12	4
BLC4L13738VND	BLW4L13738VND	13,7	14	26	36	13,2	83	0,13	4
BLC4L14038VND	BLW4L14038VND	14,0	14	26	36	13,5	83	0,14	4
BLC4L15638VND	BLW4L15638VND	15,6	16	32	42	15,1	92	0,15	4
BLC4L16038VND	BLW4L16038VND	16,0	16	32	42	15,5	92	0,16	4
BLC4L19538VND	BLW4L19538VND	19,5	20	38	52	19,0	104	0,19	4
BLC4L20038VND	BLW4L20038VND	20,0	20	38	52	19,5	104	0,20	4

	P1	P2	P3	H1	H2	H3	K1	K2	M1	M2	S1	S2	N1	N2	G
Vc	210	175	120	120	100	-	150	110	110	90	-	70	-	-	-










A_p [min]	A_p [max]	A_e [max]	f_z
$0,3 * D_c$	L_c	$0,5 * D_c$	$0,0065 * D_c$
$0,3 * D_c$	L_c	$1 * D_c$	$0,0045 * D_c$
1°	45°	$0,5 * D_c$	$0,0035 * D_c$
-	-	-	-
-	$2 * D_c$	$1 * D_c$	$0,0028 * D_c$
-	-	-	-
$0,3 * D_c$	L_c	$0,25 * D_c$	$0,0070 * D_c$



DIN 6535 HA	DIN 6535 HB	Dc	Ds	Lc	Ln	Dn	Lt	r/c	z
PLSC4L03045VN	PLSW4L03045VN	3,0	6	8	14	2,8	57	-	4
PLSC4L03545VN	PLSW4L03545VN	3,5	6	11	16	3,3	57	-	4
PLSC4L04045VN	PLSW4L04045VN	4,0	6	11	16	3,8	57	-	4
PLSC4L04545VN	PLSW4L04545VN	4,5	6	13	18	4,3	57	-	4
PLSC4L05045VN	PLSW4L05045VN	5,0	6	13	18	4,8	57	-	4
PLSC4L05545VN	PLSW4L05545VN	5,5	6	13	18	5,3	57	-	4
PLSC4L06045VN	PLSW4L06045VN	6,0	6	13	19	5,7	57	-	4
PLSC4L08045VN	PLSW4L08045VN	8,0	8	19	25	7,6	63	-	4
PLSC4L10045VN	PLSW4L10045VN	10,0	10	22	30	9,5	72	-	4
PLSC4L12045VN	PLSW4L12045VN	12,0	12	26	36	11,5	83	-	4
PLSC4L14045VN	PLSW4L14045VN	14,0	14	26	36	13,5	83	-	4
PLSC4L16045VN	PLSW4L16045VN	16,0	16	32	42	15,5	92	-	4
PLSC4L18045VN	PLSW4L18045VN	18,0	18	32	42	17,5	92	-	4
PLSC4L20045VN	PLSW4L20045VN	20,0	20	38	52	19,5	104	-	4
PLSC4L25045VN	PLSW4L25045VN	25,0	25	45	62	24,0	120	-	4

	P1	P2	P3	H1	H2	H3	K1	K2	M1	M2	S1	S2	N1	N2	G
Vc	210	175	120	120	100	-	150	110	-	-	-	-	-	-	-




	Ap [min]	Ap [max]	Ae [max]	fz
	0,3*Dc	Lc	0,5*Dc	0,0070*Dc
	0,3*Dc	Lc	1*Dc	0,0050*Dc
	1°	5°	0,5*Dc	0,0040*Dc
	-	-	-	-
	-	-	-	-
	-	-	-	-
	0,3*Dc	Lc	0,25*Dc	0,0075*Dc



DIN 6535 HA	DIN 6535 HB	Dc	Ds	Lc	Ln	Dn	Lt	r	z
PLSC4X04045VNT03	PLSW4X04045VNT03	4,0	6	5	16	3,6	57	0,3	4
PLSC4X04045VNT05	PLSW4X04045VNT05	4,0	6	5	16	3,6	57	0,5	4
PLSC4X06045VNT03	PLSW4X06045VNT03	6,0	6	7	24	5,4	62	0,3	4
PLSC4X06045VNT05	PLSW4X06045VNT05	6,0	6	7	24	5,4	62	0,5	4
PLSC4X06045VNT10	PLSW4X06045VNT10	6,0	6	7	24	5,4	62	1,0	4
PLSC4X06045VNT15	PLSW4X06045VNT15	6,0	6	7	24	5,4	62	1,5	4
PLSC4X08045VNT03	PLSW4X08045VNT03	8,0	8	9	30	7,2	68	0,3	4
PLSC4X08045VNT05	PLSW4X08045VNT05	8,0	8	9	30	7,2	68	0,5	4
PLSC4X08045VNT10	PLSW4X08045VNT10	8,0	8	9	30	7,2	68	1,0	4
PLSC4X08045VNT15	PLSW4X08045VNT15	8,0	8	9	30	7,2	68	1,5	4
PLSC4X10045VNT05	PLSW4X10045VNT05	10,0	10	11	38	9,0	80	0,5	4
PLSC4X10045VNT10	PLSW4X10045VNT10	10,0	10	11	38	9,0	80	1,0	4
PLSC4X10045VNT15	PLSW4X10045VNT15	10,0	10	11	38	9,0	80	1,5	4
PLSC4X10045VNT20	PLSW4X10045VNT20	10,0	10	11	38	9,0	80	2,0	4
PLSC4X12045VNT05	PLSW4X12045VNT05	12,0	12	13	46	11,0	93	0,5	4
PLSC4X12045VNT10	PLSW4X12045VNT10	12,0	12	13	46	11,0	93	1,0	4
PLSC4X12045VNT15	PLSW4X12045VNT15	12,0	12	13	46	11,0	93	1,5	4
PLSC4X12045VNT20	PLSW4X12045VNT20	12,0	12	13	46	11,0	93	2,0	4
PLSC4X16045VNT10	PLSW4X16045VNT10	16,0	16	17	58	15,0	108	1,0	4
PLSC4X16045VNT20	PLSW4X16045VNT20	16,0	16	17	58	15,0	108	2,0	4
PLSC4X16045VNT30	PLSW4X16045VNT30	16,0	16	17	58	15,0	108	3,0	4
PLSC4X16045VNT40	PLSW4X16045VNT40	16,0	16	17	58	15,0	108	4,0	4

	P1	P2	P3	H1	H2	H3	K1	K2	M1	M2	S1	S2	N1	N2	G
Vc	210	175	120	120	100	-	150	110	-	-	-	-	-	-	-




	Ap [min]	Ap [max]	Ae [max]	fz
	0,3*Dc	Lc	0,5*Dc	0,0070*Dc
	0,3*Dc	Lc	1*Dc	0,0050*Dc
	1°	5°	0,5*Dc	0,0040*Dc
	-	-	-	-
	-	-	-	-
	0,01*Dc	0,06*Dc	Dc - (2*r)	0,0300*Dc
	0,3*Dc	Lc	0,25*Dc	0,0075*Dc



DIN 6535 HA	DIN 6535 HB	Dc	Ds	Lc	Ln	Dn	Lt	c	z
PLSC4L04055SN	PLSW4L04055SN	4,0	6	11	16	3,7	57	0,06	4
PLSC4L05055SN	PLSW4L05055SN	5,0	6	13	18	4,7	57	0,08	4
PLSC4L06055SN	PLSW4L06055SN	6,0	6	13	19	5,7	57	0,10	4
PLSC4L08055SN	PLSW4L08055SN	8,0	8	19	25	7,6	63	0,13	4
PLSC4L10055SN	PLSW4L10055SN	10,0	10	22	30	9,5	72	0,16	4
PLSC4L12055SN	PLSW4L12055SN	12,0	12	26	36	11,5	83	0,20	4
PLSC4L14055SN	PLSW4L14055SN	14,0	14	26	36	13,5	83	0,25	4
PLSC4L16055SN	PLSW4L16055SN	16,0	16	32	42	15,5	92	0,30	4
PLSC4L18055SN	PLSW4L18055SN	18,0	18	32	42	17,5	92	0,35	4
PLSC4L20055SN	PLSW4L20055SN	20,0	20	38	52	19,5	104	0,40	4

	P1	P2	P3	H1	H2	H3	K1	K2	M1	M2	S1	S2	N1	N2	G
Vc	210	175	120	120	100	-	150	110	-	-	-	-	-	-	-




A_p [min]	A_p [max]	A_e [max]	f_z
$0,3 \cdot D_c$	L_c	$0,5 \cdot D_c$	$0,0070 \cdot D_c$
$0,3 \cdot D_c$	L_c	$1 \cdot D_c$	$0,0050 \cdot D_c$
1°	5°	$0,5 \cdot D_c$	$0,0040 \cdot D_c$
-	-	-	-
-	-	-	-
-	-	-	-



DIN 6535 HA	DIN 6535 HB	Dc	Ds	Lc	Ln	Dn	Lt	c	z
BLC5L03038V	BLW5L03038V	3,0	6	8	-	-	57	0,05	5
BLC5L04038V	BLW5L04038V	4,0	6	11	-	-	57	0,05	5
BLC5L05038V	BLW5L05038V	5,0	6	13	-	-	57	0,10	5
BLC5L06038V	BLW5L06038V	6,0	6	13	-	-	57	0,10	5
BLC5L08038V	BLW5L08038V	8,0	8	19	-	-	63	0,20	5
BLC5L10038V	BLW5L10038V	10,0	10	22	-	-	72	0,25	5
BLC5L12038V	BLW5L12038V	12,0	12	26	-	-	83	0,30	5
BLC5L14038V	BLW5L14038V	14,0	14	26	-	-	83	0,35	5
BLC5L16038V	BLW5L16038V	16,0	16	32	-	-	92	0,40	5
BLC5L18038V	BLW5L18038V	18,0	18	32	-	-	92	0,45	5
BLC5L20038V	BLW5L20038V	20,0	20	38	-	-	104	0,50	5

	P1	P2	P3	H1	H2	H3	K1	K2	M1	M2	S1	S2	N1	N2	G
Vc	180	100	80	60	-	-	140	100	90	80	-	70	-	-	-



	Ap [min]	Ap [max]	Ae [max]	fz
	0,3*Dc	Lc	0,4*Dc	0,0060*Dc
	0,3*Dc	Lc	1*Dc	0,0040*Dc
	1°	5°	0,5*Dc	0,0030*Dc
	-	-	-	-
	-	-	-	-
	-	-	-	-
	0,3*Dc	Lc	0,25*Dc	0,0065*Dc

Notes

TROCHOIDAL MILLING

^{NL}Trochoïdaal frezen | ^{DE}Trochoidales fräsen | ^{FR}Fraisage trochoïdal



AlCrN	r 0,50-3,00	c[45°] 0,06-0,50	
--------------	-----------------------	----------------------------	--




- | | | | | | |
|--------------|-------|-----------------|---------|---------------|---------|
| BLC5Lxxx38VN | 98-99 | BLC5Xxxx38VNTxx | 104-105 | BLC5Xxxx38XVN | 106-107 |
|--------------|-------|-----------------|---------|---------------|---------|



DIN 6535 HA	DIN 6535 HB	Dc	Ds	Lc	Ln	Dn	Lt	c	z
BLC5L03038VN	BLW5L03038VN	3,0	6	6	14	2,8	57	0,06	5
BLC5L04038VN	BLW5L04038VN	4,0	6	8	16	3,8	57	0,08	5
BLC5L05038VN	BLW5L05038VN	5,0	6	10	18	4,8	57	0,10	5
BLC5L06038VN	BLW5L06038VN	6,0	6	12	19	5,7	57	0,12	5
BLC5L08038VN	BLW5L08038VN	8,0	8	16	25	7,6	63	0,16	5
BLC5L10038VN	BLW5L10038VN	10,0	10	20	30	9,5	72	0,20	5
BLC5L12038VN	BLW5L12038VN	12,0	12	24	36	11,5	83	0,24	5
BLC5L14038VN	BLW5L14038VN	14,0	14	28	36	13,5	83	0,28	5
BLC5L16038VN	BLW5L16038VN	16,0	16	32	42	15,5	92	0,32	5
BLC5L18038VN	BLW5L18038VN	18,0	18	36	42	17,5	92	0,36	5
BLC5L20038VN	BLW5L20038VN	20,0	20	40	52	19,5	104	0,40	5
BLC5L25038VN	BLW5L25038VN	25,0	25	50	62	24,0	120	0,50	5

	P1	P2	P3	H1	H2	H3	K1	K2	M1	M2	S1	S2	N1	N2	G
Vc	300	250	210	100	90	-	250	-	-	-	-	-	-	-	-





	Ap [min]	Ap [max]	Ae	hm
	-	-	-	-
	-	-	-	-
	-	-	-	-
	-	-	-	-
	-	-	-	-
	$0,3 * D_c$	Lc	$0,15 * D_c - 0,25 * D_c$	$0,0046 * D_c$



DIN 6535 HA	DIN 6535 HB	Dc	Ds	Lc	Ln	Dn	Lt	r	z
BLC5L06038VNT05	BLW5L06038VNT05	6,0	6	12	19	5,7	57	0,5	5
BLC5L06038VNT10	BLW5L06038VNT10	6,0	6	12	19	5,7	57	1,0	5
BLC5L08038VNT05	BLW5L08038VNT05	8,0	8	16	25	7,6	63	0,5	5
BLC5L08038VNT10	BLW5L08038VNT10	8,0	8	16	25	7,6	63	1,0	5
BLC5L10038VNT05	BLW5L10038VNT05	10,0	10	20	30	9,5	72	0,5	5
BLC5L10038VNT10	BLW5L10038VNT10	10,0	10	20	30	9,5	72	1,0	5
BLC5L10038VNT20	BLW5L10038VNT20	10,0	10	20	30	9,5	72	2,0	5
BLC5L12038VNT05	BLW5L12038VNT05	12,0	12	24	36	11,5	83	0,5	5
BLC5L12038VNT10	BLW5L12038VNT10	12,0	12	24	36	11,5	83	1,0	5
BLC5L12038VNT20	BLW5L12038VNT20	12,0	12	24	36	11,5	83	2,0	5
BLC5L16038VNT05	BLW5L16038VNT05	16,0	16	32	42	15,5	92	0,5	5
BLC5L16038VNT10	BLW5L16038VNT10	16,0	16	32	42	15,5	92	1,0	5
BLC5L16038VNT20	BLW5L16038VNT20	16,0	16	32	42	15,5	92	2,0	5
BLC5L20038VNT10	BLW5L20038VNT10	20,0	20	40	52	19,5	104	1,0	5
BLC5L20038VNT20	BLW5L20038VNT20	20,0	20	40	52	19,5	104	2,0	5
BLC5L20038VNT30	BLW5L20038VNT30	20,0	20	40	52	19,5	104	3,0	5

	P1	P2	P3	H1	H2	H3	K1	K2	M1	M2	S1	S2	N1	N2	G
Vc	300	250	210	100	90	-	250	-	-	-	-	-	-	-	-




	Ap [min]	Ap [max]	Ae	hm
	-	-	-	-
	-	-	-	-
	-	-	-	-
	-	-	-	-
	-	-	-	-
	0,3*Dc	Lc	0,15*Dc - 0,25*Dc	0,0046*Dc



DIN 6535 HA	DIN 6535 HB	Dc	Ds	Lc	Ln	Dn	Lt	c	z
BLC5X03038VN	BLW5X03038VN	3,0	6	9	14	2,8	62	0,06	5
BLC5X04038VN	BLW5X04038VN	4,0	6	12	18	3,8	62	0,08	5
BLC5X05038VN	BLW5X05038VN	5,0	6	15	21	4,8	62	0,10	5
BLC5X06038VN	BLW5X06038VN	6,0	6	18	24	5,7	62	0,12	5
BLC5X08038VN	BLW5X08038VN	8,0	8	24	30	7,6	68	0,16	5
BLC5X10038VN	BLW5X10038VN	10,0	10	30	38	9,5	80	0,20	5
BLC5X12038VN	BLW5X12038VN	12,0	12	36	46	11,5	93	0,24	5
BLC5X14038VN	BLW5X14038VN	14,0	14	42	50	13,5	100	0,28	5
BLC5X16038VN	BLW5X16038VN	16,0	16	48	58	15,5	108	0,32	5
BLC5X18038VN	BLW5X18038VN	18,0	18	54	67	17,5	115	0,36	5
BLC5X20038VN	BLW5X20038VN	20,0	20	60	74	19,5	126	0,40	5
BLC5X25038VN	BLW5X25038VN	25,0	25	75	92	24,0	150	0,50	5

Vc	P1	P2	P3	H1	H2	H3	K1	K2	M1	M2	S1	S2	N1	N2	G
	300	250	210	100	90	-	250	-	-	-	-	-	-	-	-





	Ap [min]	Ap [max]	Ae	hm
	-	-	-	-
	-	-	-	-
	-	-	-	-
	-	-	-	-
	-	-	-	-
	$0,3 * D_c$	Lc	$0,10 * D_c - 0,20 * D_c$	$0,0046 * D_c$



DIN 6535 HA	DIN 6535 HB	Dc	Ds	Lc	Ln	Dn	Lt	r	z
BLC5X06038VNT05	BLW5X06038VNT05	6,0	6	18	24	5,7	62	0,5	5
BLC5X06038VNT10	BLW5X06038VNT10	6,0	6	18	24	5,7	62	1,0	5
BLC5X08038VNT05	BLW5X08038VNT05	8,0	8	24	30	7,6	68	0,5	5
BLC5X08038VNT10	BLW5X08038VNT10	8,0	8	24	30	7,6	68	1,0	5
BLC5X10038VNT05	BLW5X10038VNT05	10,0	10	30	38	9,5	80	0,5	5
BLC5X10038VNT10	BLW5X10038VNT10	10,0	10	30	38	9,5	80	1,0	5
BLC5X10038VNT20	BLW5X10038VNT20	10,0	10	30	38	9,5	80	2,0	5
BLC5X12038VNT05	BLW5X12038VNT05	12,0	12	36	46	11,5	93	0,5	5
BLC5X12038VNT10	BLW5X12038VNT10	12,0	12	36	46	11,5	93	1,0	5
BLC5X12038VNT20	BLW5X12038VNT20	12,0	12	36	46	11,5	93	2,0	5
BLC5X16038VNT05	BLW5X16038VNT05	16,0	16	48	58	15,5	108	0,5	5
BLC5X16038VNT10	BLW5X16038VNT10	16,0	16	48	58	15,5	108	1,0	5
BLC5X16038VNT20	BLW5X16038VNT20	16,0	16	48	58	15,5	108	2,0	5
BLC5X20038VNT10	BLW5X20038VNT10	20,0	20	60	74	19,5	126	1,0	5
BLC5X20038VNT20	BLW5X20038VNT20	20,0	20	60	74	19,5	126	2,0	5
BLC5X20038VNT30	BLW5X20038VNT30	20,0	20	60	74	19,5	126	3,0	5

	P1	P2	P3	H1	H2	H3	K1	K2	M1	M2	S1	S2	N1	N2	G
Vc	300	250	210	100	90	-	250	-	-	-	-	-	-	-	-





	Ap [min]	Ap [max]	Ae	hm
	-	-	-	-
	-	-	-	-
	-	-	-	-
	-	-	-	-
	-	-	-	-
	0,3*Dc	Lc	0,10*Dc - 0,20*Dc	0,0046*Dc



DIN 6535 HA	DIN 6535 HB	Dc	Ds	Lc	Ln	Dn	Lt	c	z
BLC5X03038XVN	BLW5X03038XVN	3,0	6	12	18	2,8	62	0,06	5
BLC5X04038XVN	BLW5X04038XVN	4,0	6	16	21	3,8	62	0,08	5
BLC5X05038XVN	BLW5X05038XVN	5,0	6	20	25	4,8	70	0,10	5
BLC5X06038XVN	BLW5X06038XVN	6,0	6	24	30	5,7	70	0,12	5
BLC5X08038XVN	BLW5X08038XVN	8,0	8	32	38	7,6	80	0,16	5
BLC5X10038XVN	BLW5X10038XVN	10,0	10	40	48	9,5	90	0,20	5
BLC5X12038XVN	BLW5X12038XVN	12,0	12	48	58	11,5	110	0,24	5
BLC5X14038XVN	BLW5X14038XVN	14,0	14	56	64	13,5	110	0,28	5
BLC5X16038XVN	BLW5X16038XVN	16,0	16	64	74	15,5	130	0,32	5
BLC5X18038XVN	BLW5X18038XVN	18,0	18	72	85	17,5	140	0,36	5
BLC5X20038XVN	BLW5X20038XVN	20,0	20	80	94	19,5	150	0,40	5
BLC5X25038XVN	BLW5X25038XVN	25,0	25	100	117	24,0	180	0,50	5

	P1	P2	P3	H1	H2	H3	K1	K2	M1	M2	S1	S2	N1	N2	G
Vc	300	250	210	100	90	-	250	-	-	-	-	-	-	-	-




	Ap [min]	Ap [max]	Ae	hm
	-	-	-	-
	-	-	-	-
	-	-	-	-
	-	-	-	-
	-	-	-	-
	$0,3 * D_c$	Lc	$0,05 * D_c - 0,15 * D_c$	$0,0046 * D_c$



DIN 6535 HA		DIN 6535 HB		Dc	Ds	Lc	Ln	Dn	Lt	r	z
BLC5X06038XVNT05		BLW5X06038XVNT05		6,0	6	24	30	5,7	70	0,5	5
BLC5X06038XVNT10		BLW5X06038XVNT10		6,0	6	24	30	5,7	70	1,0	5
BLC5X08038XVNT05		BLW5X08038XVNT05		8,0	8	32	38	7,6	80	0,5	5
BLC5X08038XVNT10		BLW5X08038XVNT10		8,0	8	32	38	7,6	80	1,0	5
BLC5X10038XVNT05		BLW5X10038XVNT05		10,0	10	40	48	9,5	90	0,5	5
BLC5X10038XVNT10		BLW5X10038XVNT10		10,0	10	40	48	9,5	90	1,0	5
BLC5X10038XVNT20		BLW5X10038XVNT20		10,0	10	40	48	9,5	90	2,0	5
BLC5X12038XVNT05		BLW5X12038XVNT05		12,0	12	48	58	11,5	110	0,5	5
BLC5X12038XVNT10		BLW5X12038XVNT10		12,0	12	48	58	11,5	110	1,0	5
BLC5X12038XVNT20		BLW5X12038XVNT20		12,0	12	48	58	11,5	110	2,0	5
BLC5X16038XVNT05		BLW5X16038XVNT05		16,0	16	64	74	15,5	130	0,5	5
BLC5X16038XVNT10		BLW5X16038XVNT10		16,0	16	64	74	15,5	130	1,0	5
BLC5X16038XVNT20		BLW5X16038XVNT20		16,0	16	64	74	15,5	130	2,0	5
BLC5X20038XVNT10		BLW5X20038XVNT10		20,0	20	80	94	19,5	150	1,0	5
BLC5X20038XVNT20		BLW5X20038XVNT20		20,0	20	80	94	19,5	150	2,0	5
BLC5X20038XVNT30		BLW5X20038XVNT30		20,0	20	80	94	19,5	150	3,0	5

	P1	P2	P3	H1	H2	H3	K1	K2	M1	M2	S1	S2	N1	N2	G
Vc	300	250	210	100	90	-	250	-	-	-	-	-	-	-	-




Ap [min]	Ap [max]	Ae	hm
-	-	-	-
-	-	-	-
-	-	-	-
-	-	-	-
-	-	-	-
0,3*Dc	Lc	0,05*Dc - 0,15*Dc	0,0046*Dc



DIN 6535 HA	DIN 6535 HB	Dc	Ds	Lc	Ln	Dn	Lt	c	z
BLC6L06045S	BLW6L06045S	6,0	6	13	-	-	57	0,06	6
BLC6L08045S	BLW6L08045S	8,0	8	19	-	-	63	0,08	6
BLC6L10045S	BLW6L10045S	10,0	10	22	-	-	72	0,10	6
BLC6L12045S	BLW6L12045S	12,0	12	26	-	-	83	0,12	6
BLC6L14045S	BLW6L14045S	14,0	14	26	-	-	83	0,14	6
BLC6L16045S	BLW6L16045S	16,0	16	32	-	-	92	0,16	6
BLC8L18045S	BLW8L18045S	18,0	18	32	-	-	92	0,18	8
BLC8L20045S	BLW8L20045S	20,0	20	38	-	-	104	0,20	8

	P1	P2	P3	H1	H2	H3	K1	K2	M1	M2	S1	S2	N1	N2	G
Vc	180	100	80	-	-	-	140	100	90	80	-	70	-	-	-




	Ap [min]	Ap [max]	Ae [max]	fz
	0,3*Dc	Lc	0,2*Dc	0,0040*Dc
	-	-	-	-
	-	-	-	-
	-	-	-	-
	-	-	-	-
	-	-	-	-



DIN 6535 HA	DIN 6535 HB	Dc	Ds	Lc	Ln	Dn	Lt	c	z
BLC6X06045S	BLW6X06045S	6,0	6	18	-	-	62	0,06	6
BLC6X08045S	BLW6X08045S	8,0	8	24	-	-	68	0,08	6
BLC6X10045S	BLW6X10045S	10,0	10	30	-	-	80	0,10	6
BLC6X12045S	BLW6X12045S	12,0	12	36	-	-	93	0,12	6
BLC6X14045S	BLW6X14045S	14,0	14	45	-	-	100	0,14	6
BLC6X16045S	BLW6X16045S	16,0	16	48	-	-	108	0,16	6
BLC8X18045S	BLW8X18045S	18,0	18	55	-	-	115	0,18	8
BLC8X20045S	BLW8X20045S	20,0	20	60	-	-	126	0,20	8

	P1	P2	P3	H1	H2	H3	K1	K2	M1	M2	S1	S2	N1	N2	G
Vc	180	100	80	-	-	-	140	100	90	80	-	70	-	-	-



	Ap [min]	Ap [max]	Ae [max]	fz
	0,3*Dc	Lc	0,2*Dc	0,0040*Dc
	-	-	-	-
	-	-	-	-
	-	-	-	-
	-	-	-	-
	-	-	-	-



DIN 6535 HA	DIN 6535 HB	Dc	Ds	Lc	Ln	Dn	Lt	c	z
BLC6X06045X	BLW6X06045X	6,0	6	36	-	-	80	0,06	6
BLC6X08045X	BLW6X08045X	8,0	8	46	-	-	90	0,08	6
BLC6X10045X	BLW6X10045X	10,0	10	50	-	-	100	0,10	6
BLC6X12045X	BLW6X12045X	12,0	12	65	-	-	120	0,12	6
BLC6X16045X	BLW6X16045X	16,0	16	80	-	-	140	0,16	6
BLC8X20045X	BLW8X20045X	20,0	20	94	-	-	160	0,20	8

	P1	P2	P3	H1	H2	H3	K1	K2	M1	M2	S1	S2	N1	N2	G
Vc	180	100	80	-	-	-	140	100	90	80	-	70	-	-	-




	Ap [min]	Ap [max]	Ae [max]	fz
	0,3*Dc	Lc	0,2*Dc	0,0040*Dc
	-	-	-	-
	-	-	-	-
	-	-	-	-
	-	-	-	-
	-	-	-	-



DIN 6535 HA	DIN 6535 HB	Dc	Ds	Lc	Ln	Dn	Lt	r/c	z
BLC6L06045SN	BLW6L06045SN	6,0	6	13	19	5,7	57	-	6
BLC6L08045SN	BLW6L08045SN	8,0	8	19	25	7,6	63	-	6
BLC6L10045SN	BLW6L10045SN	10,0	10	22	30	9,5	72	-	6
BLC6L12045SN	BLW6L12045SN	12,0	12	26	36	11,5	83	-	6
BLC6L16045SN	BLW6L16045SN	16,0	16	32	42	15,5	92	-	6
BLC8L20045SN	BLW8L20045SN	20,0	20	38	52	19,5	104	-	8

	P1	P2	P3	H1	H2	H3	K1	K2	M1	M2	S1	S2	N1	N2	G
Vc	-	175	120	180	150	-	150	110	-	-	-	-	-	-	-




	Ap [min]	Ap [max]	Ae [max]	fz
	0,3*Dc	Lc	0,2*Dc	0,0060*Dc
	-	-	-	-
	-	-	-	-
	-	-	-	-
	-	-	-	-
	-	-	-	-



DIN 6535 HA	DIN 6535 HB	Dc	Ds	Lc	Ln	Dn	Lt	r/c	z
PLSC6L06050S	PLSW6L06050S	6,0	6	13	-	-	57	-	6
PLSC6L08050S	PLSW6L08050S	8,0	8	19	-	-	63	-	6
PLSC6L10050S	PLSW6L10050S	10,0	10	22	-	-	72	-	6
PLSC6L12050S	PLSW6L12050S	12,0	12	26	-	-	83	-	6
PLSC6L14050S	PLSW6L14050S	14,0	14	26	-	-	83	-	6
PLSC6L16050S	PLSW6L16050S	16,0	16	32	-	-	92	-	6
PLSC8L18050S	PLSW8L18050S	18,0	18	32	-	-	92	-	8
PLSC8L20050S	PLSW8L20050S	20,0	20	38	-	-	104	-	8
PLSC8L25050S	PLSW8L25050S	25,0	25	45	-	-	120	-	8

Vc	P1	P2	P3	H1	H2	H3	K1	K2	M1	M2	S1	S2	N1	N2	G
	210	175	120	120	100	-	150	110	-	-	-	-	-	-	-





	Ap [min]	Ap [max]	Ae [max]	fz
	0,3*Dc	Lc	0,2*Dc	0,0070*Dc
	-	-	-	-
	-	-	-	-
	-	-	-	-
	-	-	-	-
	-	-	-	-



DIN 6535 HA	DIN 6535 HB	Dc	Ds	Lc	Ln	Dn	Lt	r/c	z
PLSC6X06050S	PLSW6X06050S	6,0	6	18	-	-	62	-	6
PLSC6X08050S	PLSW6X08050S	8,0	8	24	-	-	68	-	6
PLSC6X10050S	PLSW6X10050S	10,0	10	30	-	-	80	-	6
PLSC6X12050S	PLSW6X12050S	12,0	12	36	-	-	93	-	6
PLSC6X16050S	PLSW6X16050S	16,0	16	48	-	-	108	-	6
PLSC8X20050S	PLSW8X20050S	20,0	20	60	-	-	126	-	8
PLSC8X25050S	PLSW8X25050S	25,0	25	85	-	-	150	-	8

Vc	P1	P2	P3	H1	H2	H3	K1	K2	M1	M2	S1	S2	N1	N2	G
	210	175	120	120	100	-	150	110	-	-	-	-	-	-	-




	Ap [min]	Ap [max]	Ae [max]	fz
	0,3*Dc	Lc	0,2*Dc	0,0070*Dc
	-	-	-	-
	-	-	-	-
	-	-	-	-
	-	-	-	-
	-	-	-	-



DIN 6535 HA	DIN 6535 HB	Dc	Ds	Lc	Ln	Dn	Lt	r	z
PLSC6X06050ST05	PLSW6X06050ST05	6,0	6	13	-	-	62	0,5	6
PLSC6X06050ST10	PLSW6X06050ST10	6,0	6	13	-	-	62	1,0	6
PLSC6X08050ST05	PLSW6X08050ST05	8,0	8	19	-	-	68	0,5	6
PLSC6X08050ST10	PLSW6X08050ST10	8,0	8	19	-	-	68	1,0	6
PLSC6X10050ST05	PLSW6X10050ST05	10,0	10	22	-	-	80	0,5	6
PLSC6X10050ST10	PLSW6X10050ST10	10,0	10	22	-	-	80	1,0	6
PLSC6X10050ST15	PLSW6X10050ST15	10,0	10	22	-	-	80	1,5	6
PLSC6X10050ST20	PLSW6X10050ST20	10,0	10	22	-	-	80	2,0	6
PLSC6X12050ST05	PLSW6X12050ST05	12,0	12	26	-	-	93	0,5	6
PLSC6X12050ST10	PLSW6X12050ST10	12,0	12	26	-	-	93	1,0	6
PLSC6X12050ST15	PLSW6X12050ST15	12,0	12	26	-	-	93	1,5	6
PLSC6X12050ST20	PLSW6X12050ST20	12,0	12	26	-	-	93	2,0	6
PLSC6X16050ST05	PLSW6X16050ST05	16,0	16	32	-	-	108	0,5	6
PLSC6X16050ST10	PLSW6X16050ST10	16,0	16	32	-	-	108	1,0	6
PLSC6X16050ST15	PLSW6X16050ST15	16,0	16	32	-	-	108	1,5	6
PLSC6X16050ST20	PLSW6X16050ST20	16,0	16	32	-	-	108	2,0	6
PLSC8X20050ST05	PLSW8X20050ST05	20,0	20	38	-	-	126	0,5	8
PLSC8X20050ST10	PLSW8X20050ST10	20,0	20	38	-	-	126	1,0	8
PLSC8X20050ST15	PLSW8X20050ST15	20,0	20	38	-	-	126	1,5	8
PLSC8X20050ST20	PLSW8X20050ST20	20,0	20	38	-	-	126	2,0	8

	P1	P2	P3	H1	H2	H3	K1	K2	M1	M2	S1	S2	N1	N2	G
Vc	210	175	120	120	100	-	150	110	-	-	-	-	-	-	-











	Ap [min]	Ap [max]	Ae [max]	fz
	0,3*Dc	Lc	0,2*Dc	0,0070*Dc
	-	-	-	-
	-	-	-	-
	-	-	-	-
	-	-	-	-
	-	-	-	-



DIN 6535 HA	DIN 6535 HB	Dc	Ds	Lc	Ln	Dn	Lt	c	z
BLC4L04045U	BLW4L04045U	4,0	6	11	-	-	57	0,10	4
BLC4L05045U	BLW4L05045U	5,0	6	13	-	-	57	0,12	4
BLC4L06045U	BLW4L06045U	6,0	6	13	-	-	57	0,15	4
BLC4L08045U	BLW4L08045U	8,0	8	19	-	-	63	0,20	4
BLC4L10045U	BLW4L10045U	10,0	10	22	-	-	72	0,25	4
BLC4L12045U	BLW4L12045U	12,0	12	26	-	-	83	0,30	4
BLC4L14045U	BLW4L14045U	14,0	14	26	-	-	83	0,35	4
BLC4L16045U	BLW4L16045U	16,0	16	32	-	-	92	0,40	4
BLC4L18045U	BLW4L18045U	18,0	18	32	-	-	92	0,45	4
BLC4L20045U	BLW4L20045U	20,0	20	38	-	-	104	0,50	4

Vc	P1	P2	P3	H1	H2	H3	K1	K2	M1	M2	S1	S2	N1	N2	G
	180	100	80	-	-	-	140	100	90	80	-	70	-	-	-





	Ap [min]	Ap [max]	Ae [max]	fz
	0,3*Dc	Lc	0,5*Dc	0,0050*Dc
	0,3*Dc	Lc	1*Dc	0,0040*Dc
	-	-	-	-
	-	-	-	-
	-	-	-	-
	-	-	-	-
	-	-	-	-



DIN 6535 HA	DIN 6535 HB	Dc	Ds	Lc	Ln	Dn	Lt	c	z
BLC3L06020R	BLW3L06020R	6,0	6	13	-	-	57	0,30	3
BLC3L08020R	BLW3L08020R	8,0	8	19	-	-	63	0,35	3
BLC4L10020R	BLW4L10020R	10,0	10	22	-	-	72	0,35	4
BLC4L12020R	BLW4L12020R	12,0	12	26	-	-	83	0,40	4
BLC4L14020R	BLW4L14020R	14,0	14	26	-	-	83	0,45	4
BLC4L16020R	BLW4L16020R	16,0	16	32	-	-	92	0,50	4
BLC4L18020R	BLW4L18020R	18,0	18	32	-	-	92	0,55	4
BLC4L20020R	BLW4L20020R	20,0	20	38	-	-	104	0,60	4

	P1	P2	P3	H1	H2	H3	K1	K2	M1	M2	S1	S2	N1	N2	G
Vc	180	100	80	-	-	-	140	100	-	-	-	70	-	-	-











A_p [min]	A_p [max]	A_e [max]	f_z
$0,3 \cdot D_c$	L_c	$0,5 \cdot D_c$	$0,0050 \cdot D_c$
$0,3 \cdot D_c$	L_c	$1 \cdot D_c$	$0,0020 \cdot D_c$
-	-	-	-
-	-	-	-
-	-	-	-
-	-	-	-



DIN 6535 HA	DIN 6535 HB	Dc	Ds	Lc	Ln	Dn	Lt	c	z
BLC3L04045R	BLW3L04045R	4,0	6	11	-	-	57	0,15	3
BLC4L05045R	BLW4L05045R	5,0	6	13	-	-	57	0,20	4
BLC4L06045R	BLW4L06045R	6,0	6	13	-	-	57	0,30	4
BLC4L08045R	BLW4L08045R	8,0	8	19	-	-	63	0,30	4
BLC4L10045R	BLW4L10045R	10,0	10	22	-	-	72	0,30	4
BLC4L12045R	BLW4L12045R	12,0	12	26	-	-	83	0,30	4
BLC4L14045R	BLW4L14045R	14,0	14	26	-	-	83	0,35	4
BLC4L16045R	BLW4L16045R	16,0	16	32	-	-	92	0,40	4
BLC5L16045R	BLW5L16045R	16,0	16	32	-	-	92	0,40	5
BLC5L18045R	BLW5L18045R	18,0	18	32	-	-	92	0,45	5
BLC5L20045R	BLW5L20045R	20,0	20	38	-	-	104	0,50	5
BLC6L20045R	BLW6L20045R	20,0	20	38	-	-	104	0,50	6

Vc	P1	P2	P3	H1	H2	H3	K1	K2	M1	M2	S1	S2	N1	N2	G
	180	100	80	-	-	-	140	100	90	80	-	70	-	-	-











	Ap [min]	Ap [max]	Ae [max]	fz
	0,3*Dc	Lc	0,5*Dc	0,0050*Dc
	0,3*Dc	Lc	1*Dc	0,0040*Dc
	-	-	-	-
	-	-	-	-
	-	-	-	-
	-	-	-	-
	-	-	-	-



DIN 6535 HA	DIN 6535 HB	Dc	Ds	Lc	Ln	Dn	Lt	c	z
BLC3S04045RN	BLW3S04045RN	4,0	6	8	13	3,8	54	0,15	3
BLC4S05045RN	BLW4S05045RN	5,0	6	9	16	4,8	54	0,20	4
BLC4S06045RN	BLW4S06045RN	6,0	6	10	17	5,7	54	0,30	4
BLC4S08045RN	BLW4S08045RN	8,0	8	12	22	7,6	58	0,30	4
BLC4S10045RN	BLW4S10045RN	10,0	10	14	26	9,5	66	0,30	4
BLC4S12045RN	BLW4S12045RN	12,0	12	16	28	11,5	73	0,30	4
BLC4S14045RN	BLW4S14045RN	14,0	14	18	30	13,5	73	0,35	4
BLC4S16045RN	BLW4S16045RN	16,0	16	22	34	15,5	82	0,40	4
BLC5S16045RN	BLW5S16045RN	16,0	16	22	34	15,5	82	0,40	5
BLC5S18045RN	BLW5S18045RN	18,0	18	24	36	17,5	84	0,45	5
BLC5S20045RN	BLW5S20045RN	20,0	20	26	42	19,5	92	0,50	5
BLC6S20045RN	BLW6S20045RN	20,0	20	26	42	19,5	92	0,50	6

Vc	P1	P2	P3	H1	H2	H3	K1	K2	M1	M2	S1	S2	N1	N2	G
	210	175	120	120	100	-	150	110	110	90	-	70	-	-	-




	Ap [min]	Ap [max]	Ae [max]	fz
	0,3*Dc	Lc	0,5*Dc	0,0070*Dc
	0,3*Dc	Lc	1*Dc	0,0060*Dc
	-	-	-	-
	-	-	-	-
	-	-	-	-
	-	-	-	-
	-	-	-	-



DIN 6535 HA	DIN 6535 HB	Dc	Ds	Lc	Ln	Dn	Lt	c	z
BLC3L04045RN	BLW3L04045RN	4,0	6	11	16	3,8	57	0,15	3
BLC4L05045RN	BLW4L05045RN	5,0	6	13	18	4,8	57	0,20	4
BLC4L06045RN	BLW4L06045RN	6,0	6	13	19	5,7	57	0,30	4
BLC4L08045RN	BLW4L08045RN	8,0	8	19	25	7,6	63	0,30	4
BLC4L10045RN	BLW4L10045RN	10,0	10	22	30	9,5	72	0,30	4
BLC4L12045RN	BLW4L12045RN	12,0	12	26	36	11,5	83	0,30	4
BLC4L14045RN	BLW4L14045RN	14,0	14	26	36	13,5	83	0,35	4
BLC4L16045RN	BLW4L16045RN	16,0	16	32	42	15,5	92	0,40	4
BLC5L16045RN	BLW5L16045RN	16,0	16	32	42	15,5	92	0,40	5
BLC5L18045RN	BLW5L18045RN	18,0	18	32	42	17,5	92	0,45	5
BLC5L20045RN	BLW5L20045RN	20,0	20	38	52	19,5	104	0,50	5
BLC6L20045RN	BLW6L20045RN	20,0	20	38	52	19,5	104	0,50	6

Vc	P1	P2	P3	H1	H2	H3	K1	K2	M1	M2	S1	S2	N1	N2	G
	210	175	120	120	100	-	150	110	110	90	-	70	-	-	-




	Ap [min]	Ap [max]	Ae [max]	fz
	0,3*Dc	Lc	0,5*Dc	0,0070*Dc
	0,3*Dc	Lc	1*Dc	0,0060*Dc
	-	-	-	-
	-	-	-	-
	-	-	-	-
	-	-	-	-



DIN 6535 HA	DIN 6535 HB	Dc	Ds	Lc	Ln	Dn	Lt	r	z
BLC2S03030B	BLW2S03030B	3,0	6	4	-	-	50	1,5	2
BLC2S04030B	BLW2S04030B	4,0	6	5	-	-	54	2,0	2
BLC2S05030B	BLW2S05030B	5,0	6	6	-	-	54	2,5	2
BLC2S06030B	BLW2S06030B	6,0	6	7	-	-	54	3,0	2
BLC2S08030B	BLW2S08030B	8,0	8	9	-	-	58	4,0	2
BLC2S10030B	BLW2S10030B	10,0	10	11	-	-	66	5,0	2
BLC2S12030B	BLW2S12030B	12,0	12	12	-	-	73	6,0	2
BLC2S14030B	BLW2S14030B	14,0	14	14	-	-	73	7,0	2
BLC2S16030B	BLW2S16030B	16,0	16	16	-	-	82	8,0	2
BLC2S18030B	BLW2S18030B	18,0	18	18	-	-	84	9,0	2
BLC2S20030B	BLW2S20030B	20,0	20	20	-	-	92	10,0	2

	P1	P2	P3	H1	H2	H3	K1	K2	M1	M2	S1	S2	N1	N2	G
Vc	180	100	80	-	-	-	140	100	90	80	-	70	-	-	-




	Ap [min]	Ap [max]	Ae [max]	fz
	-	-	-	-
	-	-	-	-
	-	-	-	-
	0,02*Dc	0,5*Dc	0,5*Dc	0,0150*Dc
	-	-	-	-
	-	-	-	-
	-	-	-	-



DIN 6535 HA	DIN 6535 HB	Dc	Ds	Lc	Ln	Dn	Lt	r	z
BLC2L03030B	BLW2L03030B	3,0	6	7	-	-	57	1,5	2
BLC2L04030B	BLW2L04030B	4,0	6	8	-	-	57	2,0	2
BLC2L05030B	BLW2L05030B	5,0	6	10	-	-	57	2,5	2
BLC2L06030B	BLW2L06030B	6,0	6	10	-	-	57	3,0	2
BLC2L08030B	BLW2L08030B	8,0	8	16	-	-	63	4,0	2
BLC2L10030B	BLW2L10030B	10,0	10	19	-	-	72	5,0	2
BLC2L12030B	BLW2L12030B	12,0	12	22	-	-	83	6,0	2
BLC2L14030B	BLW2L14030B	14,0	14	22	-	-	83	7,0	2
BLC2L16030B	BLW2L16030B	16,0	16	26	-	-	92	8,0	2
BLC2L18030B	BLW2L18030B	18,0	18	26	-	-	92	9,0	2
BLC2L20030B	BLW2L20030B	20,0	20	32	-	-	104	10,0	2

	P1	P2	P3	H1	H2	H3	K1	K2	M1	M2	S1	S2	N1	N2	G
Vc	180	100	80	-	-	-	140	100	90	80	-	70	-	-	-





	Ap [min]	Ap [max]	Ae [max]	fz
	-	-	-	-
	-	-	-	-
	-	-	-	-
	0,02*Dc	0,5*Dc	0,5*Dc	0,0150*Dc
	-	-	-	-
	-	-	-	-
	-	-	-	-



DIN 6535 HA		DIN 6535 HB		Dc	Ds	Lc	Ln	Dn	Lt	r	z
PLSC2X02030BN		PLSW2X02030BN		2,0	6	3	7	1,9	62	1,0	2
PLSC2X03030BN		PLSW2X03030BN		3,0	6	4	9	2,8	62	1,5	2
PLSC2X04030BN		PLSW2X04030BN		4,0	6	5	12	4,8	62	2,0	2
PLSC2X05030BN		PLSW2X05030BN		5,0	6	6	14	4,8	80	2,5	2
PLSC2X06030BN		PLSW2X06030BN		6,0	6	7	17	5,7	80	3,0	2
PLSC2X08030BN		PLSW2X08030BN		8,0	8	9	22	7,6	90	4,0	2
PLSC2X10030BN		PLSW2X10030BN		10,0	10	11	27	9,5	100	5,0	2
PLSC2X12030BN		PLSW2X12030BN		12,0	12	13	32	11,5	120	6,0	2
PLSC2X14030BN		PLSW2X14030BN		14,0	14	15	37	13,5	120	7,0	2
PLSC2X16030BN		PLSW2X16030BN		16,0	16	17	42	15,5	140	8,0	2
PLSC2X18030BN		PLSW2X18030BN		18,0	18	19	47	17,5	140	9,0	2
PLSC2X20030BN		PLSW2X20030BN		20,0	20	21	52	19,5	160	10,0	2

	P1	P2	P3	H1	H2	H3	K1	K2	M1	M2	S1	S2	N1	N2	G
Vc	210	175	120	120	100	-	150	110	-	-	-	-	-	-	-




	Ap [min]	Ap [max]	Ae [max]	fz
	-	-	-	-
	-	-	-	-
	-	-	-	-
	0,02*Dc	0,5*Dc	0,5*Dc	0,0200*Dc
	-	-	-	-
	-	-	-	-
	-	-	-	-



DIN 6535 HA	DIN 6535 HB	Dc	Ds	Lc	Ln	Dn	Lt	r	z
PLSC4X02030BN	PLSW4X02030BN	2,0	6	3	7	1,9	62	1,0	4
PLSC4X03030BN	PLSW4X03030BN	3,0	6	4	9	2,8	62	1,5	4
PLSC4X04030BN	PLSW4X04030BN	4,0	6	5	12	3,8	62	2,0	4
PLSC4X05030BN	PLSW4X05030BN	5,0	6	6	14	4,8	80	2,5	4
PLSC4X06030BN	PLSW4X06030BN	6,0	6	7	17	5,7	80	3,0	4
PLSC4X08030BN	PLSW4X08030BN	8,0	8	9	22	7,6	90	4,0	4
PLSC4X10030BN	PLSW4X10030BN	10,0	10	11	27	9,5	100	5,0	4
PLSC4X12030BN	PLSW4X12030BN	12,0	12	13	32	11,5	120	6,0	4
PLSC4X14030BN	PLSW4X14030BN	14,0	14	15	37	13,5	120	7,0	4
PLSC4X16030BN	PLSW4X16030BN	16,0	16	17	42	15,5	140	8,0	4
PLSC4X18030BN	PLSW4X18030BN	18,0	18	19	47	17,5	140	9,0	4
PLSC4X20030BN	PLSW4X20030BN	20,0	20	21	52	19,5	160	10,0	4

Vc	P1	P2	P3	H1	H2	H3	K1	K2	M1	M2	S1	S2	N1	N2	G
	210	175	120	120	100	-	150	110	-	-	-	-	-	-	-





	Ap [min]	Ap [max]	Ae [max]	fz
	-	-	-	-
	-	-	-	-
	-	-	-	-
	0,02*Dc	0,5*Dc	0,5*Dc	0,0200*Dc
	-	-	-	-
	-	-	-	-
	-	-	-	-



DIN 6535 HA	DIN 6535 HB	Dc	Ds	Lc	Ln	Dn	Lt	c	z
BLC4L060A90	-	1,2	6	-	-	-	57	45°	4
BLC4L080A90	-	1,6	8	-	-	-	63	45°	4
BLC4L100A90	-	2,0	10	-	-	-	72	45°	4
BLC4L120A90	-	2,4	12	-	-	-	83	45°	4

	P1	P2	P3	H1	H2	H3	K1	K2	M1	M2	S1	S2	N1	N2	G
Vc	180	100	80	60	-	-	140	100	90	80	-	70	-	-	-




	Ap [min]	Ap [max]	c	fz
	-	-	45°	0,010*Dc
	-	-	-	-
	-	-	-	-
	-	-	-	-
	-	-	-	-
	-	-	-	-
	-	-	-	-



DIN 6535 HA	DIN 6535 HB	Dc	Ds	Lc	Ln	Dn	Lt	c	z
BLC4L060A60	-	1,2	6	-	-	-	57	30°	4
BLC4L080A60	-	1,6	8	-	-	-	63	30°	4
BLC4L100A60	-	2,0	10	-	-	-	72	30°	4
BLC4L120A60	-	2,4	12	-	-	-	83	30°	4

	P1	P2	P3	H1	H2	H3	K1	K2	M1	M2	S1	S2	N1	N2	G
Vc	180	100	80	60	-	-	140	100	90	80	-	70	-	-	-



	Ap [min]	Ap [max]	c	fz
	-	-	30°	0,007*Dc
	-	-	-	-
	-	-	-	-
	-	-	-	-
	-	-	-	-
	-	-	-	-
	-	-	-	-



DIN 6535 HA	DIN 6535 HB	Dc	Ds	Lc	Ln	Dn	Lt	c	z
BLC4L060A90S	-	-	6	-	-	-	57	45°	4
BLC4L080A90S	-	-	8	-	-	-	63	45°	4
BLC4L100A90S	-	-	10	-	-	-	72	45°	4
BLC4L120A90S	-	-	12	-	-	-	83	45°	4

Vc	P1	P2	P3	H1	H2	H3	K1	K2	M1	M2	S1	S2	N1	N2	G
	180	100	80	60	-	-	140	100	90	80	-	70	-	-	-





	Ap [min]	Ap [max]	c	fz
	-	-	45°	0,010*Dc
	-	-	-	-
	-	-	-	-
	-	-	-	-
	-	-	-	-
	-	-	-	-
	-	-	-	-



DIN 6535 HA	DIN 6535 HB	Dc	Ds	Lc	Ln	Dn	Lt	c	z
BLC4L060A60S	-	-	6	-	-	-	57	30°	4
BLC4L080A60S	-	-	8	-	-	-	63	30°	4
BLC4L100A60S	-	-	10	-	-	-	72	30°	4
BLC4L120A60S	-	-	12	-	-	-	83	30°	4

	P1	P2	P3	H1	H2	H3	K1	K2	M1	M2	S1	S2	N1	N2	G
Vc	180	100	80	60	-	-	140	100	90	80	-	70	-	-	-




	Ap [min]	Ap [max]	c	fz
	-	-	30°	0,007*Dc
	-	-	-	-
	-	-	-	-
	-	-	-	-
	-	-	-	-
	-	-	-	-
	-	-	-	-



DIN 6535 HA	DIN 6535 HB	Dc	Ds	Lc	Ln	Dn	Lt	r	z
BLC4L060C05	-	5,0	6	-	-	-	57	0,5	4
BLC4L060C10	-	4,0	6	-	-	-	57	1,0	4
BLC4L080C15	-	5,0	8	-	-	-	63	1,5	4
BLC4L080C20	-	4,0	8	-	-	-	63	2,0	4
BLC4L100C25	-	5,0	10	-	-	-	72	2,5	4
BLC4L100C30	-	4,0	10	-	-	-	72	3,0	4
BLC4L120C35	-	5,0	12	-	-	-	83	3,5	4
BLC4L120C40	-	4,0	12	-	-	-	83	4,0	4
BLC4L140C50	-	4,0	14	-	-	-	83	5,0	4

	P1	P2	P3	H1	H2	H3	K1	K2	M1	M2	S1	S2	N1	N2	G
Vc	180	100	80	60	-	-	140	100	90	80	-	70	-	-	-



	Ap [min]	Ap [max]	r	fz
	-	-	0,5-5,0	0,0085*Dc
	-	-	-	-
	-	-	-	-
	-	-	-	-
	-	-	-	-
	-	-	-	-
	-	-	-	-

DRILLS

NL Boren | DE Bohrer | FR Forets

I S O - P + K

UNCOATED DRILLS

^{NL} Boren | ^{DE} Bohrer | ^{FR} Forets




- ① FLDC2Sxxxx30S
- ② FLDC2Lxxxx30S
- ③ FLDC2SxxxxA90
- ④ FLDC2SxxxxA120
- ⑤ FLDC2SxxxxA142

- ① 154-157
- ② 158-161
- ③ 162-163
- ④ 164-165
- ⑤ 166-167



DIN 6535 HA	DIN 6535 HE	Dc	Ds	Ls	Ln	Dn	Lt	r/c	z
FLDC2S015030S	-	1,5	1,5	9	-	-	32	-	2
FLDC2S016030S	-	1,6	1,6	10	-	-	34	-	2
FLDC2S020030S	-	2,0	2,0	12	-	-	38	-	2
FLDC2S021030S	-	2,1	2,1	12	-	-	38	-	2
FLDC2S022030S	-	2,2	2,2	13	-	-	40	-	2
FLDC2S023030S	-	2,3	2,3	13	-	-	40	-	2
FLDC2S024030S	-	2,4	2,4	14	-	-	43	-	2
FLDC2S025030S	-	2,5	2,5	14	-	-	43	-	2
FLDC2S026030S	-	2,6	2,6	14	-	-	43	-	2
FLDC2S027030S	-	2,7	2,7	16	-	-	46	-	2
FLDC2S028030S	-	2,8	2,8	16	-	-	46	-	2
FLDC2S029030S	-	2,9	2,9	16	-	-	46	-	2
FLDC2S030030S	-	3,0	3,0	16	-	-	46	-	2
FLDC2S031030S	-	3,1	3,1	18	-	-	49	-	2
FLDC2S032030S	-	3,2	3,2	18	-	-	49	-	2
FLDC2S033030S	-	3,3	3,3	18	-	-	49	-	2
FLDC2S034030S	-	3,4	3,4	20	-	-	52	-	2
FLDC2S035030S	-	3,5	3,5	20	-	-	52	-	2
FLDC2S036030S	-	3,6	3,6	20	-	-	52	-	2
FLDC2S037030S	-	3,7	3,7	20	-	-	52	-	2
FLDC2S038030S	-	3,8	3,8	22	-	-	55	-	2
FLDC2S039030S	-	3,9	3,9	22	-	-	55	-	2
FLDC2S040030S	-	4,0	4,0	22	-	-	55	-	2
FLDC2S041030S	-	4,1	4,1	22	-	-	55	-	2
FLDC2S042030S	-	4,2	4,2	22	-	-	55	-	2
FLDC2S043030S	-	4,3	4,3	24	-	-	58	-	2
FLDC2S044030S	-	4,4	4,4	24	-	-	58	-	2
FLDC2S045030S	-	4,5	4,5	24	-	-	58	-	2
FLDC2S046030S	-	4,6	4,6	24	-	-	58	-	2
FLDC2S047030S	-	4,7	4,7	24	-	-	58	-	2
FLDC2S048030S	-	4,8	4,8	26	-	-	62	-	2
FLDC2S049030S	-	4,9	4,9	26	-	-	62	-	2

	P1	P2	P3	H1	H2	H3	K1	K2	M1	M2	S1	S2	N1	N2	G
Vc	80	70	-	-	-	-	90	80	-	-	-	-	200	160	-




fn	P1	P2	P3	H1	H2	H3	K1	K2	M1	M2	S1	S2	N1	N2	G
Ø0,1-2	0,080	0,063	-	-	-	-	0,125	0,100	-	-	-	-	0,125	0,100	-
Ø2,1-2,5	0,100	0,080	-	-	-	-	0,160	0,125	-	-	-	-	0,160	0,125	-
Ø2,6-3	0,125	0,100	-	-	-	-	0,160	0,160	-	-	-	-	0,160	0,160	-
Ø3,1-4	0,160	0,125	-	-	-	-	0,200	0,200	-	-	-	-	0,200	0,200	-
Ø4,1-5	0,160	0,125	-	-	-	-	0,250	0,200	-	-	-	-	0,250	0,200	-
Ø5,1-6	0,200	0,160	-	-	-	-	0,315	0,250	-	-	-	-	0,315	0,250	-
Ø6,1-8	0,250	0,200	-	-	-	-	0,315	0,315	-	-	-	-	0,315	0,315	-
Ø8,1-10	0,315	0,250	-	-	-	-	0,400	0,400	-	-	-	-	0,400	0,400	-
Ø10,1-12	0,315	0,250	-	-	-	-	0,500	0,400	-	-	-	-	0,500	0,400	-
Ø12,1-16	-	-	-	-	-	-	-	-	-	-	-	-	-	-	-
Ø16,1-20	-	-	-	-	-	-	-	-	-	-	-	-	-	-	-



DIN 6535 HA	DIN 6535 HE	Dc	Ds	Ls	Ln	Dn	Lt	r/c	z
FLDC2S050030S	-	5,0	5,0	26	-	-	62	-	2
FLDC2S052030S	-	5,2	5,2	26	-	-	62	-	2
FLDC2S055030S	-	5,5	5,5	28	-	-	66	-	2
FLDC2S058030S	-	5,8	5,8	28	-	-	66	-	2
FLDC2S060030S	-	6,0	6,0	28	-	-	66	-	2
FLDC2S065030S	-	6,5	6,5	31	-	-	70	-	2
FLDC2S068030S	-	6,8	6,8	34	-	-	74	-	2
FLDC2S070030S	-	7,0	7,0	34	-	-	74	-	2
FLDC2S075030S	-	7,5	7,5	34	-	-	74	-	2
FLDC2S080030S	-	8,0	8,0	37	-	-	79	-	2
FLDC2S085030S	-	8,5	8,5	37	-	-	79	-	2
FLDC2S088030S	-	8,8	8,8	40	-	-	84	-	2
FLDC2S090030S	-	9,0	9,0	40	-	-	84	-	2
FLDC2S095030S	-	9,5	9,5	40	-	-	84	-	2
FLDC2S100030S	-	10,0	10,0	43	-	-	89	-	2
FLDC2S102030S	-	10,2	10,2	43	-	-	89	-	2
FLDC2S105030S	-	10,5	10,5	43	-	-	89	-	2
FLDC2S110030S	-	11,0	11,0	47	-	-	95	-	2
FLDC2S115030S	-	11,5	11,5	47	-	-	95	-	2
FLDC2S120030S	-	12,0	12,0	51	-	-	102	-	2

	P1	P2	P3	H1	H2	H3	K1	K2	M1	M2	S1	S2	N1	N2	G
Vc	80	70	-	-	-	-	90	80	-	-	-	-	200	160	-




fn	P1	P2	P3	H1	H2	H3	K1	K2	M1	M2	S1	S2	N1	N2	G
Ø0,1-2	0,080	0,063	-	-	-	-	0,125	0,100	-	-	-	-	0,125	0,100	-
Ø2,1-2,5	0,100	0,080	-	-	-	-	0,160	0,125	-	-	-	-	0,160	0,125	-
Ø2,6-3	0,125	0,100	-	-	-	-	0,160	0,160	-	-	-	-	0,160	0,160	-
Ø3,1-4	0,160	0,125	-	-	-	-	0,200	0,200	-	-	-	-	0,200	0,200	-
Ø4,1-5	0,160	0,125	-	-	-	-	0,250	0,200	-	-	-	-	0,250	0,200	-
Ø5,1-6	0,200	0,160	-	-	-	-	0,315	0,250	-	-	-	-	0,315	0,250	-
Ø6,1-8	0,250	0,200	-	-	-	-	0,315	0,315	-	-	-	-	0,315	0,315	-
Ø8,1-10	0,315	0,250	-	-	-	-	0,400	0,400	-	-	-	-	0,400	0,400	-
Ø10,1-12	0,315	0,250	-	-	-	-	0,500	0,400	-	-	-	-	0,500	0,400	-
Ø12,1-16	-	-	-	-	-	-	-	-	-	-	-	-	-	-	-
Ø16,1-20	-	-	-	-	-	-	-	-	-	-	-	-	-	-	-



DIN 6535 HA	DIN 6535 HE	Dc	Ds	Ls	Ln	Dn	Lt	r/c	z
FLDC2L020030S	-	2,0	2,0	24	-	-	49	-	2
FLDC2L021030S	-	2,1	2,1	24	-	-	49	-	2
FLDC2L022030S	-	2,2	2,2	27	-	-	53	-	2
FLDC2L023030S	-	2,3	2,3	27	-	-	53	-	2
FLDC2L024030S	-	2,4	2,4	30	-	-	57	-	2
FLDC2L025030S	-	2,5	2,5	30	-	-	57	-	2
FLDC2L026030S	-	2,6	2,6	30	-	-	57	-	2
FLDC2L027030S	-	2,7	2,7	33	-	-	61	-	2
FLDC2L028030S	-	2,8	2,8	33	-	-	61	-	2
FLDC2L029030S	-	2,9	2,9	33	-	-	61	-	2
FLDC2L030030S	-	3,0	3,0	33	-	-	61	-	2
FLDC2L031030S	-	3,1	3,1	36	-	-	65	-	2
FLDC2L032030S	-	3,2	3,2	36	-	-	65	-	2
FLDC2L033030S	-	3,3	3,3	36	-	-	65	-	2
FLDC2L034030S	-	3,4	3,4	39	-	-	70	-	2
FLDC2L035030S	-	3,5	3,5	39	-	-	70	-	2
FLDC2L036030S	-	3,6	3,6	39	-	-	70	-	2
FLDC2L037030S	-	3,7	3,7	39	-	-	70	-	2
FLDC2L038030S	-	3,8	3,8	43	-	-	75	-	2
FLDC2L039030S	-	3,9	3,9	43	-	-	75	-	2
FLDC2L040030S	-	4,0	4,0	43	-	-	75	-	2
FLDC2L041030S	-	4,1	4,1	43	-	-	75	-	2
FLDC2L042030S	-	4,2	4,2	43	-	-	75	-	2
FLDC2L043030S	-	4,3	4,3	47	-	-	80	-	2
FLDC2L044030S	-	4,4	4,4	47	-	-	80	-	2
FLDC2L045030S	-	4,5	4,5	47	-	-	80	-	2
FLDC2L046030S	-	4,6	4,6	47	-	-	80	-	2
FLDC2L047030S	-	4,7	4,7	47	-	-	80	-	2
FLDC2L048030S	-	4,8	4,8	52	-	-	86	-	2
FLDC2L049030S	-	4,9	4,9	52	-	-	86	-	2
FLDC2L050030S	-	5,0	5,0	52	-	-	86	-	2
FLDC2L055030S	-	5,5	5,5	57	-	-	93	-	2

Vc	P1	P2	P3	H1	H2	H3	K1	K2	M1	M2	S1	S2	N1	N2	G
	80	70	-	-	-	-	90	70	-	-	-	-	200	160	-





fn	P1	P2	P3	H1	H2	H3	K1	K2	M1	M2	S1	S2	N1	N2	G
Ø0,1-2	0,080	0,063	-	-	-	-	0,125	0,100	-	-	-	-	0,125	0,100	-
Ø2,1-2,5	0,100	0,080	-	-	-	-	0,160	0,125	-	-	-	-	0,160	0,125	-
Ø2,6-3	0,125	0,100	-	-	-	-	0,160	0,160	-	-	-	-	0,160	0,160	-
Ø3,1-4	0,160	0,125	-	-	-	-	0,200	0,200	-	-	-	-	0,200	0,200	-
Ø4,1-5	0,160	0,125	-	-	-	-	0,250	0,200	-	-	-	-	0,250	0,200	-
Ø5,1-6	0,200	0,160	-	-	-	-	0,315	0,250	-	-	-	-	0,315	0,250	-
Ø6,1-8	0,250	0,200	-	-	-	-	0,315	0,315	-	-	-	-	0,315	0,315	-
Ø8,1-10	0,315	0,250	-	-	-	-	0,400	0,400	-	-	-	-	0,400	0,400	-
Ø10,1-12	0,315	0,250	-	-	-	-	0,500	0,400	-	-	-	-	0,500	0,400	-
Ø12,1-16	-	-	-	-	-	-	-	-	-	-	-	-	-	-	-
Ø16,1-20	-	-	-	-	-	-	-	-	-	-	-	-	-	-	-



DIN 6535 HA	DIN 6535 HE	Dc	Ds	Ls	Ln	Dn	Lt	r/c	z
FLDC2L060030S	-	6,0	6,0	57	-	-	93	-	2
FLDC2L065030S	-	6,5	6,5	63	-	-	101	-	2
FLDC2L068030S	-	6,8	6,8	69	-	-	109	-	2
FLDC2L070030S	-	7,0	7,0	69	-	-	109	-	2
FLDC2L075030S	-	7,5	7,5	69	-	-	109	-	2
FLDC2L080030S	-	8,0	8,0	75	-	-	117	-	2
FLDC2L085030S	-	8,5	8,5	75	-	-	117	-	2
FLDC2L090030S	-	9,0	9,0	81	-	-	125	-	2
FLDC2L095030S	-	9,5	9,5	91	-	-	125	-	2
FLDC2L100030S	-	10,0	10,0	87	-	-	133	-	2
FLDC2L102030S	-	10,2	10,2	87	-	-	133	-	2
FLDC2L105030S	-	10,5	10,5	87	-	-	133	-	2
FLDC2L110030S	-	11,0	11,0	94	-	-	142	-	2
FLDC2L115030S	-	11,5	11,5	94	-	-	142	-	2
FLDC2L120030S	-	12,0	12,0	101	-	-	151	-	2

	P1	P2	P3	H1	H2	H3	K1	K2	M1	M2	S1	S2	N1	N2	G
Vc	80	70	-	-	-	-	90	70	-	-	-	-	200	160	-




fn	P1	P2	P3	H1	H2	H3	K1	K2	M1	M2	S1	S2	N1	N2	G
Ø0,1-2	0,080	0,063	-	-	-	-	0,125	0,100	-	-	-	-	0,125	0,100	-
Ø2,1-2,5	0,100	0,080	-	-	-	-	0,160	0,125	-	-	-	-	0,160	0,125	-
Ø2,6-3	0,125	0,100	-	-	-	-	0,160	0,160	-	-	-	-	0,160	0,160	-
Ø3,1-4	0,160	0,125	-	-	-	-	0,200	0,200	-	-	-	-	0,200	0,200	-
Ø4,1-5	0,160	0,125	-	-	-	-	0,250	0,200	-	-	-	-	0,250	0,200	-
Ø5,1-6	0,200	0,160	-	-	-	-	0,315	0,250	-	-	-	-	0,315	0,250	-
Ø6,1-8	0,250	0,200	-	-	-	-	0,315	0,315	-	-	-	-	0,315	0,315	-
Ø8,1-10	0,315	0,250	-	-	-	-	0,400	0,400	-	-	-	-	0,400	0,400	-
Ø10,1-12	0,315	0,250	-	-	-	-	0,500	0,400	-	-	-	-	0,500	0,400	-
Ø12,1-16	-	-	-	-	-	-	-	-	-	-	-	-	-	-	-
Ø16,1-20	-	-	-	-	-	-	-	-	-	-	-	-	-	-	-



DIN 6535 HA	DIN 6535 HE	Dc	Ds	Ls	Ln	Dn	Lt	r/c	z
FLDC2S0600A90	-	6,0	6	15	-	-	65	-	2
FLDC2S0800A90	-	8,0	8	20	-	-	80	-	2
FLDC2S1000A90	-	10,0	10	25	-	-	90	-	2
FLDC2S1200A90	-	12,0	12	30	-	-	100	-	2

Vc	P1	P2	P3	H1	H2	H3	K1	K2	M1	M2	S1	S2	N1	N2	G
	80	70	-	-	-	-	90	70	25	25	15	15	200	160	-






fn	P1	P2	P3	H1	H2	H3	K1	K2	M1	M2	S1	S2	N1	N2	G
Ø0,1-2	-	-	-	-	-	-	-	-	-	-	-	-	-	-	-
Ø2,1-2,5	-	-	-	-	-	-	-	-	-	-	-	-	-	-	-
Ø2,6-3	-	-	-	-	-	-	-	-	-	-	-	-	-	-	-
Ø3,1-4	-	-	-	-	-	-	-	-	-	-	-	-	-	-	-
Ø4,1-5	-	-	-	-	-	-	-	-	-	-	-	-	-	-	-
Ø5,1-6	0,200	0,160	-	-	-	-	0,315	0,250	0,100	0,080	0,100	0,080	0,250	0,315	-
Ø6,1-8	0,250	0,200	-	-	-	-	0,315	0,315	0,125	0,100	0,125	0,100	0,315	0,315	-
Ø8,1-10	0,315	0,250	-	-	-	-	0,400	0,400	0,160	0,125	0,160	0,125	0,400	0,400	-
Ø10,1-12	0,315	0,250	-	-	-	-	0,500	0,400	0,160	0,125	0,160	0,125	0,500	0,400	-
Ø12,1-16	-	-	-	-	-	-	-	-	-	-	-	-	-	-	-
Ø16,1-20	-	-	-	-	-	-	-	-	-	-	-	-	-	-	-



DIN 6535 HA	DIN 6535 HE	Dc	Ds	Ls	Ln	Dn	Lt	r/c	z
FLDC2S0600A120	-	6,0	6	15	-	-	65	-	2
FLDC2S0800A120	-	8,0	8	20	-	-	80	-	2
FLDC2S1000A120	-	10,0	10	25	-	-	90	-	2
FLDC2S1200A120	-	12,0	12	30	-	-	100	-	2

Vc	P1	P2	P3	H1	H2	H3	K1	K2	M1	M2	S1	S2	N1	N2	G
	80	70	-	-	-	-	90	70	25	25	15	15	200	160	-





 fn	P1	P2	P3	H1	H2	H3	K1	K2	M1	M2	S1	S2	N1	N2	G
Ø0,1-2	-	-	-	-	-	-	-	-	-	-	-	-	-	-	-
Ø2,1-2,5	-	-	-	-	-	-	-	-	-	-	-	-	-	-	-
Ø2,6-3	-	-	-	-	-	-	-	-	-	-	-	-	-	-	-
Ø3,1-4	-	-	-	-	-	-	-	-	-	-	-	-	-	-	-
Ø4,1-5	-	-	-	-	-	-	-	-	-	-	-	-	-	-	-
Ø5,1-6	0,200	0,160	0,125	-	-	-	0,315	0,250	0,100	0,080	0,100	0,080	0,250	0,315	-
Ø6,1-8	0,250	0,200	0,160	-	-	-	0,315	0,315	0,125	0,100	0,125	0,100	0,315	0,315	-
Ø8,1-10	0,315	0,250	0,200	-	-	-	0,400	0,400	0,160	0,125	0,160	0,125	0,400	0,400	-
Ø10,1-12	0,315	0,250	0,200	-	-	-	0,500	0,400	0,160	0,125	0,160	0,125	0,500	0,400	-
Ø12,1-16	-	-	-	-	-	-	-	-	-	-	-	-	-	-	-
Ø16,1-20	-	-	-	-	-	-	-	-	-	-	-	-	-	-	-



DIN 6535 HA	DIN 6535 HE	Dc	Ds	Ls	Ln	Dn	Lt	r/c	z
FLDC2S0600A142	-	6,0	6	15	-	-	65	-	2
FLDC2S0800A142	-	8,0	8	20	-	-	80	-	2
FLDC2S1000A142	-	10,0	10	25	-	-	90	-	2
FLDC2S1200A142	-	12,0	12	30	-	-	100	-	2

Vc	P1	P2	P3	H1	H2	H3	K1	K2	M1	M2	S1	S2	N1	N2	G
	80	70	-	-	-	-	90	70	25	25	15	15	200	160	-



 fn	P1	P2	P3	H1	H2	H3	K1	K2	M1	M2	S1	S2	N1	N2	G
Ø0,1-2	-	-	-	-	-	-	-	-	-	-	-	-	-	-	-
Ø2,1-2,5	-	-	-	-	-	-	-	-	-	-	-	-	-	-	-
Ø2,6-3	-	-	-	-	-	-	-	-	-	-	-	-	-	-	-
Ø3,1-4	-	-	-	-	-	-	-	-	-	-	-	-	-	-	-
Ø4,1-5	-	-	-	-	-	-	-	-	-	-	-	-	-	-	-
Ø5,1-6	0,200	0,160	-	-	-	-	0,315	0,250	0,100	0,080	0,100	0,080	0,250	0,315	-
Ø6,1-8	0,250	0,200	-	-	-	-	0,315	0,315	0,125	0,100	0,125	0,100	0,315	0,315	-
Ø8,1-10	0,315	0,250	-	-	-	-	0,400	0,400	0,160	0,125	0,160	0,125	0,400	0,400	-
Ø10,1-12	0,315	0,250	-	-	-	-	0,500	0,400	0,160	0,125	0,160	0,125	0,500	0,400	-
Ø12,1-16	-	-	-	-	-	-	-	-	-	-	-	-	-	-	-
Ø16,1-20	-	-	-	-	-	-	-	-	-	-	-	-	-	-	-

Notes

TiAlN DRILLS

^{NL}TiAlN Boren | ^{DE}TiAlN Bohrer | ^{FR}Forets TiAlN

Dc
3-20

TiAlN

140°





- | | | | | | |
|---------------------|-----------|---------------------|-----------|---------------------|-----------|
| ① BLDC203Dxxxx30S | □ 170-179 | ③ BLDC205Dxxxx30S | □ 190-199 | ⑤ BLDC208Dxxxx30SIK | □ 210-217 |
| ② BLDC203Dxxxx30SIK | □ 180-189 | ④ BLDC205Dxxxx30SIK | □ 200-209 | ⑥ BLDC212Dxxxx30SIK | □ 218-225 |



DIN 6535 HA	DIN 6535 HE	Dc	Ds	Ls	Ln	Dn	Lt	r/c	z
BLDC203D030030S	BLDE203D030030S	3,0	6	20	-	-	62	-	2
BLDC203D031030S	BLDE203D031030S	3,1	6	20	-	-	62	-	2
BLDC203D032030S	BLDE203D032030S	3,2	6	20	-	-	62	-	2
BLDC203D033030S	BLDE203D033030S	3,3	6	20	-	-	62	-	2
BLDC203D034030S	BLDE203D034030S	3,4	6	20	-	-	62	-	2
BLDC203D035030S	BLDE203D035030S	3,5	6	20	-	-	62	-	2
BLDC203D036030S	BLDE203D036030S	3,6	6	20	-	-	62	-	2
BLDC203D037030S	BLDE203D037030S	3,7	6	20	-	-	62	-	2
BLDC203D038030S	BLDE203D038030S	3,8	6	24	-	-	66	-	2
BLDC203D039030S	BLDE203D039030S	3,9	6	24	-	-	66	-	2
BLDC203D040030S	BLDE203D040030S	4,0	6	24	-	-	66	-	2
BLDC203D041030S	BLDE203D041030S	4,1	6	24	-	-	66	-	2
BLDC203D042030S	BLDE203D042030S	4,2	6	24	-	-	66	-	2
BLDC203D043030S	BLDE203D043030S	4,3	6	24	-	-	66	-	2
BLDC203D044030S	BLDE203D044030S	4,4	6	24	-	-	66	-	2
BLDC203D045030S	BLDE203D045030S	4,5	6	24	-	-	66	-	2
BLDC203D046030S	BLDE203D046030S	4,6	6	24	-	-	66	-	2
BLDC203D046530S	BLDE203D046530S	4,65	6	24	-	-	66	-	2
BLDC203D047030S	BLDE203D047030S	4,7	6	24	-	-	66	-	2
BLDC203D048030S	BLDE203D048030S	4,8	6	28	-	-	66	-	2
BLDC203D049030S	BLDE203D049030S	4,9	6	28	-	-	66	-	2
BLDC203D050030S	BLDE203D050030S	5,0	6	28	-	-	66	-	2
BLDC203D051030S	BLDE203D051030S	5,1	6	28	-	-	66	-	2
BLDC203D052030S	BLDE203D052030S	5,2	6	28	-	-	66	-	2
BLDC203D053030S	BLDE203D053030S	5,3	6	28	-	-	66	-	2
BLDC203D054030S	BLDE203D054030S	5,4	6	28	-	-	66	-	2
BLDC203D055030S	BLDE203D055030S	5,5	6	28	-	-	66	-	2
BLDC203D055530S	BLDE203D055530S	5,55	6	28	-	-	66	-	2
BLDC203D056030S	BLDE203D056030S	5,6	6	28	-	-	66	-	2
BLDC203D057030S	BLDE203D057030S	5,7	6	28	-	-	66	-	2
BLDC203D058030S	BLDE203D058030S	5,8	6	28	-	-	66	-	2
BLDC203D059030S	BLDE203D059030S	5,9	6	28	-	-	66	-	2

	P1	P2	P3	H1	H2	H3	K1	K2	M1	M2	S1	S2	N1	N2	G
Vc	140	120	90	-	-	-	200	160	50	50	-	40	-	-	-





 fn	P1	P2	P3	H1	H2	H3	K1	K2	M1	M2	S1	S2	N1	N2	G
Ø0,1-2	-	-	-	-	-	-	-	-	-	-	-	-	-	-	-
Ø2,1-2,5	-	-	-	-	-	-	-	-	-	-	-	-	-	-	-
Ø2,6-3	0,125	0,100	0,080	-	-	-	0,160	0,160	0,063	0,050	-	0,050	-	-	-
Ø3,1-4	0,160	0,125	0,100	-	-	-	0,200	0,200	0,080	0,063	-	0,063	-	-	-
Ø4,1-5	0,160	0,125	0,100	-	-	-	0,250	0,200	0,080	0,063	-	0,063	-	-	-
Ø5,1-6	0,200	0,160	0,125	-	-	-	0,315	0,250	0,100	0,080	-	0,080	-	-	-
Ø6,1-8	0,250	0,200	0,160	-	-	-	0,315	0,315	0,125	0,100	-	0,100	-	-	-
Ø8,1-10	0,315	0,250	0,200	-	-	-	0,400	0,400	0,160	0,125	-	0,125	-	-	-
Ø10,1-12	0,315	0,250	0,200	-	-	-	0,500	0,400	0,160	0,125	-	0,125	-	-	-
Ø12,1-16	0,400	0,315	0,250	-	-	-	0,630	0,500	0,200	0,160	-	0,160	-	-	-
Ø16,1-20	0,500	0,400	0,315	-	-	-	0,630	0,630	0,250	0,200	-	0,200	-	-	-



DIN 6535 HA	DIN 6535 HE	Dc	Ds	Ls	Ln	Dn	Lt	r/c	z
BLDC203D060030S	BLDE203D060030S	6,0	6	28	-	-	66	-	2
BLDC203D061030S	BLDE203D061030S	6,1	8	34	-	-	79	-	2
BLDC203D062030S	BLDE203D062030S	6,2	8	34	-	-	79	-	2
BLDC203D063030S	BLDE203D063030S	6,3	8	34	-	-	79	-	2
BLDC203D064030S	BLDE203D064030S	6,4	8	34	-	-	79	-	2
BLDC203D065030S	BLDE203D065030S	6,5	8	34	-	-	79	-	2
BLDC203D066030S	BLDE203D066030S	6,6	8	34	-	-	79	-	2
BLDC203D067030S	BLDE203D067030S	6,7	8	34	-	-	79	-	2
BLDC203D068030S	BLDE203D068030S	6,8	8	34	-	-	79	-	2
BLDC203D069030S	BLDE203D069030S	6,9	8	34	-	-	79	-	2
BLDC203D070030S	BLDE203D070030S	7,0	8	34	-	-	79	-	2
BLDC203D071030S	BLDE203D071030S	7,1	8	41	-	-	79	-	2
BLDC203D072030S	BLDE203D072030S	7,2	8	41	-	-	79	-	2
BLDC203D073030S	BLDE203D073030S	7,3	8	41	-	-	79	-	2
BLDC203D074030S	BLDE203D074030S	7,4	8	41	-	-	79	-	2
BLDC203D075030S	BLDE203D075030S	7,5	8	41	-	-	79	-	2
BLDC203D076030S	BLDE203D076030S	7,6	8	41	-	-	79	-	2
BLDC203D077030S	BLDE203D077030S	7,7	8	41	-	-	79	-	2
BLDC203D078030S	BLDE203D078030S	7,8	8	41	-	-	79	-	2
BLDC203D079030S	BLDE203D079030S	7,9	8	41	-	-	79	-	2
BLDC203D080030S	BLDE203D080030S	8,0	8	41	-	-	79	-	2
BLDC203D081030S	BLDE203D081030S	8,1	10	47	-	-	89	-	2
BLDC203D082030S	BLDE203D082030S	8,2	10	47	-	-	89	-	2
BLDC203D083030S	BLDE203D083030S	8,3	10	47	-	-	89	-	2
BLDC203D084030S	BLDE203D084030S	8,4	10	47	-	-	89	-	2
BLDC203D085030S	BLDE203D085030S	8,5	10	47	-	-	89	-	2
BLDC203D086030S	BLDE203D086030S	8,6	10	47	-	-	89	-	2
BLDC203D087030S	BLDE203D087030S	8,7	10	47	-	-	89	-	2
BLDC203D088030S	BLDE203D088030S	8,8	10	47	-	-	89	-	2
BLDC203D089030S	BLDE203D089030S	8,9	10	47	-	-	89	-	2
BLDC203D090030S	BLDE203D090030S	9,0	10	47	-	-	89	-	2
BLDC203D091030S	BLDE203D091030S	9,1	10	47	-	-	89	-	2

	P1	P2	P3	H1	H2	H3	K1	K2	M1	M2	S1	S2	N1	N2	G
Vc	140	120	90	-	-	-	200	160	50	50	-	40	-	-	-





 fn	P1	P2	P3	H1	H2	H3	K1	K2	M1	M2	S1	S2	N1	N2	G
Ø0,1-2	-	-	-	-	-	-	-	-	-	-	-	-	-	-	-
Ø2,1-2,5	-	-	-	-	-	-	-	-	-	-	-	-	-	-	-
Ø2,6-3	0,125	0,100	0,080	-	-	-	0,160	0,160	0,063	0,050	-	0,050	-	-	-
Ø3,1-4	0,160	0,125	0,100	-	-	-	0,200	0,200	0,080	0,063	-	0,063	-	-	-
Ø4,1-5	0,160	0,125	0,100	-	-	-	0,250	0,200	0,080	0,063	-	0,063	-	-	-
Ø5,1-6	0,200	0,160	0,125	-	-	-	0,315	0,250	0,100	0,080	-	0,080	-	-	-
Ø6,1-8	0,250	0,200	0,160	-	-	-	0,315	0,315	0,125	0,100	-	0,100	-	-	-
Ø8,1-10	0,315	0,250	0,200	-	-	-	0,400	0,400	0,160	0,125	-	0,125	-	-	-
Ø10,1-12	0,315	0,250	0,200	-	-	-	0,500	0,400	0,160	0,125	-	0,125	-	-	-
Ø12,1-16	0,400	0,315	0,250	-	-	-	0,630	0,500	0,200	0,160	-	0,160	-	-	-
Ø16,1-20	0,500	0,400	0,315	-	-	-	0,630	0,630	0,250	0,200	-	0,200	-	-	-



DIN 6535 HA	DIN 6535 HE	Dc	Ds	Ls	Ln	Dn	Lt	r/c	z
BLDC203D092030S	BLDE203D092030S	9,2	10	47	-	-	89	-	2
BLDC203D093030S	BLDE203D093030S	9,3	10	47	-	-	89	-	2
BLDC203D094030S	BLDE203D094030S	9,4	10	47	-	-	89	-	2
BLDC203D095030S	BLDE203D095030S	9,5	10	47	-	-	89	-	2
BLDC203D096030S	BLDE203D096030S	9,6	10	47	-	-	89	-	2
BLDC203D097030S	BLDE203D097030S	9,7	10	47	-	-	89	-	2
BLDC203D098030S	BLDE203D098030S	9,8	10	47	-	-	89	-	2
BLDC203D099030S	BLDE203D099030S	9,9	10	47	-	-	89	-	2
BLDC203D100030S	BLDE203D100030S	10,0	10	47	-	-	89	-	2
BLDC203D101030S	BLDE203D101030S	10,1	12	55	-	-	102	-	2
BLDC203D102030S	BLDE203D102030S	10,2	12	55	-	-	102	-	2
BLDC203D103030S	BLDE203D103030S	10,3	12	55	-	-	102	-	2
BLDC203D104030S	BLDE203D104030S	10,4	12	55	-	-	102	-	2
BLDC203D105030S	BLDE203D105030S	10,5	12	55	-	-	102	-	2
BLDC203D106030S	BLDE203D106030S	10,6	12	55	-	-	102	-	2
BLDC203D107030S	BLDE203D107030S	10,7	12	55	-	-	102	-	2
BLDC203D108030S	BLDE203D108030S	10,8	12	55	-	-	102	-	2
BLDC203D109030S	BLDE203D109030S	10,9	12	55	-	-	102	-	2
BLDC203D110030S	BLDE203D110030S	11,0	12	55	-	-	102	-	2
BLDC203D111030S	BLDE203D111030S	11,1	12	55	-	-	102	-	2
BLDC203D112030S	BLDE203D112030S	11,2	12	55	-	-	102	-	2
BLDC203D113030S	BLDE203D113030S	11,3	12	55	-	-	102	-	2
BLDC203D114030S	BLDE203D114030S	11,4	12	55	-	-	102	-	2
BLDC203D115030S	BLDE203D115030S	11,5	12	55	-	-	102	-	2
BLDC203D116030S	BLDE203D116030S	11,6	12	55	-	-	102	-	2
BLDC203D117030S	BLDE203D117030S	11,7	12	55	-	-	102	-	2
BLDC203D118030S	BLDE203D118030S	11,8	12	55	-	-	102	-	2
BLDC203D119030S	BLDE203D119030S	11,9	12	55	-	-	102	-	2
BLDC203D120030S	BLDE203D120030S	12,0	12	55	-	-	102	-	2
BLDC203D121030S	BLDE203D121030S	12,1	14	60	-	-	107	-	2
BLDC203D122030S	BLDE203D122030S	12,2	14	60	-	-	107	-	2
BLDC203D123030S	BLDE203D123030S	12,3	14	60	-	-	107	-	2

	P1	P2	P3	H1	H2	H3	K1	K2	M1	M2	S1	S2	N1	N2	G
Vc	140	120	90	-	-	-	200	160	50	50	-	40	-	-	-





 fn	P1	P2	P3	H1	H2	H3	K1	K2	M1	M2	S1	S2	N1	N2	G
Ø0,1-2	-	-	-	-	-	-	-	-	-	-	-	-	-	-	-
Ø2,1-2,5	-	-	-	-	-	-	-	-	-	-	-	-	-	-	-
Ø2,6-3	0,125	0,100	0,080	-	-	-	0,160	0,160	0,063	0,050	-	0,050	-	-	-
Ø3,1-4	0,160	0,125	0,100	-	-	-	0,200	0,200	0,080	0,063	-	0,063	-	-	-
Ø4,1-5	0,160	0,125	0,100	-	-	-	0,250	0,200	0,080	0,063	-	0,063	-	-	-
Ø5,1-6	0,200	0,160	0,125	-	-	-	0,315	0,250	0,100	0,080	-	0,080	-	-	-
Ø6,1-8	0,250	0,200	0,160	-	-	-	0,315	0,315	0,125	0,100	-	0,100	-	-	-
Ø8,1-10	0,315	0,250	0,200	-	-	-	0,400	0,400	0,160	0,125	-	0,125	-	-	-
Ø10,1-12	0,315	0,250	0,200	-	-	-	0,500	0,400	0,160	0,125	-	0,125	-	-	-
Ø12,1-16	0,400	0,315	0,250	-	-	-	0,630	0,500	0,200	0,160	-	0,160	-	-	-
Ø16,1-20	0,500	0,400	0,315	-	-	-	0,630	0,630	0,250	0,200	-	0,200	-	-	-



DIN 6535 HA	DIN 6535 HE	Dc	Ds	Ls	Ln	Dn	Lt	r/c	z
BLDC203D124030S	BLDE203D124030S	12,4	14	60	-	-	107	-	2
BLDC203D125030S	BLDE203D125030S	12,5	14	60	-	-	107	-	2
BLDC203D126030S	BLDE203D126030S	12,6	14	60	-	-	107	-	2
BLDC203D127030S	BLDE203D127030S	12,7	14	60	-	-	107	-	2
BLDC203D128030S	BLDE203D128030S	12,8	14	60	-	-	107	-	2
BLDC203D129030S	BLDE203D129030S	12,9	14	60	-	-	107	-	2
BLDC203D130030S	BLDE203D130030S	13,0	14	60	-	-	107	-	2
BLDC203D131030S	BLDE203D131030S	13,1	14	60	-	-	107	-	2
BLDC203D132030S	BLDE203D132030S	13,2	14	60	-	-	107	-	2
BLDC203D133030S	BLDE203D133030S	13,3	14	60	-	-	107	-	2
BLDC203D134030S	BLDE203D134030S	13,4	14	60	-	-	107	-	2
BLDC203D135030S	BLDE203D135030S	13,5	14	60	-	-	107	-	2
BLDC203D136030S	BLDE203D136030S	13,6	14	60	-	-	107	-	2
BLDC203D137030S	BLDE203D137030S	13,7	14	60	-	-	107	-	2
BLDC203D138030S	BLDE203D138030S	13,8	14	60	-	-	107	-	2
BLDC203D139030S	BLDE203D139030S	13,9	14	60	-	-	107	-	2
BLDC203D140030S	BLDE203D140030S	14,0	14	60	-	-	107	-	2
BLDC203D141030S	BLDE203D141030S	14,1	16	65	-	-	115	-	2
BLDC203D142030S	BLDE203D142030S	14,2	16	65	-	-	115	-	2
BLDC203D143030S	BLDE203D143030S	14,3	16	65	-	-	115	-	2
BLDC203D144030S	BLDE203D144030S	14,4	16	65	-	-	115	-	2
BLDC203D145030S	BLDE203D145030S	14,5	16	65	-	-	115	-	2
BLDC203D146030S	BLDE203D146030S	14,6	16	65	-	-	115	-	2
BLDC203D147030S	BLDE203D147030S	14,7	16	65	-	-	115	-	2
BLDC203D148030S	BLDE203D148030S	14,8	16	65	-	-	115	-	2
BLDC203D149030S	BLDE203D149030S	14,9	16	65	-	-	115	-	2
BLDC203D150030S	BLDE203D150030S	15,0	16	65	-	-	115	-	2
BLDC203D151030S	BLDE203D151030S	15,1	16	65	-	-	115	-	2
BLDC203D152030S	BLDE203D152030S	15,2	16	65	-	-	115	-	2
BLDC203D153030S	BLDE203D153030S	15,3	16	65	-	-	115	-	2
BLDC203D154030S	BLDE203D154030S	15,4	16	65	-	-	115	-	2
BLDC203D155030S	BLDE203D155030S	15,5	16	65	-	-	115	-	2

	P1	P2	P3	H1	H2	H3	K1	K2	M1	M2	S1	S2	N1	N2	G
Vc	140	120	90	-	-	-	200	160	50	50	-	40	-	-	-





 fn	P1	P2	P3	H1	H2	H3	K1	K2	M1	M2	S1	S2	N1	N2	G
Ø0,1-2	-	-	-	-	-	-	-	-	-	-	-	-	-	-	-
Ø2,1-2,5	-	-	-	-	-	-	-	-	-	-	-	-	-	-	-
Ø2,6-3	0,125	0,100	0,080	-	-	-	0,160	0,160	0,063	0,050	-	0,050	-	-	-
Ø3,1-4	0,160	0,125	0,100	-	-	-	0,200	0,200	0,080	0,063	-	0,063	-	-	-
Ø4,1-5	0,160	0,125	0,100	-	-	-	0,250	0,200	0,080	0,063	-	0,063	-	-	-
Ø5,1-6	0,200	0,160	0,125	-	-	-	0,315	0,250	0,100	0,080	-	0,080	-	-	-
Ø6,1-8	0,250	0,200	0,160	-	-	-	0,315	0,315	0,125	0,100	-	0,100	-	-	-
Ø8,1-10	0,315	0,250	0,200	-	-	-	0,400	0,400	0,160	0,125	-	0,125	-	-	-
Ø10,1-12	0,315	0,250	0,200	-	-	-	0,500	0,400	0,160	0,125	-	0,125	-	-	-
Ø12,1-16	0,400	0,315	0,250	-	-	-	0,630	0,500	0,200	0,160	-	0,160	-	-	-
Ø16,1-20	0,500	0,400	0,315	-	-	-	0,630	0,630	0,250	0,200	-	0,200	-	-	-



DIN 6535 HA	DIN 6535 HE	Dc	Ds	Ls	Ln	Dn	Lt	r/c	z
BLDC203D156030S	BLDE203D156030S	15,6	16	-	115	65	-	-	2
BLDC203D157030S	BLDE203D157030S	15,7	16	-	115	65	-	-	2
BLDC203D158030S	BLDE203D158030S	15,8	16	-	115	65	-	-	2
BLDC203D159030S	BLDE203D159030S	15,9	16	-	115	65	-	-	2
BLDC203D160030S	BLDE203D160030S	16,0	16	-	115	65	-	-	2
BLDC203D165030S	BLDE203D165030S	16,5	18	-	123	73	-	-	2
BLDC203D167030S	BLDE203D167030S	16,7	18	-	123	73	-	-	2
BLDC203D169030S	BLDE203D169030S	16,9	18	-	123	73	-	-	2
BLDC203D170030S	BLDE203D170030S	17,0	18	-	123	73	-	-	2
BLDC203D175030S	BLDE203D175030S	17,5	18	-	123	73	-	-	2
BLDC203D177030S	BLDE203D177030S	17,7	18	-	123	73	-	-	2
BLDC203D179030S	BLDE203D179030S	17,9	18	-	123	73	-	-	2
BLDC203D180030S	BLDE203D180030S	18,0	18	-	123	73	-	-	2
BLDC203D185030S	BLDE203D185030S	18,5	20	-	131	79	-	-	2
BLDC203D187030S	BLDE203D187030S	18,7	20	-	131	79	-	-	2
BLDC203D189030S	BLDE203D189030S	18,9	20	-	131	79	-	-	2
BLDC203D190030S	BLDE203D190030S	19,0	20	-	131	79	-	-	2
BLDC203D195030S	BLDE203D195030S	19,5	20	-	131	79	-	-	2
BLDC203D197030S	BLDE203D197030S	19,7	20	-	131	79	-	-	2
BLDC203D199030S	BLDE203D199030S	19,9	20	-	131	79	-	-	2
BLDC203D200030S	BLDE203D200030S	20,0	20	-	131	79	-	-	2

	P1	P2	P3	H1	H2	H3	K1	K2	M1	M2	S1	S2	N1	N2	G
Vc	140	120	90	-	-	-	200	160	50	50	-	40	-	-	-




 fn	P1	P2	P3	H1	H2	H3	K1	K2	M1	M2	S1	S2	N1	N2	G
Ø0,1-2	-	-	-	-	-	-	-	-	-	-	-	-	-	-	-
Ø2,1-2,5	-	-	-	-	-	-	-	-	-	-	-	-	-	-	-
Ø2,6-3	0,125	0,100	0,080	-	-	-	0,160	0,160	0,063	0,050	-	0,050	-	-	-
Ø3,1-4	0,160	0,125	0,100	-	-	-	0,200	0,200	0,080	0,063	-	0,063	-	-	-
Ø4,1-5	0,160	0,125	0,100	-	-	-	0,250	0,200	0,080	0,063	-	0,063	-	-	-
Ø5,1-6	0,200	0,160	0,125	-	-	-	0,315	0,250	0,100	0,080	-	0,080	-	-	-
Ø6,1-8	0,250	0,200	0,160	-	-	-	0,315	0,315	0,125	0,100	-	0,100	-	-	-
Ø8,1-10	0,315	0,250	0,200	-	-	-	0,400	0,400	0,160	0,125	-	0,125	-	-	-
Ø10,1-12	0,315	0,250	0,200	-	-	-	0,500	0,400	0,160	0,125	-	0,125	-	-	-
Ø12,1-16	0,400	0,315	0,250	-	-	-	0,630	0,500	0,200	0,160	-	0,160	-	-	-
Ø16,1-20	0,500	0,400	0,315	-	-	-	0,630	0,630	0,250	0,200	-	0,200	-	-	-



DIN 6535 HA	DIN 6535 HE	Dc	Ds	Ls	Ln	Dn	Lt	r/c	z
BLDC203D030030SIK	BLDE203D030030SIK	3,0	6	20	-	-	62	-	2
BLDC203D031030SIK	BLDE203D031030SIK	3,1	6	20	-	-	62	-	2
BLDC203D032030SIK	BLDE203D032030SIK	3,2	6	20	-	-	62	-	2
BLDC203D033030SIK	BLDE203D033030SIK	3,3	6	20	-	-	62	-	2
BLDC203D034030SIK	BLDE203D034030SIK	3,4	6	20	-	-	62	-	2
BLDC203D035030SIK	BLDE203D035030SIK	3,5	6	20	-	-	62	-	2
BLDC203D036030SIK	BLDE203D036030SIK	3,6	6	20	-	-	62	-	2
BLDC203D037030SIK	BLDE203D037030SIK	3,7	6	20	-	-	62	-	2
BLDC203D038030SIK	BLDE203D038030SIK	3,8	6	24	-	-	66	-	2
BLDC203D039030SIK	BLDE203D039030SIK	3,9	6	24	-	-	66	-	2
BLDC203D040030SIK	BLDE203D040030SIK	4,0	6	24	-	-	66	-	2
BLDC203D041030SIK	BLDE203D041030SIK	4,1	6	24	-	-	66	-	2
BLDC203D042030SIK	BLDE203D042030SIK	4,2	6	24	-	-	66	-	2
BLDC203D043030SIK	BLDE203D043030SIK	4,3	6	24	-	-	66	-	2
BLDC203D044030SIK	BLDE203D044030SIK	4,4	6	24	-	-	66	-	2
BLDC203D045030SIK	BLDE203D045030SIK	4,5	6	24	-	-	66	-	2
BLDC203D046030SIK	BLDE203D046030SIK	4,6	6	24	-	-	66	-	2
BLDC203D046530SIK	BLDE203D046530SIK	4,65	6	24	-	-	66	-	2
BLDC203D047030SIK	BLDE203D047030SIK	4,7	6	24	-	-	66	-	2
BLDC203D048030SIK	BLDE203D048030SIK	4,8	6	28	-	-	66	-	2
BLDC203D049030SIK	BLDE203D049030SIK	4,9	6	28	-	-	66	-	2
BLDC203D050030SIK	BLDE203D050030SIK	5,0	6	28	-	-	66	-	2
BLDC203D051030SIK	BLDE203D051030SIK	5,1	6	28	-	-	66	-	2
BLDC203D052030SIK	BLDE203D052030SIK	5,2	6	28	-	-	66	-	2
BLDC203D053030SIK	BLDE203D053030SIK	5,3	6	28	-	-	66	-	2
BLDC203D054030SIK	BLDE203D054030SIK	5,4	6	28	-	-	66	-	2
BLDC203D055030SIK	BLDE203D055030SIK	5,5	6	28	-	-	66	-	2
BLDC203D055530SIK	BLDE203D055530SIK	5,55	6	28	-	-	66	-	2
BLDC203D056030SIK	BLDE203D056030SIK	5,6	6	28	-	-	66	-	2
BLDC203D057030SIK	BLDE203D057030SIK	5,7	6	28	-	-	66	-	2
BLDC203D058030SIK	BLDE203D058030SIK	5,8	6	28	-	-	66	-	2
BLDC203D059030SIK	BLDE203D059030SIK	5,9	6	28	-	-	66	-	2

	P1	P2	P3	H1	H2	H3	K1	K2	M1	M2	S1	S2	N1	N2	G
Vc	140	120	90	-	-	-	200	160	50	50	-	40	-	-	-




fn	P1	P2	P3	H1	H2	H3	K1	K2	M1	M2	S1	S2	N1	N2	G
Ø0,1-2	-	-	-	-	-	-	-	-	-	-	-	-	-	-	-
Ø2,1-2,5	-	-	-	-	-	-	-	-	-	-	-	-	-	-	-
Ø2,6-3	0,125	0,100	0,080	-	-	-	0,160	0,160	0,063	0,050	-	0,050	-	-	-
Ø3,1-4	0,160	0,125	0,100	-	-	-	0,200	0,200	0,080	0,063	-	0,063	-	-	-
Ø4,1-5	0,160	0,125	0,100	-	-	-	0,250	0,200	0,080	0,063	-	0,063	-	-	-
Ø5,1-6	0,200	0,160	0,125	-	-	-	0,315	0,250	0,100	0,080	-	0,080	-	-	-
Ø6,1-8	0,250	0,200	0,160	-	-	-	0,315	0,315	0,125	0,100	-	0,100	-	-	-
Ø8,1-10	0,315	0,250	0,200	-	-	-	0,400	0,400	0,160	0,125	-	0,125	-	-	-
Ø10,1-12	0,315	0,250	0,200	-	-	-	0,500	0,400	0,160	0,125	-	0,125	-	-	-
Ø12,1-16	0,400	0,315	0,250	-	-	-	0,630	0,500	0,200	0,160	-	0,160	-	-	-
Ø16,1-20	0,500	0,400	0,315	-	-	-	0,630	0,630	0,250	0,200	-	0,200	-	-	-



DIN 6535 HA		DIN 6535 HE		Dc	Ds	Ls	Ln	Dn	Lt	r/c	z
BLDC203D060030SIK		BLDE203D060030SIK		6,0	6	28	-	-	66	-	2
BLDC203D061030SIK		BLDE203D061030SIK		6,1	8	34	-	-	79	-	2
BLDC203D062030SIK		BLDE203D062030SIK		6,2	8	34	-	-	79	-	2
BLDC203D063030SIK		BLDE203D063030SIK		6,3	8	34	-	-	79	-	2
BLDC203D064030SIK		BLDE203D064030SIK		6,4	8	34	-	-	79	-	2
BLDC203D065030SIK		BLDE203D065030SIK		6,5	8	34	-	-	79	-	2
BLDC203D066030SIK		BLDE203D066030SIK		6,6	8	34	-	-	79	-	2
BLDC203D067030SIK		BLDE203D067030SIK		6,7	8	34	-	-	79	-	2
BLDC203D068030SIK		BLDE203D068030SIK		6,8	8	34	-	-	79	-	2
BLDC203D069030SIK		BLDE203D069030SIK		6,9	8	34	-	-	79	-	2
BLDC203D070030SIK		BLDE203D070030SIK		7,0	8	34	-	-	79	-	2
BLDC203D071030SIK		BLDE203D071030SIK		7,1	8	41	-	-	79	-	2
BLDC203D072030SIK		BLDE203D072030SIK		7,2	8	41	-	-	79	-	2
BLDC203D073030SIK		BLDE203D073030SIK		7,3	8	41	-	-	79	-	2
BLDC203D074030SIK		BLDE203D074030SIK		7,4	8	41	-	-	79	-	2
BLDC203D075030SIK		BLDE203D075030SIK		7,5	8	41	-	-	79	-	2
BLDC203D076030SIK		BLDE203D076030SIK		7,6	8	41	-	-	79	-	2
BLDC203D077030SIK		BLDE203D077030SIK		7,7	8	41	-	-	79	-	2
BLDC203D078030SIK		BLDE203D078030SIK		7,8	8	41	-	-	79	-	2
BLDC203D079030SIK		BLDE203D079030SIK		7,9	8	41	-	-	79	-	2
BLDC203D080030SIK		BLDE203D080030SIK		8,0	8	41	-	-	79	-	2
BLDC203D081030SIK		BLDE203D081030SIK		8,1	10	47	-	-	89	-	2
BLDC203D082030SIK		BLDE203D082030SIK		8,2	10	47	-	-	89	-	2
BLDC203D083030SIK		BLDE203D083030SIK		8,3	10	47	-	-	89	-	2
BLDC203D084030SIK		BLDE203D084030SIK		8,4	10	47	-	-	89	-	2
BLDC203D085030SIK		BLDE203D085030SIK		8,5	10	47	-	-	89	-	2
BLDC203D086030SIK		BLDE203D086030SIK		8,6	10	47	-	-	89	-	2
BLDC203D087030SIK		BLDE203D087030SIK		8,7	10	47	-	-	89	-	2
BLDC203D088030SIK		BLDE203D088030SIK		8,8	10	47	-	-	89	-	2
BLDC203D089030SIK		BLDE203D089030SIK		8,9	10	47	-	-	89	-	2
BLDC203D090030SIK		BLDE203D090030SIK		9,0	10	47	-	-	89	-	2
BLDC203D091030SIK		BLDE203D091030SIK		9,1	10	47	-	-	89	-	2

	P1	P2	P3	H1	H2	H3	K1	K2	M1	M2	S1	S2	N1	N2	G
Vc	140	120	90	-	-	-	200	160	50	50	-	40	-	-	-





fn	P1	P2	P3	H1	H2	H3	K1	K2	M1	M2	S1	S2	N1	N2	G
Ø0,1-2	-	-	-	-	-	-	-	-	-	-	-	-	-	-	-
Ø2,1-2,5	-	-	-	-	-	-	-	-	-	-	-	-	-	-	-
Ø2,6-3	0,125	0,100	0,080	-	-	-	0,160	0,160	0,063	0,050	-	0,050	-	-	-
Ø3,1-4	0,160	0,125	0,100	-	-	-	0,200	0,200	0,080	0,063	-	0,063	-	-	-
Ø4,1-5	0,160	0,125	0,100	-	-	-	0,250	0,200	0,080	0,063	-	0,063	-	-	-
Ø5,1-6	0,200	0,160	0,125	-	-	-	0,315	0,250	0,100	0,080	-	0,080	-	-	-
Ø6,1-8	0,250	0,200	0,160	-	-	-	0,315	0,315	0,125	0,100	-	0,100	-	-	-
Ø8,1-10	0,315	0,250	0,200	-	-	-	0,400	0,400	0,160	0,125	-	0,125	-	-	-
Ø10,1-12	0,315	0,250	0,200	-	-	-	0,500	0,400	0,160	0,125	-	0,125	-	-	-
Ø12,1-16	0,400	0,315	0,250	-	-	-	0,630	0,500	0,200	0,160	-	0,160	-	-	-
Ø16,1-20	0,500	0,400	0,315	-	-	-	0,630	0,630	0,250	0,200	-	0,200	-	-	-



DIN 6535 HA		DIN 6535 HE		Dc	Ds	Ls	Ln	Dn	Lt	r/c	z
BLDC203D092030SIK		BLDE203D092030SIK		9,2	10	47	-	-	89	-	2
BLDC203D093030SIK		BLDE203D093030SIK		9,3	10	47	-	-	89	-	2
BLDC203D094030SIK		BLDE203D094030SIK		9,4	10	47	-	-	89	-	2
BLDC203D095030SIK		BLDE203D095030SIK		9,5	10	47	-	-	89	-	2
BLDC203D096030SIK		BLDE203D096030SIK		9,6	10	47	-	-	89	-	2
BLDC203D097030SIK		BLDE203D097030SIK		9,7	10	47	-	-	89	-	2
BLDC203D098030SIK		BLDE203D098030SIK		9,8	10	47	-	-	89	-	2
BLDC203D099030SIK		BLDE203D099030SIK		9,9	10	47	-	-	89	-	2
BLDC203D100030SIK		BLDE203D100030SIK		10,0	10	47	-	-	89	-	2
BLDC203D101030SIK		BLDE203D101030SIK		10,1	12	55	-	-	102	-	2
BLDC203D102030SIK		BLDE203D102030SIK		10,2	12	55	-	-	102	-	2
BLDC203D103030SIK		BLDE203D103030SIK		10,3	12	55	-	-	102	-	2
BLDC203D104030SIK		BLDE203D104030SIK		10,4	12	55	-	-	102	-	2
BLDC203D105030SIK		BLDE203D105030SIK		10,5	12	55	-	-	102	-	2
BLDC203D106030SIK		BLDE203D106030SIK		10,6	12	55	-	-	102	-	2
BLDC203D107030SIK		BLDE203D107030SIK		10,7	12	55	-	-	102	-	2
BLDC203D108030SIK		BLDE203D108030SIK		10,8	12	55	-	-	102	-	2
BLDC203D109030SIK		BLDE203D109030SIK		10,9	12	55	-	-	102	-	2
BLDC203D110030SIK		BLDE203D110030SIK		11,0	12	55	-	-	102	-	2
BLDC203D111030SIK		BLDE203D111030SIK		11,1	12	55	-	-	102	-	2
BLDC203D112030SIK		BLDE203D112030SIK		11,2	12	55	-	-	102	-	2
BLDC203D113030SIK		BLDE203D113030SIK		11,3	12	55	-	-	102	-	2
BLDC203D114030SIK		BLDE203D114030SIK		11,4	12	55	-	-	102	-	2
BLDC203D115030SIK		BLDE203D115030SIK		11,5	12	55	-	-	102	-	2
BLDC203D116030SIK		BLDE203D116030SIK		11,6	12	55	-	-	102	-	2
BLDC203D117030SIK		BLDE203D117030SIK		11,7	12	55	-	-	102	-	2
BLDC203D118030SIK		BLDE203D118030SIK		11,8	12	55	-	-	102	-	2
BLDC203D119030SIK		BLDE203D119030SIK		11,9	12	55	-	-	102	-	2
BLDC203D120030SIK		BLDE203D120030SIK		12,0	12	55	-	-	102	-	2
BLDC203D121030SIK		BLDE203D121030SIK		12,1	14	60	-	-	107	-	2
BLDC203D122030SIK		BLDE203D122030SIK		12,2	14	60	-	-	107	-	2
BLDC203D123030SIK		BLDE203D123030SIK		12,3	14	60	-	-	107	-	2

	P1	P2	P3	H1	H2	H3	K1	K2	M1	M2	S1	S2	N1	N2	G
Vc	140	120	90	-	-	-	200	160	50	50	-	40	-	-	-





 fn	P1	P2	P3	H1	H2	H3	K1	K2	M1	M2	S1	S2	N1	N2	G
Ø0,1-2	-	-	-	-	-	-	-	-	-	-	-	-	-	-	-
Ø2,1-2,5	-	-	-	-	-	-	-	-	-	-	-	-	-	-	-
Ø2,6-3	0,125	0,100	0,080	-	-	-	0,160	0,160	0,063	0,050	-	0,050	-	-	-
Ø3,1-4	0,160	0,125	0,100	-	-	-	0,200	0,200	0,080	0,063	-	0,063	-	-	-
Ø4,1-5	0,160	0,125	0,100	-	-	-	0,250	0,200	0,080	0,063	-	0,063	-	-	-
Ø5,1-6	0,200	0,160	0,125	-	-	-	0,315	0,250	0,100	0,080	-	0,080	-	-	-
Ø6,1-8	0,250	0,200	0,160	-	-	-	0,315	0,315	0,125	0,100	-	0,100	-	-	-
Ø8,1-10	0,315	0,250	0,200	-	-	-	0,400	0,400	0,160	0,125	-	0,125	-	-	-
Ø10,1-12	0,315	0,250	0,200	-	-	-	0,500	0,400	0,160	0,125	-	0,125	-	-	-
Ø12,1-16	0,400	0,315	0,250	-	-	-	0,630	0,500	0,200	0,160	-	0,160	-	-	-
Ø16,1-20	0,500	0,400	0,315	-	-	-	0,630	0,630	0,250	0,200	-	0,200	-	-	-



DIN 6535 HA		DIN 6535 HE		Dc	Ds	Ls	Ln	Dn	Lt	r/c	z
BLDC203D124030SIK	BLDE203D124030SIK	12,4	14	60	-	-	107	-	2		
BLDC203D125030SIK	BLDE203D125030SIK	12,5	14	60	-	-	107	-	2		
BLDC203D126030SIK	BLDE203D126030SIK	12,6	14	60	-	-	107	-	2		
BLDC203D127030SIK	BLDE203D127030SIK	12,7	14	60	-	-	107	-	2		
BLDC203D128030SIK	BLDE203D128030SIK	12,8	14	60	-	-	107	-	2		
BLDC203D129030SIK	BLDE203D129030SIK	12,9	14	60	-	-	107	-	2		
BLDC203D130030SIK	BLDE203D130030SIK	13,0	14	60	-	-	107	-	2		
BLDC203D131030SIK	BLDE203D131030SIK	13,1	14	60	-	-	107	-	2		
BLDC203D132030SIK	BLDE203D132030SIK	13,2	14	60	-	-	107	-	2		
BLDC203D133030SIK	BLDE203D133030SIK	13,3	14	60	-	-	107	-	2		
BLDC203D134030SIK	BLDE203D134030SIK	13,4	14	60	-	-	107	-	2		
BLDC203D135030SIK	BLDE203D135030SIK	13,5	14	60	-	-	107	-	2		
BLDC203D136030SIK	BLDE203D136030SIK	13,6	14	60	-	-	107	-	2		
BLDC203D137030SIK	BLDE203D137030SIK	13,7	14	60	-	-	107	-	2		
BLDC203D138030SIK	BLDE203D138030SIK	13,8	14	60	-	-	107	-	2		
BLDC203D139030SIK	BLDE203D139030SIK	13,9	14	60	-	-	107	-	2		
BLDC203D140030SIK	BLDE203D140030SIK	14,0	14	60	-	-	107	-	2		
BLDC203D141030SIK	BLDE203D141030SIK	14,1	16	65	-	-	115	-	2		
BLDC203D142030SIK	BLDE203D142030SIK	14,2	16	65	-	-	115	-	2		
BLDC203D143030SIK	BLDE203D143030SIK	14,3	16	65	-	-	115	-	2		
BLDC203D144030SIK	BLDE203D144030SIK	14,4	16	65	-	-	115	-	2		
BLDC203D145030SIK	BLDE203D145030SIK	14,5	16	65	-	-	115	-	2		
BLDC203D146030SIK	BLDE203D146030SIK	14,6	16	65	-	-	115	-	2		
BLDC203D147030SIK	BLDE203D147030SIK	14,7	16	65	-	-	115	-	2		
BLDC203D148030SIK	BLDE203D148030SIK	14,8	16	65	-	-	115	-	2		
BLDC203D149030SIK	BLDE203D149030SIK	14,9	16	65	-	-	115	-	2		
BLDC203D150030SIK	BLDE203D150030SIK	15,0	16	65	-	-	115	-	2		
BLDC203D151030SIK	BLDE203D151030SIK	15,1	16	65	-	-	115	-	2		
BLDC203D152030SIK	BLDE203D152030SIK	15,2	16	65	-	-	115	-	2		
BLDC203D153030SIK	BLDE203D153030SIK	15,3	16	65	-	-	115	-	2		
BLDC203D154030SIK	BLDE203D154030SIK	15,4	16	65	-	-	115	-	2		
BLDC203D155030SIK	BLDE203D155030SIK	15,5	16	65	-	-	115	-	2		

	P1	P2	P3	H1	H2	H3	K1	K2	M1	M2	S1	S2	N1	N2	G
Vc	140	120	90	-	-	-	200	160	50	50	-	40	-	-	-




 fn	P1	P2	P3	H1	H2	H3	K1	K2	M1	M2	S1	S2	N1	N2	G
Ø0,1-2	-	-	-	-	-	-	-	-	-	-	-	-	-	-	-
Ø2,1-2,5	-	-	-	-	-	-	-	-	-	-	-	-	-	-	-
Ø2,6-3	0,125	0,100	0,080	-	-	-	0,160	0,160	0,063	0,050	-	0,050	-	-	-
Ø3,1-4	0,160	0,125	0,100	-	-	-	0,200	0,200	0,080	0,063	-	0,063	-	-	-
Ø4,1-5	0,160	0,125	0,100	-	-	-	0,250	0,200	0,080	0,063	-	0,063	-	-	-
Ø5,1-6	0,200	0,160	0,125	-	-	-	0,315	0,250	0,100	0,080	-	0,080	-	-	-
Ø6,1-8	0,250	0,200	0,160	-	-	-	0,315	0,315	0,125	0,100	-	0,100	-	-	-
Ø8,1-10	0,315	0,250	0,200	-	-	-	0,400	0,400	0,160	0,125	-	0,125	-	-	-
Ø10,1-12	0,315	0,250	0,200	-	-	-	0,500	0,400	0,160	0,125	-	0,125	-	-	-
Ø12,1-16	0,400	0,315	0,250	-	-	-	0,630	0,500	0,200	0,160	-	0,160	-	-	-
Ø16,1-20	0,500	0,400	0,315	-	-	-	0,630	0,630	0,250	0,200	-	0,200	-	-	-



DIN 6535 HA	DIN 6535 HE	Dc	Ds	Ls	Ln	Dn	Lt	r/c	z
BLDC203D156030SIK	BLDE203D156030SIK	15,6	16	65	-	-	115	-	2
BLDC203D157030SIK	BLDE203D157030SIK	15,7	16	65	-	-	115	-	2
BLDC203D158030SIK	BLDE203D158030SIK	15,8	16	65	-	-	115	-	2
BLDC203D159030SIK	BLDE203D159030SIK	15,9	16	65	-	-	115	-	2
BLDC203D160030SIK	BLDE203D160030SIK	16,0	16	65	-	-	115	-	2
BLDC203D165030SIK	BLDE203D165030SIK	16,5	18	73	-	-	123	-	2
BLDC203D167030SIK	BLDE203D167030SIK	16,7	18	73	-	-	123	-	2
BLDC203D169030SIK	BLDE203D169030SIK	16,9	18	73	-	-	123	-	2
BLDC203D170030SIK	BLDE203D170030SIK	17,0	18	73	-	-	123	-	2
BLDC203D175030SIK	BLDE203D175030SIK	17,5	18	73	-	-	123	-	2
BLDC203D177030SIK	BLDE203D177030SIK	17,7	18	73	-	-	123	-	2
BLDC203D179030SIK	BLDE203D179030SIK	17,9	18	73	-	-	123	-	2
BLDC203D180030SIK	BLDE203D180030SIK	18,0	18	73	-	-	123	-	2
BLDC203D185030SIK	BLDE203D185030SIK	18,5	20	79	-	-	131	-	2
BLDC203D187030SIK	BLDE203D187030SIK	18,7	20	79	-	-	131	-	2
BLDC203D189030SIK	BLDE203D189030SIK	18,9	20	79	-	-	131	-	2
BLDC203D190030SIK	BLDE203D190030SIK	19,0	20	79	-	-	131	-	2
BLDC203D195030SIK	BLDE203D195030SIK	19,5	20	79	-	-	131	-	2
BLDC203D197030SIK	BLDE203D197030SIK	19,7	20	79	-	-	131	-	2
BLDC203D199030SIK	BLDE203D199030SIK	19,9	20	79	-	-	131	-	2
BLDC203D200030SIK	BLDE203D200030SIK	20,0	20	79	-	-	131	-	2

	P1	P2	P3	H1	H2	H3	K1	K2	M1	M2	S1	S2	N1	N2	G
Vc	140	120	90	-	-	-	200	160	50	50	-	40	-	-	-





fn	P1	P2	P3	H1	H2	H3	K1	K2	M1	M2	S1	S2	N1	N2	G
Ø0,1-2	-	-	-	-	-	-	-	-	-	-	-	-	-	-	-
Ø2,1-2,5	-	-	-	-	-	-	-	-	-	-	-	-	-	-	-
Ø2,6-3	0,125	0,100	0,080	-	-	-	0,160	0,160	0,063	0,050	-	0,050	-	-	-
Ø3,1-4	0,160	0,125	0,100	-	-	-	0,200	0,200	0,080	0,063	-	0,063	-	-	-
Ø4,1-5	0,160	0,125	0,100	-	-	-	0,250	0,200	0,080	0,063	-	0,063	-	-	-
Ø5,1-6	0,200	0,160	0,125	-	-	-	0,315	0,250	0,100	0,080	-	0,080	-	-	-
Ø6,1-8	0,250	0,200	0,160	-	-	-	0,315	0,315	0,125	0,100	-	0,100	-	-	-
Ø8,1-10	0,315	0,250	0,200	-	-	-	0,400	0,400	0,160	0,125	-	0,125	-	-	-
Ø10,1-12	0,315	0,250	0,200	-	-	-	0,500	0,400	0,160	0,125	-	0,125	-	-	-
Ø12,1-16	0,400	0,315	0,250	-	-	-	0,630	0,500	0,200	0,160	-	0,160	-	-	-
Ø16,1-20	0,500	0,400	0,315	-	-	-	0,630	0,630	0,250	0,200	-	0,200	-	-	-



DIN 6535 HA	DIN 6535 HE	Dc	Ds	Ls	Ln	Dn	Lt	r/c	z
BLDC205D030030S	BLDE205D030030S	3,0	6	28	-	-	66	-	2
BLDC205D031030S	BLDE205D031030S	3,1	6	28	-	-	66	-	2
BLDC205D032030S	BLDE205D032030S	3,2	6	28	-	-	66	-	2
BLDC205D033030S	BLDE205D033030S	3,3	6	28	-	-	66	-	2
BLDC205D034030S	BLDE205D034030S	3,4	6	28	-	-	66	-	2
BLDC205D035030S	BLDE205D035030S	3,5	6	28	-	-	66	-	2
BLDC205D036030S	BLDE205D036030S	3,6	6	28	-	-	66	-	2
BLDC205D037030S	BLDE205D037030S	3,7	6	28	-	-	66	-	2
BLDC205D038030S	BLDE205D038030S	3,8	6	36	-	-	74	-	2
BLDC205D039030S	BLDE205D039030S	3,9	6	36	-	-	74	-	2
BLDC205D040030S	BLDE205D040030S	4,0	6	36	-	-	74	-	2
BLDC205D041030S	BLDE205D041030S	4,1	6	36	-	-	74	-	2
BLDC205D042030S	BLDE205D042030S	4,2	6	36	-	-	74	-	2
BLDC205D043030S	BLDE205D043030S	4,3	6	36	-	-	74	-	2
BLDC205D044030S	BLDE205D044030S	4,4	6	36	-	-	74	-	2
BLDC205D045030S	BLDE205D045030S	4,5	6	36	-	-	74	-	2
BLDC205D046030S	BLDE205D046030S	4,6	6	36	-	-	74	-	2
BLDC205D046530S	BLDE205D046530S	4,65	6	36	-	-	74	-	2
BLDC205D047030S	BLDE205D047030S	4,7	6	36	-	-	74	-	2
BLDC205D048030S	BLDE205D048030S	4,8	6	44	-	-	82	-	2
BLDC205D049030S	BLDE205D049030S	4,9	6	44	-	-	82	-	2
BLDC205D050030S	BLDE205D050030S	5,0	6	44	-	-	82	-	2
BLDC205D051030S	BLDE205D051030S	5,1	6	44	-	-	82	-	2
BLDC205D052030S	BLDE205D052030S	5,2	6	44	-	-	82	-	2
BLDC205D053030S	BLDE205D053030S	5,3	6	44	-	-	82	-	2
BLDC205D054030S	BLDE205D054030S	5,4	6	44	-	-	82	-	2
BLDC205D055030S	BLDE205D055030S	5,5	6	44	-	-	82	-	2
BLDC205D055530S	BLDE205D055530S	5,55	6	44	-	-	82	-	2
BLDC205D056030S	BLDE205D056030S	5,6	6	44	-	-	82	-	2
BLDC205D057030S	BLDE205D057030S	5,7	6	44	-	-	82	-	2
BLDC205D058030S	BLDE205D058030S	5,8	6	44	-	-	82	-	2
BLDC205D059030S	BLDE205D059030S	5,9	6	44	-	-	82	-	2

	P1	P2	P3	H1	H2	H3	K1	K2	M1	M2	S1	S2	N1	N2	G
Vc	140	120	90	-	-	-	200	160	50	50	-	40	-	-	-





 fn	P1	P2	P3	H1	H2	H3	K1	K2	M1	M2	S1	S2	N1	N2	G
Ø0,1-2	-	-	-	-	-	-	-	-	-	-	-	-	-	-	-
Ø2,1-2,5	-	-	-	-	-	-	-	-	-	-	-	-	-	-	-
Ø2,6-3	0,125	0,100	0,080	-	-	-	0,160	0,160	0,063	0,050	-	0,050	-	-	-
Ø3,1-4	0,160	0,125	0,100	-	-	-	0,200	0,200	0,080	0,063	-	0,063	-	-	-
Ø4,1-5	0,160	0,125	0,100	-	-	-	0,250	0,200	0,080	0,063	-	0,063	-	-	-
Ø5,1-6	0,200	0,160	0,125	-	-	-	0,315	0,250	0,100	0,080	-	0,080	-	-	-
Ø6,1-8	0,250	0,200	0,160	-	-	-	0,315	0,315	0,125	0,100	-	0,100	-	-	-
Ø8,1-10	0,315	0,250	0,200	-	-	-	0,400	0,400	0,160	0,125	-	0,125	-	-	-
Ø10,1-12	0,315	0,250	0,200	-	-	-	0,500	0,400	0,160	0,125	-	0,125	-	-	-
Ø12,1-16	0,400	0,315	0,250	-	-	-	0,630	0,500	0,200	0,160	-	0,160	-	-	-
Ø16,1-20	0,500	0,400	0,315	-	-	-	0,630	0,630	0,250	0,200	-	0,200	-	-	-



DIN 6535 HA	DIN 6535 HE	Dc	Ds	Ls	Ln	Dn	Lt	r/c	z
BLDC205D060030S	BLDE205D060030S	6,0	6	44	-	-	82	-	2
BLDC205D061030S	BLDE205D061030S	6,1	8	53	-	-	91	-	2
BLDC205D062030S	BLDE205D062030S	6,2	8	53	-	-	91	-	2
BLDC205D063030S	BLDE205D063030S	6,3	8	53	-	-	91	-	2
BLDC205D064030S	BLDE205D064030S	6,4	8	53	-	-	91	-	2
BLDC205D065030S	BLDE205D065030S	6,5	8	53	-	-	91	-	2
BLDC205D066030S	BLDE205D066030S	6,6	8	53	-	-	91	-	2
BLDC205D067030S	BLDE205D067030S	6,7	8	53	-	-	91	-	2
BLDC205D068030S	BLDE205D068030S	6,8	8	53	-	-	91	-	2
BLDC205D069030S	BLDE205D069030S	6,9	8	53	-	-	91	-	2
BLDC205D070030S	BLDE205D070030S	7,0	8	53	-	-	91	-	2
BLDC205D071030S	BLDE205D071030S	7,1	8	53	-	-	91	-	2
BLDC205D072030S	BLDE205D072030S	7,2	8	53	-	-	91	-	2
BLDC205D073030S	BLDE205D073030S	7,3	8	53	-	-	91	-	2
BLDC205D074030S	BLDE205D074030S	7,4	8	53	-	-	91	-	2
BLDC205D075030S	BLDE205D075030S	7,5	8	53	-	-	91	-	2
BLDC205D076030S	BLDE205D076030S	7,6	8	53	-	-	91	-	2
BLDC205D077030S	BLDE205D077030S	7,7	8	53	-	-	91	-	2
BLDC205D078030S	BLDE205D078030S	7,8	8	53	-	-	91	-	2
BLDC205D079030S	BLDE205D079030S	7,9	8	53	-	-	91	-	2
BLDC205D080030S	BLDE205D080030S	8,0	8	53	-	-	91	-	2
BLDC205D081030S	BLDE205D081030S	8,1	10	61	-	-	103	-	2
BLDC205D082030S	BLDE205D082030S	8,2	10	61	-	-	103	-	2
BLDC205D083030S	BLDE205D083030S	8,3	10	61	-	-	103	-	2
BLDC205D084030S	BLDE205D084030S	8,4	10	61	-	-	103	-	2
BLDC205D085030S	BLDE205D085030S	8,5	10	61	-	-	103	-	2
BLDC205D086030S	BLDE205D086030S	8,6	10	61	-	-	103	-	2
BLDC205D087030S	BLDE205D087030S	8,7	10	61	-	-	103	-	2
BLDC205D088030S	BLDE205D088030S	8,8	10	61	-	-	103	-	2
BLDC205D089030S	BLDE205D089030S	8,9	10	61	-	-	103	-	2
BLDC205D090030S	BLDE205D090030S	9,0	10	61	-	-	103	-	2
BLDC205D091030S	BLDE205D091030S	9,1	10	61	-	-	103	-	2

	P1	P2	P3	H1	H2	H3	K1	K2	M1	M2	S1	S2	N1	N2	G
Vc	140	120	90	-	-	-	200	160	50	50	-	40	-	-	-





 fn	P1	P2	P3	H1	H2	H3	K1	K2	M1	M2	S1	S2	N1	N2	G
Ø0,1-2	-	-	-	-	-	-	-	-	-	-	-	-	-	-	-
Ø2,1-2,5	-	-	-	-	-	-	-	-	-	-	-	-	-	-	-
Ø2,6-3	0,125	0,100	0,080	-	-	-	0,160	0,160	0,063	0,050	-	0,050	-	-	-
Ø3,1-4	0,160	0,125	0,100	-	-	-	0,200	0,200	0,080	0,063	-	0,063	-	-	-
Ø4,1-5	0,160	0,125	0,100	-	-	-	0,250	0,200	0,080	0,063	-	0,063	-	-	-
Ø5,1-6	0,200	0,160	0,125	-	-	-	0,315	0,250	0,100	0,080	-	0,080	-	-	-
Ø6,1-8	0,250	0,200	0,160	-	-	-	0,315	0,315	0,125	0,100	-	0,100	-	-	-
Ø8,1-10	0,315	0,250	0,200	-	-	-	0,400	0,400	0,160	0,125	-	0,125	-	-	-
Ø10,1-12	0,315	0,250	0,200	-	-	-	0,500	0,400	0,160	0,125	-	0,125	-	-	-
Ø12,1-16	0,400	0,315	0,250	-	-	-	0,630	0,500	0,200	0,160	-	0,160	-	-	-
Ø16,1-20	0,500	0,400	0,315	-	-	-	0,630	0,630	0,250	0,200	-	0,200	-	-	-



DIN 6535 HA	DIN 6535 HE	Dc	Ds	Ls	Ln	Dn	Lt	r/c	z
BLDC205D092030S	BLDE205D092030S	9,2	10	61	-	-	103	-	2
BLDC205D093030S	BLDE205D093030S	9,3	10	61	-	-	103	-	2
BLDC205D094030S	BLDE205D094030S	9,4	10	61	-	-	103	-	2
BLDC205D095030S	BLDE205D095030S	9,5	10	61	-	-	103	-	2
BLDC205D096030S	BLDE205D096030S	9,6	10	61	-	-	103	-	2
BLDC205D097030S	BLDE205D097030S	9,7	10	61	-	-	103	-	2
BLDC205D098030S	BLDE205D098030S	9,8	10	61	-	-	103	-	2
BLDC205D099030S	BLDE205D099030S	9,9	10	61	-	-	103	-	2
BLDC205D100030S	BLDE205D100030S	10,0	10	61	-	-	103	-	2
BLDC205D101030S	BLDE205D101030S	10,1	12	71	-	-	118	-	2
BLDC205D102030S	BLDE205D102030S	10,2	12	71	-	-	118	-	2
BLDC205D103030S	BLDE205D103030S	10,3	12	71	-	-	118	-	2
BLDC205D104030S	BLDE205D104030S	10,4	12	71	-	-	118	-	2
BLDC205D105030S	BLDE205D105030S	10,5	12	71	-	-	118	-	2
BLDC205D106030S	BLDE205D106030S	10,6	12	71	-	-	118	-	2
BLDC205D107030S	BLDE205D107030S	10,7	12	71	-	-	118	-	2
BLDC205D108030S	BLDE205D108030S	10,8	12	71	-	-	118	-	2
BLDC205D109030S	BLDE205D109030S	10,9	12	71	-	-	118	-	2
BLDC205D110030S	BLDE205D110030S	11,0	12	71	-	-	118	-	2
BLDC205D111030S	BLDE205D111030S	11,1	12	71	-	-	118	-	2
BLDC205D112030S	BLDE205D112030S	11,2	12	71	-	-	118	-	2
BLDC205D113030S	BLDE205D113030S	11,3	12	71	-	-	118	-	2
BLDC205D114030S	BLDE205D114030S	11,4	12	71	-	-	118	-	2
BLDC205D115030S	BLDE205D115030S	11,5	12	71	-	-	118	-	2
BLDC205D116030S	BLDE205D116030S	11,6	12	71	-	-	118	-	2
BLDC205D117030S	BLDE205D117030S	11,7	12	71	-	-	118	-	2
BLDC205D118030S	BLDE205D118030S	11,8	12	71	-	-	118	-	2
BLDC205D119030S	BLDE205D119030S	11,9	12	71	-	-	118	-	2
BLDC205D120030S	BLDE205D120030S	12,0	12	71	-	-	118	-	2
BLDC205D121030S	BLDE205D121030S	12,1	14	77	-	-	124	-	2
BLDC205D122030S	BLDE205D122030S	12,2	14	77	-	-	124	-	2
BLDC205D123030S	BLDE205D123030S	12,3	14	77	-	-	124	-	2

	P1	P2	P3	H1	H2	H3	K1	K2	M1	M2	S1	S2	N1	N2	G
Vc	140	120	90	-	-	-	200	160	50	50	-	40	-	-	-





 fn	P1	P2	P3	H1	H2	H3	K1	K2	M1	M2	S1	S2	N1	N2	G
Ø0,1-2	-	-	-	-	-	-	-	-	-	-	-	-	-	-	-
Ø2,1-2,5	-	-	-	-	-	-	-	-	-	-	-	-	-	-	-
Ø2,6-3	0,125	0,100	0,080	-	-	-	0,160	0,160	0,063	0,050	-	0,050	-	-	-
Ø3,1-4	0,160	0,125	0,100	-	-	-	0,200	0,200	0,080	0,063	-	0,063	-	-	-
Ø4,1-5	0,160	0,125	0,100	-	-	-	0,250	0,200	0,080	0,063	-	0,063	-	-	-
Ø5,1-6	0,200	0,160	0,125	-	-	-	0,315	0,250	0,100	0,080	-	0,080	-	-	-
Ø6,1-8	0,250	0,200	0,160	-	-	-	0,315	0,315	0,125	0,100	-	0,100	-	-	-
Ø8,1-10	0,315	0,250	0,200	-	-	-	0,400	0,400	0,160	0,125	-	0,125	-	-	-
Ø10,1-12	0,315	0,250	0,200	-	-	-	0,500	0,400	0,160	0,125	-	0,125	-	-	-
Ø12,1-16	0,400	0,315	0,250	-	-	-	0,630	0,500	0,200	0,160	-	0,160	-	-	-
Ø16,1-20	0,500	0,400	0,315	-	-	-	0,630	0,630	0,250	0,200	-	0,200	-	-	-



DIN 6535 HA	DIN 6535 HE	Dc	Ds	Ls	Ln	Dn	Lt	r/c	z
BLDC205D124030S	BLDE205D124030S	12,4	14	77	-	-	124	-	2
BLDC205D125030S	BLDE205D125030S	12,5	14	77	-	-	124	-	2
BLDC205D126030S	BLDE205D126030S	12,6	14	77	-	-	124	-	2
BLDC205D127030S	BLDE205D127030S	12,7	14	77	-	-	124	-	2
BLDC205D128030S	BLDE205D128030S	12,8	14	77	-	-	124	-	2
BLDC205D129030S	BLDE205D129030S	12,9	14	77	-	-	124	-	2
BLDC205D130030S	BLDE205D130030S	13,0	14	77	-	-	124	-	2
BLDC205D131030S	BLDE205D131030S	13,1	14	77	-	-	124	-	2
BLDC205D132030S	BLDE205D132030S	13,2	14	77	-	-	124	-	2
BLDC205D133030S	BLDE205D133030S	13,3	14	77	-	-	124	-	2
BLDC205D134030S	BLDE205D134030S	13,4	14	77	-	-	124	-	2
BLDC205D135030S	BLDE205D135030S	13,5	14	77	-	-	124	-	2
BLDC205D136030S	BLDE205D136030S	13,6	14	77	-	-	124	-	2
BLDC205D137030S	BLDE205D137030S	13,7	14	77	-	-	124	-	2
BLDC205D138030S	BLDE205D138030S	13,8	14	77	-	-	124	-	2
BLDC205D139030S	BLDE205D139030S	13,9	14	77	-	-	124	-	2
BLDC205D140030S	BLDE205D140030S	14,0	14	77	-	-	124	-	2
BLDC205D141030S	BLDE205D141030S	14,1	16	83	-	-	133	-	2
BLDC205D142030S	BLDE205D142030S	14,2	16	83	-	-	133	-	2
BLDC205D143030S	BLDE205D143030S	14,3	16	83	-	-	133	-	2
BLDC205D144030S	BLDE205D144030S	14,4	16	83	-	-	133	-	2
BLDC205D145030S	BLDE205D145030S	14,5	16	83	-	-	133	-	2
BLDC205D146030S	BLDE205D146030S	14,6	16	83	-	-	133	-	2
BLDC205D147030S	BLDE205D147030S	14,7	16	83	-	-	133	-	2
BLDC205D148030S	BLDE205D148030S	14,8	16	83	-	-	133	-	2
BLDC205D149030S	BLDE205D149030S	14,9	16	83	-	-	133	-	2
BLDC205D150030S	BLDE205D150030S	15,0	16	83	-	-	133	-	2
BLDC205D151030S	BLDE205D151030S	15,1	16	83	-	-	133	-	2
BLDC205D152030S	BLDE205D152030S	15,2	16	83	-	-	133	-	2
BLDC205D153030S	BLDE205D153030S	15,3	16	83	-	-	133	-	2
BLDC205D154030S	BLDE205D154030S	15,4	16	83	-	-	133	-	2
BLDC205D155030S	BLDE205D155030S	15,5	16	83	-	-	133	-	2

	P1	P2	P3	H1	H2	H3	K1	K2	M1	M2	S1	S2	N1	N2	G
Vc	140	120	90	-	-	-	200	160	50	50	-	40	-	-	-





 fn	P1	P2	P3	H1	H2	H3	K1	K2	M1	M2	S1	S2	N1	N2	G
Ø0,1-2	-	-	-	-	-	-	-	-	-	-	-	-	-	-	-
Ø2,1-2,5	-	-	-	-	-	-	-	-	-	-	-	-	-	-	-
Ø2,6-3	0,125	0,100	0,080	-	-	-	0,160	0,160	0,063	0,050	-	0,050	-	-	-
Ø3,1-4	0,160	0,125	0,100	-	-	-	0,200	0,200	0,080	0,063	-	0,063	-	-	-
Ø4,1-5	0,160	0,125	0,100	-	-	-	0,250	0,200	0,080	0,063	-	0,063	-	-	-
Ø5,1-6	0,200	0,160	0,125	-	-	-	0,315	0,250	0,100	0,080	-	0,080	-	-	-
Ø6,1-8	0,250	0,200	0,160	-	-	-	0,315	0,315	0,125	0,100	-	0,100	-	-	-
Ø8,1-10	0,315	0,250	0,200	-	-	-	0,400	0,400	0,160	0,125	-	0,125	-	-	-
Ø10,1-12	0,315	0,250	0,200	-	-	-	0,500	0,400	0,160	0,125	-	0,125	-	-	-
Ø12,1-16	0,400	0,315	0,250	-	-	-	0,630	0,500	0,200	0,160	-	0,160	-	-	-
Ø16,1-20	0,500	0,400	0,315	-	-	-	0,630	0,630	0,250	0,200	-	0,200	-	-	-



DIN 6535 HA	DIN 6535 HE	Dc	Ds	Ls	Ln	Dn	Lt	r/c	z
BLDC205D156030S	BLDE205D156030S	15,6	16	83	-	-	133	-	2
BLDC205D157030S	BLDE205D157030S	15,7	16	83	-	-	133	-	2
BLDC205D158030S	BLDE205D158030S	15,8	16	83	-	-	133	-	2
BLDC205D159030S	BLDE205D159030S	15,9	16	83	-	-	133	-	2
BLDC205D160030S	BLDE205D160030S	16,0	16	83	-	-	133	-	2
BLDC205D165030S	BLDE205D165030S	16,5	18	93	-	-	143	-	2
BLDC205D167030S	BLDE205D167030S	16,7	18	93	-	-	143	-	2
BLDC205D169030S	BLDE205D169030S	16,9	18	93	-	-	143	-	2
BLDC205D170030S	BLDE205D170030S	17,0	18	93	-	-	143	-	2
BLDC205D175030S	BLDE205D175030S	17,5	18	93	-	-	143	-	2
BLDC205D177030S	BLDE205D177030S	17,7	18	93	-	-	143	-	2
BLDC205D179030S	BLDE205D179030S	17,9	18	93	-	-	143	-	2
BLDC205D180030S	BLDE205D180030S	18,0	18	93	-	-	143	-	2
BLDC205D185030S	BLDE205D185030S	18,5	20	101	-	-	153	-	2
BLDC205D187030S	BLDE205D187030S	18,7	20	101	-	-	153	-	2
BLDC205D189030S	BLDE205D189030S	18,9	20	101	-	-	153	-	2
BLDC205D190030S	BLDE205D190030S	19,0	20	101	-	-	153	-	2
BLDC205D195030S	BLDE205D195030S	19,5	20	101	-	-	153	-	2
BLDC205D197030S	BLDE205D197030S	19,7	20	101	-	-	153	-	2
BLDC205D199030S	BLDE205D199030S	19,9	20	101	-	-	153	-	2
BLDC205D200030S	BLDE205D200030S	20,0	20	101	-	-	153	-	2

	P1	P2	P3	H1	H2	H3	K1	K2	M1	M2	S1	S2	N1	N2	G
Vc	140	120	90	-	-	-	200	160	50	50	-	40	-	-	-




 fn	P1	P2	P3	H1	H2	H3	K1	K2	M1	M2	S1	S2	N1	N2	G
Ø0,1-2	-	-	-	-	-	-	-	-	-	-	-	-	-	-	-
Ø2,1-2,5	-	-	-	-	-	-	-	-	-	-	-	-	-	-	-
Ø2,6-3	0,125	0,100	0,080	-	-	-	0,160	0,160	0,063	0,050	-	0,050	-	-	-
Ø3,1-4	0,160	0,125	0,100	-	-	-	0,200	0,200	0,080	0,063	-	0,063	-	-	-
Ø4,1-5	0,160	0,125	0,100	-	-	-	0,250	0,200	0,080	0,063	-	0,063	-	-	-
Ø5,1-6	0,200	0,160	0,125	-	-	-	0,315	0,250	0,100	0,080	-	0,080	-	-	-
Ø6,1-8	0,250	0,200	0,160	-	-	-	0,315	0,315	0,125	0,100	-	0,100	-	-	-
Ø8,1-10	0,315	0,250	0,200	-	-	-	0,400	0,400	0,160	0,125	-	0,125	-	-	-
Ø10,1-12	0,315	0,250	0,200	-	-	-	0,500	0,400	0,160	0,125	-	0,125	-	-	-
Ø12,1-16	0,400	0,315	0,250	-	-	-	0,630	0,500	0,200	0,160	-	0,160	-	-	-
Ø16,1-20	0,500	0,400	0,315	-	-	-	0,630	0,630	0,250	0,200	-	0,200	-	-	-



DIN 6535 HA	DIN 6535 HE	Dc	Ds	Ls	Ln	Dn	Lt	r/c	z
BLDC205D030030SIK	BLDE205D030030SIK	3,0	6	28	-	-	66	-	2
BLDC205D031030SIK	BLDE205D031030SIK	3,1	6	28	-	-	66	-	2
BLDC205D032030SIK	BLDE205D032030SIK	3,2	6	28	-	-	66	-	2
BLDC205D033030SIK	BLDE205D033030SIK	3,3	6	28	-	-	66	-	2
BLDC205D034030SIK	BLDE205D034030SIK	3,4	6	28	-	-	66	-	2
BLDC205D035030SIK	BLDE205D035030SIK	3,5	6	28	-	-	66	-	2
BLDC205D036030SIK	BLDE205D036030SIK	3,6	6	28	-	-	66	-	2
BLDC205D037030SIK	BLDE205D037030SIK	3,7	6	28	-	-	66	-	2
BLDC205D038030SIK	BLDE205D038030SIK	3,8	6	36	-	-	74	-	2
BLDC205D039030SIK	BLDE205D039030SIK	3,9	6	36	-	-	74	-	2
BLDC205D040030SIK	BLDE205D040030SIK	4,0	6	36	-	-	74	-	2
BLDC205D041030SIK	BLDE205D041030SIK	4,1	6	36	-	-	74	-	2
BLDC205D042030SIK	BLDE205D042030SIK	4,2	6	36	-	-	74	-	2
BLDC205D043030SIK	BLDE205D043030SIK	4,3	6	36	-	-	74	-	2
BLDC205D044030SIK	BLDE205D044030SIK	4,4	6	36	-	-	74	-	2
BLDC205D045030SIK	BLDE205D045030SIK	4,5	6	36	-	-	74	-	2
BLDC205D046030SIK	BLDE205D046030SIK	4,6	6	36	-	-	74	-	2
BLDC205D046530SIK	BLDE205D046530SIK	4,65	6	36	-	-	74	-	2
BLDC205D047030SIK	BLDE205D047030SIK	4,7	6	36	-	-	74	-	2
BLDC205D048030SIK	BLDE205D048030SIK	4,8	6	44	-	-	82	-	2
BLDC205D049030SIK	BLDE205D049030SIK	4,9	6	44	-	-	82	-	2
BLDC205D050030SIK	BLDE205D050030SIK	5,0	6	44	-	-	82	-	2
BLDC205D051030SIK	BLDE205D051030SIK	5,1	6	44	-	-	82	-	2
BLDC205D052030SIK	BLDE205D052030SIK	5,2	6	44	-	-	82	-	2
BLDC205D053030SIK	BLDE205D053030SIK	5,3	6	44	-	-	82	-	2
BLDC205D054030SIK	BLDE205D054030SIK	5,4	6	44	-	-	82	-	2
BLDC205D055030SIK	BLDE205D055030SIK	5,5	6	44	-	-	82	-	2
BLDC205D055530SIK	BLDE205D055530SIK	5,55	6	44	-	-	82	-	2
BLDC205D056030SIK	BLDE205D056030SIK	5,6	6	44	-	-	82	-	2
BLDC205D057030SIK	BLDE205D057030SIK	5,7	6	44	-	-	82	-	2
BLDC205D058030SIK	BLDE205D058030SIK	5,8	6	44	-	-	82	-	2
BLDC205D059030SIK	BLDE205D059030SIK	5,9	6	44	-	-	82	-	2

	P1	P2	P3	H1	H2	H3	K1	K2	M1	M2	S1	S2	N1	N2	G
Vc	140	120	90	-	-	-	200	160	50	50	-	40	-	-	-





fn	P1	P2	P3	H1	H2	H3	K1	K2	M1	M2	S1	S2	N1	N2	G
Ø0,1-2	-	-	-	-	-	-	-	-	-	-	-	-	-	-	-
Ø2,1-2,5	-	-	-	-	-	-	-	-	-	-	-	-	-	-	-
Ø2,6-3	0,125	0,100	0,080	-	-	-	0,160	0,160	0,063	0,050	-	0,050	-	-	-
Ø3,1-4	0,160	0,125	0,100	-	-	-	0,200	0,200	0,080	0,063	-	0,063	-	-	-
Ø4,1-5	0,160	0,125	0,100	-	-	-	0,250	0,200	0,080	0,063	-	0,063	-	-	-
Ø5,1-6	0,200	0,160	0,125	-	-	-	0,315	0,250	0,100	0,080	-	0,080	-	-	-
Ø6,1-8	0,250	0,200	0,160	-	-	-	0,315	0,315	0,125	0,100	-	0,100	-	-	-
Ø8,1-10	0,315	0,250	0,200	-	-	-	0,400	0,400	0,160	0,125	-	0,125	-	-	-
Ø10,1-12	0,315	0,250	0,200	-	-	-	0,500	0,400	0,160	0,125	-	0,125	-	-	-
Ø12,1-16	0,400	0,315	0,250	-	-	-	0,630	0,500	0,200	0,160	-	0,160	-	-	-
Ø16,1-20	0,500	0,400	0,315	-	-	-	0,630	0,630	0,250	0,200	-	0,200	-	-	-



DIN 6535 HA		DIN 6535 HE		Dc	Ds	Ls	Ln	Dn	Lt	r/c	z
BLDC205D060030SIK	BLDE205D060030SIK	6,0	6	44	-	-	82	-	2		
BLDC205D061030SIK	BLDE205D061030SIK	6,1	8	53	-	-	91	-	2		
BLDC205D062030SIK	BLDE205D062030SIK	6,2	8	53	-	-	91	-	2		
BLDC205D063030SIK	BLDE205D063030SIK	6,3	8	53	-	-	91	-	2		
BLDC205D064030SIK	BLDE205D064030SIK	6,4	8	53	-	-	91	-	2		
BLDC205D065030SIK	BLDE205D065030SIK	6,5	8	53	-	-	91	-	2		
BLDC205D066030SIK	BLDE205D066030SIK	6,6	8	53	-	-	91	-	2		
BLDC205D067030SIK	BLDE205D067030SIK	6,7	8	53	-	-	91	-	2		
BLDC205D068030SIK	BLDE205D068030SIK	6,8	8	53	-	-	91	-	2		
BLDC205D069030SIK	BLDE205D069030SIK	6,9	8	53	-	-	91	-	2		
BLDC205D070030SIK	BLDE205D070030SIK	7,0	8	53	-	-	91	-	2		
BLDC205D071030SIK	BLDE205D071030SIK	7,1	8	53	-	-	91	-	2		
BLDC205D072030SIK	BLDE205D072030SIK	7,2	8	53	-	-	91	-	2		
BLDC205D073030SIK	BLDE205D073030SIK	7,3	8	53	-	-	91	-	2		
BLDC205D074030SIK	BLDE205D074030SIK	7,4	8	53	-	-	91	-	2		
BLDC205D075030SIK	BLDE205D075030SIK	7,5	8	53	-	-	91	-	2		
BLDC205D076030SIK	BLDE205D076030SIK	7,6	8	53	-	-	91	-	2		
BLDC205D077030SIK	BLDE205D077030SIK	7,7	8	53	-	-	91	-	2		
BLDC205D078030SIK	BLDE205D078030SIK	7,8	8	53	-	-	91	-	2		
BLDC205D079030SIK	BLDE205D079030SIK	7,9	8	53	-	-	91	-	2		
BLDC205D080030SIK	BLDE205D080030SIK	8,0	8	53	-	-	91	-	2		
BLDC205D081030SIK	BLDE205D081030SIK	8,1	10	61	-	-	103	-	2		
BLDC205D082030SIK	BLDE205D082030SIK	8,2	10	61	-	-	103	-	2		
BLDC205D083030SIK	BLDE205D083030SIK	8,3	10	61	-	-	103	-	2		
BLDC205D084030SIK	BLDE205D084030SIK	8,4	10	61	-	-	103	-	2		
BLDC205D085030SIK	BLDE205D085030SIK	8,5	10	61	-	-	103	-	2		
BLDC205D086030SIK	BLDE205D086030SIK	8,6	10	61	-	-	103	-	2		
BLDC205D087030SIK	BLDE205D087030SIK	8,7	10	61	-	-	103	-	2		
BLDC205D088030SIK	BLDE205D088030SIK	8,8	10	61	-	-	103	-	2		
BLDC205D089030SIK	BLDE205D089030SIK	8,9	10	61	-	-	103	-	2		
BLDC205D090030SIK	BLDE205D090030SIK	9,0	10	61	-	-	103	-	2		
BLDC205D091030SIK	BLDE205D091030SIK	9,1	10	61	-	-	103	-	2		

	P1	P2	P3	H1	H2	H3	K1	K2	M1	M2	S1	S2	N1	N2	G
Vc	140	120	90	-	-	-	200	160	50	50	-	40	-	-	-




 fn	P1	P2	P3	H1	H2	H3	K1	K2	M1	M2	S1	S2	N1	N2	G
Ø0,1-2	-	-	-	-	-	-	-	-	-	-	-	-	-	-	-
Ø2,1-2,5	-	-	-	-	-	-	-	-	-	-	-	-	-	-	-
Ø2,6-3	0,125	0,100	0,080	-	-	-	0,160	0,160	0,063	0,050	-	0,050	-	-	-
Ø3,1-4	0,160	0,125	0,100	-	-	-	0,200	0,200	0,080	0,063	-	0,063	-	-	-
Ø4,1-5	0,160	0,125	0,100	-	-	-	0,250	0,200	0,080	0,063	-	0,063	-	-	-
Ø5,1-6	0,200	0,160	0,125	-	-	-	0,315	0,250	0,100	0,080	-	0,080	-	-	-
Ø6,1-8	0,250	0,200	0,160	-	-	-	0,315	0,315	0,125	0,100	-	0,100	-	-	-
Ø8,1-10	0,315	0,250	0,200	-	-	-	0,400	0,400	0,160	0,125	-	0,125	-	-	-
Ø10,1-12	0,315	0,250	0,200	-	-	-	0,500	0,400	0,160	0,125	-	0,125	-	-	-
Ø12,1-16	0,400	0,315	0,250	-	-	-	0,630	0,500	0,200	0,160	-	0,160	-	-	-
Ø16,1-20	0,500	0,400	0,315	-	-	-	0,630	0,630	0,250	0,200	-	0,200	-	-	-



DIN 6535 HA		DIN 6535 HE		Dc	Ds	Ls	Ln	Dn	Lt	r/c	z
BLDC205D092030SIK	BLDE205D092030SIK	9,2	10	61	-	-	103	-	2		
BLDC205D093030SIK	BLDE205D093030SIK	9,3	10	61	-	-	103	-	2		
BLDC205D094030SIK	BLDE205D094030SIK	9,4	10	61	-	-	103	-	2		
BLDC205D095030SIK	BLDE205D095030SIK	9,5	10	61	-	-	103	-	2		
BLDC205D096030SIK	BLDE205D096030SIK	9,6	10	61	-	-	103	-	2		
BLDC205D097030SIK	BLDE205D097030SIK	9,7	10	61	-	-	103	-	2		
BLDC205D098030SIK	BLDE205D098030SIK	9,8	10	61	-	-	103	-	2		
BLDC205D099030SIK	BLDE205D099030SIK	9,9	10	61	-	-	103	-	2		
BLDC205D100030SIK	BLDE205D100030SIK	10,0	10	61	-	-	103	-	2		
BLDC205D101030SIK	BLDE205D101030SIK	10,1	12	71	-	-	118	-	2		
BLDC205D102030SIK	BLDE205D102030SIK	10,2	12	71	-	-	118	-	2		
BLDC205D103030SIK	BLDE205D103030SIK	10,3	12	71	-	-	118	-	2		
BLDC205D104030SIK	BLDE205D104030SIK	10,4	12	71	-	-	118	-	2		
BLDC205D105030SIK	BLDE205D105030SIK	10,5	12	71	-	-	118	-	2		
BLDC205D106030SIK	BLDE205D106030SIK	10,6	12	71	-	-	118	-	2		
BLDC205D107030SIK	BLDE205D107030SIK	10,7	12	71	-	-	118	-	2		
BLDC205D108030SIK	BLDE205D108030SIK	10,8	12	71	-	-	118	-	2		
BLDC205D109030SIK	BLDE205D109030SIK	10,9	12	71	-	-	118	-	2		
BLDC205D110030SIK	BLDE205D110030SIK	11,0	12	71	-	-	118	-	2		
BLDC205D111030SIK	BLDE205D111030SIK	11,1	12	71	-	-	118	-	2		
BLDC205D112030SIK	BLDE205D112030SIK	11,2	12	71	-	-	118	-	2		
BLDC205D113030SIK	BLDE205D113030SIK	11,3	12	71	-	-	118	-	2		
BLDC205D114030SIK	BLDE205D114030SIK	11,4	12	71	-	-	118	-	2		
BLDC205D115030SIK	BLDE205D115030SIK	11,5	12	71	-	-	118	-	2		
BLDC205D116030SIK	BLDE205D116030SIK	11,6	12	71	-	-	118	-	2		
BLDC205D117030SIK	BLDE205D117030SIK	11,7	12	71	-	-	118	-	2		
BLDC205D118030SIK	BLDE205D118030SIK	11,8	12	71	-	-	118	-	2		
BLDC205D119030SIK	BLDE205D119030SIK	11,9	12	71	-	-	118	-	2		
BLDC205D120030SIK	BLDE205D120030SIK	12,0	12	71	-	-	118	-	2		
BLDC205D121030SIK	BLDE205D121030SIK	12,1	14	77	-	-	124	-	2		
BLDC205D122030SIK	BLDE205D122030SIK	12,2	14	77	-	-	124	-	2		
BLDC205D123030SIK	BLDE205D123030SIK	12,3	14	77	-	-	124	-	2		

	P1	P2	P3	H1	H2	H3	K1	K2	M1	M2	S1	S2	N1	N2	G
Vc	140	120	90	-	-	-	200	160	50	50	-	40	-	-	-





fn	P1	P2	P3	H1	H2	H3	K1	K2	M1	M2	S1	S2	N1	N2	G
Ø0,1-2	-	-	-	-	-	-	-	-	-	-	-	-	-	-	-
Ø2,1-2,5	-	-	-	-	-	-	-	-	-	-	-	-	-	-	-
Ø2,6-3	0,125	0,100	0,080	-	-	-	0,160	0,160	0,063	0,050	-	0,050	-	-	-
Ø3,1-4	0,160	0,125	0,100	-	-	-	0,200	0,200	0,080	0,063	-	0,063	-	-	-
Ø4,1-5	0,160	0,125	0,100	-	-	-	0,250	0,200	0,080	0,063	-	0,063	-	-	-
Ø5,1-6	0,200	0,160	0,125	-	-	-	0,315	0,250	0,100	0,080	-	0,080	-	-	-
Ø6,1-8	0,250	0,200	0,160	-	-	-	0,315	0,315	0,125	0,100	-	0,100	-	-	-
Ø8,1-10	0,315	0,250	0,200	-	-	-	0,400	0,400	0,160	0,125	-	0,125	-	-	-
Ø10,1-12	0,315	0,250	0,200	-	-	-	0,500	0,400	0,160	0,125	-	0,125	-	-	-
Ø12,1-16	0,400	0,315	0,250	-	-	-	0,630	0,500	0,200	0,160	-	0,160	-	-	-
Ø16,1-20	0,500	0,400	0,315	-	-	-	0,630	0,630	0,250	0,200	-	0,200	-	-	-



DIN 6535 HA		DIN 6535 HE		Dc	Ds	Ls	Ln	Dn	Lt	r/c	z
BLDC205D124030SIK		BLDE205D124030SIK		12,4	14	77	-	-	124	-	2
BLDC205D125030SIK		BLDE205D125030SIK		12,5	14	77	-	-	124	-	2
BLDC205D126030SIK		BLDE205D126030SIK		12,6	14	77	-	-	124	-	2
BLDC205D127030SIK		BLDE205D127030SIK		12,7	14	77	-	-	124	-	2
BLDC205D128030SIK		BLDE205D128030SIK		12,8	14	77	-	-	124	-	2
BLDC205D129030SIK		BLDE205D129030SIK		12,9	14	77	-	-	124	-	2
BLDC205D130030SIK		BLDE205D130030SIK		13,0	14	77	-	-	124	-	2
BLDC205D131030SIK		BLDE205D131030SIK		13,1	14	77	-	-	124	-	2
BLDC205D132030SIK		BLDE205D132030SIK		13,2	14	77	-	-	124	-	2
BLDC205D133030SIK		BLDE205D133030SIK		13,3	14	77	-	-	124	-	2
BLDC205D134030SIK		BLDE205D134030SIK		13,4	14	77	-	-	124	-	2
BLDC205D135030SIK		BLDE205D135030SIK		13,5	14	77	-	-	124	-	2
BLDC205D136030SIK		BLDE205D136030SIK		13,6	14	77	-	-	124	-	2
BLDC205D137030SIK		BLDE205D137030SIK		13,7	14	77	-	-	124	-	2
BLDC205D138030SIK		BLDE205D138030SIK		13,8	14	77	-	-	124	-	2
BLDC205D139030SIK		BLDE205D139030SIK		13,9	14	77	-	-	124	-	2
BLDC205D140030SIK		BLDE205D140030SIK		14,0	14	77	-	-	124	-	2
BLDC205D141030SIK		BLDE205D141030SIK		14,1	16	83	-	-	133	-	2
BLDC205D142030SIK		BLDE205D142030SIK		14,2	16	83	-	-	133	-	2
BLDC205D143030SIK		BLDE205D143030SIK		14,3	16	83	-	-	133	-	2
BLDC205D144030SIK		BLDE205D144030SIK		14,4	16	83	-	-	133	-	2
BLDC205D145030SIK		BLDE205D145030SIK		14,5	16	83	-	-	133	-	2
BLDC205D146030SIK		BLDE205D146030SIK		14,6	16	83	-	-	133	-	2
BLDC205D147030SIK		BLDE205D147030SIK		14,7	16	83	-	-	133	-	2
BLDC205D148030SIK		BLDE205D148030SIK		14,8	16	83	-	-	133	-	2
BLDC205D149030SIK		BLDE205D149030SIK		14,9	16	83	-	-	133	-	2
BLDC205D150030SIK		BLDE205D150030SIK		15,0	16	83	-	-	133	-	2
BLDC205D151030SIK		BLDE205D151030SIK		15,1	16	83	-	-	133	-	2
BLDC205D152030SIK		BLDE205D152030SIK		15,2	16	83	-	-	133	-	2
BLDC205D153030SIK		BLDE205D153030SIK		15,3	16	83	-	-	133	-	2
BLDC205D154030SIK		BLDE205D154030SIK		15,4	16	83	-	-	133	-	2
BLDC205D155030SIK		BLDE205D155030SIK		15,5	16	83	-	-	133	-	2

	P1	P2	P3	H1	H2	H3	K1	K2	M1	M2	S1	S2	N1	N2	G
Vc	140	120	90	-	-	-	200	160	50	50	-	40	-	-	-




 fn	P1	P2	P3	H1	H2	H3	K1	K2	M1	M2	S1	S2	N1	N2	G
Ø0,1-2	-	-	-	-	-	-	-	-	-	-	-	-	-	-	-
Ø2,1-2,5	-	-	-	-	-	-	-	-	-	-	-	-	-	-	-
Ø2,6-3	0,125	0,100	0,080	-	-	-	0,160	0,160	0,063	0,050	-	0,050	-	-	-
Ø3,1-4	0,160	0,125	0,100	-	-	-	0,200	0,200	0,080	0,063	-	0,063	-	-	-
Ø4,1-5	0,160	0,125	0,100	-	-	-	0,250	0,200	0,080	0,063	-	0,063	-	-	-
Ø5,1-6	0,200	0,160	0,125	-	-	-	0,315	0,250	0,100	0,080	-	0,080	-	-	-
Ø6,1-8	0,250	0,200	0,160	-	-	-	0,315	0,315	0,125	0,100	-	0,100	-	-	-
Ø8,1-10	0,315	0,250	0,200	-	-	-	0,400	0,400	0,160	0,125	-	0,125	-	-	-
Ø10,1-12	0,315	0,250	0,200	-	-	-	0,500	0,400	0,160	0,125	-	0,125	-	-	-
Ø12,1-16	0,400	0,315	0,250	-	-	-	0,630	0,500	0,200	0,160	-	0,160	-	-	-
Ø16,1-20	0,500	0,400	0,315	-	-	-	0,630	0,630	0,250	0,200	-	0,200	-	-	-



DIN 6535 HA		DIN 6535 HE		Dc	Ds	Ls	Ln	Dn	Lt	r/c	z
BLDC205D156030SIK	BLDE205D156030SIK	15,6	16	83	-	-	133	-	2		
BLDC205D157030SIK	BLDE205D157030SIK	15,7	16	83	-	-	133	-	2		
BLDC205D158030SIK	BLDE205D158030SIK	15,8	16	83	-	-	133	-	2		
BLDC205D159030SIK	BLDE205D159030SIK	15,9	16	83	-	-	133	-	2		
BLDC205D160030SIK	BLDE205D160030SIK	16,0	16	83	-	-	133	-	2		
BLDC205D165030SIK	BLDE205D165030SIK	16,5	18	93	-	-	143	-	2		
BLDC205D167030SIK	BLDE205D167030SIK	16,7	18	93	-	-	143	-	2		
BLDC205D169030SIK	BLDE205D169030SIK	16,9	18	93	-	-	143	-	2		
BLDC205D170030SIK	BLDE205D170030SIK	17,0	18	93	-	-	143	-	2		
BLDC205D175030SIK	BLDE205D175030SIK	17,5	18	93	-	-	143	-	2		
BLDC205D177030SIK	BLDE205D177030SIK	17,7	18	93	-	-	143	-	2		
BLDC205D179030SIK	BLDE205D179030SIK	17,9	18	93	-	-	143	-	2		
BLDC205D180030SIK	BLDE205D180030SIK	18,0	18	93	-	-	143	-	2		
BLDC205D185030SIK	BLDE205D185030SIK	18,5	20	101	-	-	153	-	2		
BLDC205D187030SIK	BLDE205D187030SIK	18,7	20	101	-	-	153	-	2		
BLDC205D189030SIK	BLDE205D189030SIK	18,9	20	101	-	-	153	-	2		
BLDC205D190030SIK	BLDE205D190030SIK	19,0	20	101	-	-	153	-	2		
BLDC205D195030SIK	BLDE205D195030SIK	19,5	20	101	-	-	153	-	2		
BLDC205D197030SIK	BLDE205D197030SIK	19,7	20	101	-	-	153	-	2		
BLDC205D199030SIK	BLDE205D199030SIK	19,9	20	101	-	-	153	-	2		
BLDC205D200030SIK	BLDE205D200030SIK	20,0	20	101	-	-	153	-	2		

	P1	P2	P3	H1	H2	H3	K1	K2	M1	M2	S1	S2	N1	N2	G
Vc	140	120	90	-	-	-	200	160	50	50	-	40	-	-	-





fn	P1	P2	P3	H1	H2	H3	K1	K2	M1	M2	S1	S2	N1	N2	G
Ø0,1-2	-	-	-	-	-	-	-	-	-	-	-	-	-	-	-
Ø2,1-2,5	-	-	-	-	-	-	-	-	-	-	-	-	-	-	-
Ø2,6-3	0,125	0,100	0,080	-	-	-	0,160	0,160	0,063	0,050	-	0,050	-	-	-
Ø3,1-4	0,160	0,125	0,100	-	-	-	0,200	0,200	0,080	0,063	-	0,063	-	-	-
Ø4,1-5	0,160	0,125	0,100	-	-	-	0,250	0,200	0,080	0,063	-	0,063	-	-	-
Ø5,1-6	0,200	0,160	0,125	-	-	-	0,315	0,250	0,100	0,080	-	0,080	-	-	-
Ø6,1-8	0,250	0,200	0,160	-	-	-	0,315	0,315	0,125	0,100	-	0,100	-	-	-
Ø8,1-10	0,315	0,250	0,200	-	-	-	0,400	0,400	0,160	0,125	-	0,125	-	-	-
Ø10,1-12	0,315	0,250	0,200	-	-	-	0,500	0,400	0,160	0,125	-	0,125	-	-	-
Ø12,1-16	0,400	0,315	0,250	-	-	-	0,630	0,500	0,200	0,160	-	0,160	-	-	-
Ø16,1-20	0,500	0,400	0,315	-	-	-	0,630	0,630	0,250	0,200	-	0,200	-	-	-



DIN 6535 HA		DIN 6535 HE		Dc	Ds	Ls	Ln	Dn	Lt	r/c	z
BLDC208D030030SIK		BLDE208D030030SIK		3,0	6	30	-	-	70	-	2
BLDC208D031030SIK		BLDE208D031030SIK		3,1	6	30	-	-	70	-	2
BLDC208D032030SIK		BLDE208D032030SIK		3,2	6	30	-	-	70	-	2
BLDC208D033030SIK		BLDE208D033030SIK		3,3	6	30	-	-	70	-	2
BLDC208D034030SIK		BLDE208D034030SIK		3,4	6	35	-	-	75	-	2
BLDC208D035030SIK		BLDE208D035030SIK		3,5	6	35	-	-	75	-	2
BLDC208D036030SIK		BLDE208D036030SIK		3,6	6	35	-	-	75	-	2
BLDC208D037030SIK		BLDE208D037030SIK		3,7	6	35	-	-	75	-	2
BLDC208D038030SIK		BLDE208D038030SIK		3,8	6	37	-	-	75	-	2
BLDC208D039030SIK		BLDE208D039030SIK		3,9	6	37	-	-	75	-	2
BLDC208D040030SIK		BLDE208D040030SIK		4,0	6	37	-	-	75	-	2
BLDC208D041030SIK		BLDE208D041030SIK		4,1	6	37	-	-	75	-	2
BLDC208D042030SIK		BLDE208D042030SIK		4,2	6	37	-	-	75	-	2
BLDC208D043030SIK		BLDE208D043030SIK		4,3	6	45	-	-	85	-	2
BLDC208D044030SIK		BLDE208D044030SIK		4,4	6	45	-	-	85	-	2
BLDC208D045030SIK		BLDE208D045030SIK		4,5	6	45	-	-	85	-	2
BLDC208D046030SIK		BLDE208D046030SIK		4,6	6	45	-	-	85	-	2
BLDC208D047030SIK		BLDE208D047030SIK		4,7	6	45	-	-	85	-	2
BLDC208D048030SIK		BLDE208D048030SIK		4,8	6	50	-	-	90	-	2
BLDC208D049030SIK		BLDE208D049030SIK		4,9	6	50	-	-	90	-	2
BLDC208D050030SIK		BLDE208D050030SIK		5,0	6	50	-	-	90	-	2
BLDC208D051030SIK		BLDE208D051030SIK		5,1	6	50	-	-	90	-	2
BLDC208D052030SIK		BLDE208D052030SIK		5,2	6	50	-	-	90	-	2
BLDC208D053030SIK		BLDE208D053030SIK		5,3	6	50	-	-	90	-	2
BLDC208D054030SIK		BLDE208D054030SIK		5,4	6	57	-	-	97	-	2
BLDC208D055030SIK		BLDE208D055030SIK		5,5	6	57	-	-	97	-	2
BLDC208D056030SIK		BLDE208D056030SIK		5,6	6	57	-	-	97	-	2
BLDC208D057030SIK		BLDE208D057030SIK		5,7	6	57	-	-	97	-	2
BLDC208D058030SIK		BLDE208D058030SIK		5,8	6	57	-	-	97	-	2
BLDC208D059030SIK		BLDE208D059030SIK		5,9	6	57	-	-	97	-	2
BLDC208D060030SIK		BLDE208D060030SIK		6,0	6	57	-	-	97	-	2
BLDC208D061030SIK		BLDE208D061030SIK		6,1	8	66	-	-	106	-	2

	P1	P2	P3	H1	H2	H3	K1	K2	M1	M2	S1	S2	N1	N2	G
Vc	140	120	90	-	-	-	200	160	50	50	-	40	-	-	-





 fn	P1	P2	P3	H1	H2	H3	K1	K2	M1	M2	S1	S2	N1	N2	G
Ø0,1-2	-	-	-	-	-	-	-	-	-	-	-	-	-	-	-
Ø2,1-2,5	-	-	-	-	-	-	-	-	-	-	-	-	-	-	-
Ø2,6-3	0,125	0,100	0,080	-	-	-	0,160	0,160	0,063	0,050	-	0,050	-	-	-
Ø3,1-4	0,160	0,125	0,100	-	-	-	0,200	0,200	0,080	0,063	-	0,063	-	-	-
Ø4,1-5	0,160	0,125	0,100	-	-	-	0,250	0,200	0,080	0,063	-	0,063	-	-	-
Ø5,1-6	0,200	0,160	0,125	-	-	-	0,315	0,250	0,100	0,080	-	0,080	-	-	-
Ø6,1-8	0,250	0,200	0,160	-	-	-	0,315	0,315	0,125	0,100	-	0,100	-	-	-
Ø8,1-10	0,315	0,250	0,200	-	-	-	0,400	0,400	0,160	0,125	-	0,125	-	-	-
Ø10,1-12	0,315	0,250	0,200	-	-	-	0,500	0,400	0,160	0,125	-	0,125	-	-	-
Ø12,1-16	0,400	0,315	0,250	-	-	-	0,630	0,500	0,200	0,160	-	0,160	-	-	-
Ø16,1-20	0,500	0,400	0,315	-	-	-	0,630	0,630	0,250	0,200	-	0,200	-	-	-



DIN 6535 HA	DIN 6535 HE	Dc	Ds	Ls	Ln	Dn	Lt	r/c	z
BLDC208D062030SIK	BLDE208D062030SIK	6,2	8	66	-	-	106	-	2
BLDC208D063030SIK	BLDE208D063030SIK	6,3	8	66	-	-	106	-	2
BLDC208D064030SIK	BLDE208D064030SIK	6,4	8	66	-	-	106	-	2
BLDC208D065030SIK	BLDE208D065030SIK	6,5	8	66	-	-	106	-	2
BLDC208D066030SIK	BLDE208D066030SIK	6,6	8	66	-	-	106	-	2
BLDC208D067030SIK	BLDE208D067030SIK	6,7	8	66	-	-	106	-	2
BLDC208D068030SIK	BLDE208D068030SIK	6,8	8	66	-	-	106	-	2
BLDC208D069030SIK	BLDE208D069030SIK	6,9	8	76	-	-	116	-	2
BLDC208D070030SIK	BLDE208D070030SIK	7,0	8	76	-	-	116	-	2
BLDC208D071030SIK	BLDE208D071030SIK	7,1	8	76	-	-	116	-	2
BLDC208D072030SIK	BLDE208D072030SIK	7,2	8	76	-	-	116	-	2
BLDC208D073030SIK	BLDE208D073030SIK	7,3	8	76	-	-	116	-	2
BLDC208D074030SIK	BLDE208D074030SIK	7,4	8	76	-	-	116	-	2
BLDC208D075030SIK	BLDE208D075030SIK	7,5	8	76	-	-	116	-	2
BLDC208D076030SIK	BLDE208D076030SIK	7,6	8	76	-	-	116	-	2
BLDC208D077030SIK	BLDE208D077030SIK	7,7	8	76	-	-	116	-	2
BLDC208D078030SIK	BLDE208D078030SIK	7,8	8	76	-	-	116	-	2
BLDC208D079030SIK	BLDE208D079030SIK	7,9	8	76	-	-	116	-	2
BLDC208D080030SIK	BLDE208D080030SIK	8,0	8	76	-	-	116	-	2
BLDC208D081030SIK	BLDE208D081030SIK	8,1	10	87	-	-	131	-	2
BLDC208D082030SIK	BLDE208D082030SIK	8,2	10	87	-	-	131	-	2
BLDC208D083030SIK	BLDE208D083030SIK	8,3	10	87	-	-	131	-	2
BLDC208D084030SIK	BLDE208D084030SIK	8,4	10	87	-	-	131	-	2
BLDC208D085030SIK	BLDE208D085030SIK	8,5	10	87	-	-	131	-	2
BLDC208D086030SIK	BLDE208D086030SIK	8,6	10	87	-	-	131	-	2
BLDC208D087030SIK	BLDE208D087030SIK	8,7	10	87	-	-	131	-	2
BLDC208D088030SIK	BLDE208D088030SIK	8,8	10	87	-	-	131	-	2
BLDC208D089030SIK	BLDE208D089030SIK	8,9	10	87	-	-	131	-	2
BLDC208D090030SIK	BLDE208D090030SIK	9,0	10	87	-	-	131	-	2
BLDC208D091030SIK	BLDE208D091030SIK	9,1	10	95	-	-	139	-	2
BLDC208D092030SIK	BLDE208D092030SIK	9,2	10	95	-	-	139	-	2
BLDC208D093030SIK	BLDE208D093030SIK	9,3	10	95	-	-	139	-	2

	P1	P2	P3	H1	H2	H3	K1	K2	M1	M2	S1	S2	N1	N2	G
Vc	140	120	90	-	-	-	200	160	50	50	-	40	-	-	-





 fn	P1	P2	P3	H1	H2	H3	K1	K2	M1	M2	S1	S2	N1	N2	G
Ø0,1-2	-	-	-	-	-	-	-	-	-	-	-	-	-	-	-
Ø2,1-2,5	-	-	-	-	-	-	-	-	-	-	-	-	-	-	-
Ø2,6-3	0,125	0,100	0,080	-	-	-	0,160	0,160	0,063	0,050	-	0,050	-	-	-
Ø3,1-4	0,160	0,125	0,100	-	-	-	0,200	0,200	0,080	0,063	-	0,063	-	-	-
Ø4,1-5	0,160	0,125	0,100	-	-	-	0,250	0,200	0,080	0,063	-	0,063	-	-	-
Ø5,1-6	0,200	0,160	0,125	-	-	-	0,315	0,250	0,100	0,080	-	0,080	-	-	-
Ø6,1-8	0,250	0,200	0,160	-	-	-	0,315	0,315	0,125	0,100	-	0,100	-	-	-
Ø8,1-10	0,315	0,250	0,200	-	-	-	0,400	0,400	0,160	0,125	-	0,125	-	-	-
Ø10,1-12	0,315	0,250	0,200	-	-	-	0,500	0,400	0,160	0,125	-	0,125	-	-	-
Ø12,1-16	0,400	0,315	0,250	-	-	-	0,630	0,500	0,200	0,160	-	0,160	-	-	-
Ø16,1-20	0,500	0,400	0,315	-	-	-	0,630	0,630	0,250	0,200	-	0,200	-	-	-



DIN 6535 HA	DIN 6535 HE	Dc	Ds	Ls	Ln	Dn	Lt	r/c	z
BLDC208D094030SIK	BLDE208D094030SIK	9,4	10	95	-	-	139	-	2
BLDC208D095030SIK	BLDE208D095030SIK	9,5	10	95	-	-	139	-	2
BLDC208D096030SIK	BLDE208D096030SIK	9,6	10	95	-	-	139	-	2
BLDC208D097030SIK	BLDE208D097030SIK	9,7	10	95	-	-	139	-	2
BLDC208D098030SIK	BLDE208D098030SIK	9,8	10	95	-	-	139	-	2
BLDC208D099030SIK	BLDE208D099030SIK	9,9	10	95	-	-	139	-	2
BLDC208D100030SIK	BLDE208D100030SIK	10,0	10	95	-	-	139	-	2
BLDC208D101030SIK	BLDE208D101030SIK	10,1	12	106	-	-	155	-	2
BLDC208D102030SIK	BLDE208D102030SIK	10,2	12	106	-	-	155	-	2
BLDC208D103030SIK	BLDE208D103030SIK	10,3	12	106	-	-	155	-	2
BLDC208D104030SIK	BLDE208D104030SIK	10,4	12	106	-	-	155	-	2
BLDC208D105030SIK	BLDE208D105030SIK	10,5	12	106	-	-	155	-	2
BLDC208D106030SIK	BLDE208D106030SIK	10,6	12	106	-	-	155	-	2
BLDC208D107030SIK	BLDE208D107030SIK	10,7	12	106	-	-	155	-	2
BLDC208D108030SIK	BLDE208D108030SIK	10,8	12	106	-	-	155	-	2
BLDC208D109030SIK	BLDE208D109030SIK	10,9	12	106	-	-	155	-	2
BLDC208D110030SIK	BLDE208D110030SIK	11,0	12	106	-	-	155	-	2
BLDC208D111030SIK	BLDE208D111030SIK	11,1	12	114	-	-	163	-	2
BLDC208D112030SIK	BLDE208D112030SIK	11,2	12	114	-	-	163	-	2
BLDC208D113030SIK	BLDE208D113030SIK	11,3	12	114	-	-	163	-	2
BLDC208D114030SIK	BLDE208D114030SIK	11,4	12	114	-	-	163	-	2
BLDC208D115030SIK	BLDE208D115030SIK	11,5	12	114	-	-	163	-	2
BLDC208D116030SIK	BLDE208D116030SIK	11,6	12	114	-	-	163	-	2
BLDC208D117030SIK	BLDE208D117030SIK	11,7	12	114	-	-	163	-	2
BLDC208D118030SIK	BLDE208D118030SIK	11,8	12	114	-	-	163	-	2
BLDC208D119030SIK	BLDE208D119030SIK	11,9	12	114	-	-	163	-	2
BLDC208D120030SIK	BLDE208D120030SIK	12,0	12	114	-	-	163	-	2
BLDC208D121030SIK	BLDE208D121030SIK	12,1	14	133	-	-	182	-	2
BLDC208D122030SIK	BLDE208D122030SIK	12,2	14	133	-	-	182	-	2
BLDC208D123030SIK	BLDE208D123030SIK	12,3	14	133	-	-	182	-	2
BLDC208D125030SIK	BLDE208D125030SIK	12,5	14	133	-	-	182	-	2
BLDC208D127030SIK	BLDE208D127030SIK	12,7	14	133	-	-	182	-	2

	P1	P2	P3	H1	H2	H3	K1	K2	M1	M2	S1	S2	N1	N2	G
Vc	140	120	90	-	-	-	200	160	50	50	-	40	-	-	-





 fn	P1	P2	P3	H1	H2	H3	K1	K2	M1	M2	S1	S2	N1	N2	G
Ø0,1-2	-	-	-	-	-	-	-	-	-	-	-	-	-	-	-
Ø2,1-2,5	-	-	-	-	-	-	-	-	-	-	-	-	-	-	-
Ø2,6-3	0,125	0,100	0,080	-	-	-	0,160	0,160	0,063	0,050	-	0,050	-	-	-
Ø3,1-4	0,160	0,125	0,100	-	-	-	0,200	0,200	0,080	0,063	-	0,063	-	-	-
Ø4,1-5	0,160	0,125	0,100	-	-	-	0,250	0,200	0,080	0,063	-	0,063	-	-	-
Ø5,1-6	0,200	0,160	0,125	-	-	-	0,315	0,250	0,100	0,080	-	0,080	-	-	-
Ø6,1-8	0,250	0,200	0,160	-	-	-	0,315	0,315	0,125	0,100	-	0,100	-	-	-
Ø8,1-10	0,315	0,250	0,200	-	-	-	0,400	0,400	0,160	0,125	-	0,125	-	-	-
Ø10,1-12	0,315	0,250	0,200	-	-	-	0,500	0,400	0,160	0,125	-	0,125	-	-	-
Ø12,1-16	0,400	0,315	0,250	-	-	-	0,630	0,500	0,200	0,160	-	0,160	-	-	-
Ø16,1-20	0,500	0,400	0,315	-	-	-	0,630	0,630	0,250	0,200	-	0,200	-	-	-



DIN 6535 HA	DIN 6535 HE	Dc	Ds	Ls	Ln	Dn	Lt	r/c	z
BLDC208D130030SIK	BLDE208D130030SIK	13,0	14	133	-	-	182	-	2
BLDC208D131030SIK	BLDE208D131030SIK	13,1	14	133	-	-	182	-	2
BLDC208D135030SIK	BLDE208D135030SIK	13,5	14	133	-	-	182	-	2
BLDC208D140030SIK	BLDE208D140030SIK	14,0	14	133	-	-	182	-	2
BLDC208D141030SIK	BLDE208D141030SIK	14,1	16	152	-	-	204	-	2
BLDC208D142030SIK	BLDE208D142030SIK	14,2	16	152	-	-	204	-	2
BLDC208D145030SIK	BLDE208D145030SIK	14,5	16	152	-	-	204	-	2
BLDC208D150030SIK	BLDE208D150030SIK	15,0	16	152	-	-	204	-	2
BLDC208D151030SIK	BLDE208D151030SIK	15,1	16	152	-	-	204	-	2
BLDC208D155030SIK	BLDE208D155030SIK	15,5	16	152	-	-	204	-	2
BLDC208D160030SIK	BLDE208D160030SIK	16,0	16	152	-	-	204	-	2
BLDC208D165030SIK	BLDE208D165030SIK	16,5	18	171	-	-	223	-	2
BLDC208D169030SIK	BLDE208D169030SIK	16,9	18	171	-	-	223	-	2
BLDC208D170030SIK	BLDE208D170030SIK	17,0	18	171	-	-	223	-	2
BLDC208D175030SIK	BLDE208D175030SIK	17,5	18	171	-	-	223	-	2
BLDC208D180030SIK	BLDE208D180030SIK	18,0	18	171	-	-	223	-	2
BLDC208D185030SIK	BLDE208D185030SIK	18,5	20	190	-	-	244	-	2
BLDC208D189030SIK	BLDE208D189030SIK	18,9	20	190	-	-	244	-	2
BLDC208D190030SIK	BLDE208D190030SIK	19,0	20	190	-	-	244	-	2
BLDC208D195030SIK	BLDE208D195030SIK	19,5	20	190	-	-	244	-	2
BLDC208D200030SIK	BLDE208D200030SIK	20,0	20	190	-	-	244	-	2

	P1	P2	P3	H1	H2	H3	K1	K2	M1	M2	S1	S2	N1	N2	G
Vc	140	120	90	-	-	-	200	160	50	50	-	40	-	-	-




 fn	P1	P2	P3	H1	H2	H3	K1	K2	M1	M2	S1	S2	N1	N2	G
Ø0,1-2	-	-	-	-	-	-	-	-	-	-	-	-	-	-	-
Ø2,1-2,5	-	-	-	-	-	-	-	-	-	-	-	-	-	-	-
Ø2,6-3	0,125	0,100	0,080	-	-	-	0,160	0,160	0,063	0,050	-	0,050	-	-	-
Ø3,1-4	0,160	0,125	0,100	-	-	-	0,200	0,200	0,080	0,063	-	0,063	-	-	-
Ø4,1-5	0,160	0,125	0,100	-	-	-	0,250	0,200	0,080	0,063	-	0,063	-	-	-
Ø5,1-6	0,200	0,160	0,125	-	-	-	0,315	0,250	0,100	0,080	-	0,080	-	-	-
Ø6,1-8	0,250	0,200	0,160	-	-	-	0,315	0,315	0,125	0,100	-	0,100	-	-	-
Ø8,1-10	0,315	0,250	0,200	-	-	-	0,400	0,400	0,160	0,125	-	0,125	-	-	-
Ø10,1-12	0,315	0,250	0,200	-	-	-	0,500	0,400	0,160	0,125	-	0,125	-	-	-
Ø12,1-16	0,400	0,315	0,250	-	-	-	0,630	0,500	0,200	0,160	-	0,160	-	-	-
Ø16,1-20	0,500	0,400	0,315	-	-	-	0,630	0,630	0,250	0,200	-	0,200	-	-	-



DIN 6535 HA	DIN 6535 HE	Dc	Ds	Ls	Ln	Dn	Lt	r/c	z
BLDC212D030030SIK	-	3,0	6	50	-	-	90	-	2
BLDC212D031030SIK	-	3,1	6	50	-	-	90	-	2
BLDC212D032030SIK	-	3,2	6	50	-	-	90	-	2
BLDC212D033030SIK	-	3,3	6	50	-	-	90	-	2
BLDC212D034030SIK	-	3,4	6	50	-	-	90	-	2
BLDC212D035030SIK	-	3,5	6	50	-	-	90	-	2
BLDC212D036030SIK	-	3,6	6	50	-	-	90	-	2
BLDC212D037030SIK	-	3,7	6	50	-	-	90	-	2
BLDC212D038030SIK	-	3,8	6	64	-	-	102	-	2
BLDC212D039030SIK	-	3,9	6	64	-	-	102	-	2
BLDC212D040030SIK	-	4,0	6	64	-	-	102	-	2
BLDC212D041030SIK	-	4,1	6	64	-	-	102	-	2
BLDC212D042030SIK	-	4,2	6	64	-	-	102	-	2
BLDC212D043030SIK	-	4,3	6	64	-	-	102	-	2
BLDC212D044030SIK	-	4,4	6	64	-	-	102	-	2
BLDC212D045030SIK	-	4,5	6	64	-	-	102	-	2
BLDC212D046030SIK	-	4,6	6	64	-	-	102	-	2
BLDC212D047030SIK	-	4,7	6	64	-	-	102	-	2
BLDC212D048030SIK	-	4,8	6	78	-	-	116	-	2
BLDC212D049030SIK	-	4,9	6	78	-	-	116	-	2
BLDC212D050030SIK	-	5,0	6	78	-	-	116	-	2
BLDC212D051030SIK	-	5,1	6	78	-	-	116	-	2
BLDC212D052030SIK	-	5,2	6	78	-	-	116	-	2
BLDC212D053030SIK	-	5,3	6	78	-	-	116	-	2
BLDC212D054030SIK	-	5,4	6	78	-	-	116	-	2
BLDC212D055030SIK	-	5,5	6	78	-	-	116	-	2
BLDC212D056030SIK	-	5,6	6	78	-	-	116	-	2
BLDC212D057030SIK	-	5,7	6	78	-	-	116	-	2
BLDC212D058030SIK	-	5,8	6	78	-	-	116	-	2
BLDC212D059030SIK	-	5,9	6	78	-	-	116	-	2
BLDC212D060030SIK	-	6,0	6	78	-	-	116	-	2
BLDC212D061030SIK	-	6,1	8	108	-	-	146	-	2

	P1	P2	P3	H1	H2	H3	K1	K2	M1	M2	S1	S2	N1	N2	G
Vc	100	90	60	-	-	-	140	90	40	40	-	30	-	-	-




fn	P1	P2	P3	H1	H2	H3	K1	K2	M1	M2	S1	S2	N1	N2	G
Ø0,1-2	-	-	-	-	-	-	-	-	-	-	-	-	-	-	-
Ø2,1-2,5	-	-	-	-	-	-	-	-	-	-	-	-	-	-	-
Ø2,6-3	0,125	0,100	0,080	-	-	-	0,160	0,160	0,063	0,050	-	0,050	-	-	-
Ø3,1-4	0,160	0,125	0,100	-	-	-	0,200	0,200	0,080	0,063	-	0,063	-	-	-
Ø4,1-5	0,160	0,125	0,100	-	-	-	0,250	0,200	0,080	0,063	-	0,063	-	-	-
Ø5,1-6	0,200	0,160	0,125	-	-	-	0,315	0,250	0,100	0,080	-	0,080	-	-	-
Ø6,1-8	0,250	0,200	0,160	-	-	-	0,315	0,315	0,125	0,100	-	0,100	-	-	-
Ø8,1-10	0,315	0,250	0,200	-	-	-	0,400	0,400	0,160	0,125	-	0,125	-	-	-
Ø10,1-12	0,315	0,250	0,200	-	-	-	0,500	0,400	0,160	0,125	-	0,125	-	-	-
Ø12,1-16	0,400	0,315	0,250	-	-	-	0,630	0,500	0,200	0,160	-	0,160	-	-	-
Ø16,1-20	0,500	0,400	0,315	-	-	-	0,630	0,630	0,250	0,200	-	0,200	-	-	-



DIN 6535 HA	DIN 6535 HE	Dc	Ds	Ls	Ln	Dn	Lt	r/c	z
BLDC212D062030SIK	-	6,2	8	108	-	-	146	-	2
BLDC212D063030SIK	-	6,3	8	108	-	-	146	-	2
BLDC212D064030SIK	-	6,4	8	108	-	-	146	-	2
BLDC212D065030SIK	-	6,5	8	108	-	-	146	-	2
BLDC212D066030SIK	-	6,6	8	108	-	-	146	-	2
BLDC212D067030SIK	-	6,7	8	108	-	-	146	-	2
BLDC212D068030SIK	-	6,8	8	108	-	-	146	-	2
BLDC212D069030SIK	-	6,9	8	108	-	-	146	-	2
BLDC212D070030SIK	-	7,0	8	108	-	-	146	-	2
BLDC212D071030SIK	-	7,1	8	108	-	-	146	-	2
BLDC212D072030SIK	-	7,2	8	108	-	-	146	-	2
BLDC212D073030SIK	-	7,3	8	108	-	-	146	-	2
BLDC212D074030SIK	-	7,4	8	108	-	-	146	-	2
BLDC212D075030SIK	-	7,5	8	108	-	-	146	-	2
BLDC212D076030SIK	-	7,6	8	108	-	-	146	-	2
BLDC212D077030SIK	-	7,7	8	108	-	-	146	-	2
BLDC212D078030SIK	-	7,8	8	108	-	-	146	-	2
BLDC212D079030SIK	-	7,9	8	108	-	-	146	-	2
BLDC212D080030SIK	-	8,0	8	108	-	-	146	-	2
BLDC212D081030SIK	-	8,1	10	120	-	-	162	-	2
BLDC212D082030SIK	-	8,2	10	120	-	-	162	-	2
BLDC212D083030SIK	-	8,3	10	120	-	-	162	-	2
BLDC212D084030SIK	-	8,4	10	120	-	-	162	-	2
BLDC212D085030SIK	-	8,5	10	120	-	-	162	-	2
BLDC212D086030SIK	-	8,6	10	120	-	-	162	-	2
BLDC212D087030SIK	-	8,7	10	120	-	-	162	-	2
BLDC212D088030SIK	-	8,8	10	120	-	-	162	-	2
BLDC212D089030SIK	-	8,9	10	120	-	-	162	-	2
BLDC212D090030SIK	-	9,0	10	120	-	-	162	-	2
BLDC212D091030SIK	-	9,1	10	120	-	-	162	-	2
BLDC212D092030SIK	-	9,2	10	120	-	-	162	-	2
BLDC212D093030SIK	-	9,3	10	120	-	-	162	-	2

	P1	P2	P3	H1	H2	H3	K1	K2	M1	M2	S1	S2	N1	N2	G
Vc	100	90	60	-	-	-	140	90	40	40	-	30	-	-	-




fn	P1	P2	P3	H1	H2	H3	K1	K2	M1	M2	S1	S2	N1	N2	G
Ø0,1-2	-	-	-	-	-	-	-	-	-	-	-	-	-	-	-
Ø2,1-2,5	-	-	-	-	-	-	-	-	-	-	-	-	-	-	-
Ø2,6-3	0,125	0,100	0,080	-	-	-	0,160	0,160	0,063	0,050	-	0,050	-	-	-
Ø3,1-4	0,160	0,125	0,100	-	-	-	0,200	0,200	0,080	0,063	-	0,063	-	-	-
Ø4,1-5	0,160	0,125	0,100	-	-	-	0,250	0,200	0,080	0,063	-	0,063	-	-	-
Ø5,1-6	0,200	0,160	0,125	-	-	-	0,315	0,250	0,100	0,080	-	0,080	-	-	-
Ø6,1-8	0,250	0,200	0,160	-	-	-	0,315	0,315	0,125	0,100	-	0,100	-	-	-
Ø8,1-10	0,315	0,250	0,200	-	-	-	0,400	0,400	0,160	0,125	-	0,125	-	-	-
Ø10,1-12	0,315	0,250	0,200	-	-	-	0,500	0,400	0,160	0,125	-	0,125	-	-	-
Ø12,1-16	0,400	0,315	0,250	-	-	-	0,630	0,500	0,200	0,160	-	0,160	-	-	-
Ø16,1-20	0,500	0,400	0,315	-	-	-	0,630	0,630	0,250	0,200	-	0,200	-	-	-



DIN 6535 HA	DIN 6535 HE	Dc	Ds	Ls	Ln	Dn	Lt	r/c	z
BLDC212D094030SIK	-	9,4	10	120	-	-	162	-	2
BLDC212D095030SIK	-	9,5	10	120	-	-	162	-	2
BLDC212D096030SIK	-	9,6	10	120	-	-	162	-	2
BLDC212D097030SIK	-	9,7	10	120	-	-	162	-	2
BLDC212D098030SIK	-	9,8	10	120	-	-	162	-	2
BLDC212D099030SIK	-	9,9	10	120	-	-	162	-	2
BLDC212D100030SIK	-	10,0	10	120	-	-	162	-	2
BLDC212D101030SIK	-	10,1	12	156	-	-	204	-	2
BLDC212D102030SIK	-	10,2	12	156	-	-	204	-	2
BLDC212D103030SIK	-	10,3	12	156	-	-	204	-	2
BLDC212D105030SIK	-	10,5	12	156	-	-	204	-	2
BLDC212D106030SIK	-	10,6	12	156	-	-	204	-	2
BLDC212D107030SIK	-	10,7	12	156	-	-	204	-	2
BLDC212D108030SIK	-	10,8	12	156	-	-	204	-	2
BLDC212D110030SIK	-	11,0	12	156	-	-	204	-	2
BLDC212D115030SIK	-	11,5	12	156	-	-	204	-	2
BLDC212D120030SIK	-	12,0	12	156	-	-	204	-	2
BLDC212D123030SIK	-	12,3	14	182	-	-	230	-	2
BLDC212D125030SIK	-	12,5	14	182	-	-	230	-	2
BLDC212D127030SIK	-	12,7	14	182	-	-	230	-	2
BLDC212D130030SIK	-	13,0	14	182	-	-	230	-	2
BLDC212D135030SIK	-	13,5	14	182	-	-	230	-	2
BLDC212D140030SIK	-	14,0	14	182	-	-	230	-	2
BLDC212D145030SIK	-	14,5	16	208	-	-	260	-	2
BLDC212D150030SIK	-	15,0	16	208	-	-	260	-	2
BLDC212D155030SIK	-	15,5	16	208	-	-	260	-	2
BLDC212D160030SIK	-	16,0	16	208	-	-	260	-	2
BLDC212D165030SIK	-	16,5	18	234	-	-	285	-	2
BLDC212D170030SIK	-	17,0	18	234	-	-	285	-	2
BLDC212D175030SIK	-	17,5	18	234	-	-	285	-	2
BLDC212D180030SIK	-	18,0	18	234	-	-	285	-	2
BLDC212D185030SIK	-	18,5	20	258	-	-	310	-	2

	P1	P2	P3	H1	H2	H3	K1	K2	M1	M2	S1	S2	N1	N2	G
Vc	100	90	60	-	-	-	140	90	40	40	-	30	-	-	-




fn	P1	P2	P3	H1	H2	H3	K1	K2	M1	M2	S1	S2	N1	N2	G
Ø0,1-2	-	-	-	-	-	-	-	-	-	-	-	-	-	-	-
Ø2,1-2,5	-	-	-	-	-	-	-	-	-	-	-	-	-	-	-
Ø2,6-3	0,125	0,100	0,080	-	-	-	0,160	0,160	0,063	0,050	-	0,050	-	-	-
Ø3,1-4	0,160	0,125	0,100	-	-	-	0,200	0,200	0,080	0,063	-	0,063	-	-	-
Ø4,1-5	0,160	0,125	0,100	-	-	-	0,250	0,200	0,080	0,063	-	0,063	-	-	-
Ø5,1-6	0,200	0,160	0,125	-	-	-	0,315	0,250	0,100	0,080	-	0,080	-	-	-
Ø6,1-8	0,250	0,200	0,160	-	-	-	0,315	0,315	0,125	0,100	-	0,100	-	-	-
Ø8,1-10	0,315	0,250	0,200	-	-	-	0,400	0,400	0,160	0,125	-	0,125	-	-	-
Ø10,1-12	0,315	0,250	0,200	-	-	-	0,500	0,400	0,160	0,125	-	0,125	-	-	-
Ø12,1-16	0,400	0,315	0,250	-	-	-	0,630	0,500	0,200	0,160	-	0,160	-	-	-
Ø16,1-20	0,500	0,400	0,315	-	-	-	0,630	0,630	0,250	0,200	-	0,200	-	-	-



DIN 6535 HA	DIN 6535 HE	Dc	Ds	Ls	Ln	Dn	Lt	r/c	z
BLDC212D19003OSIK	-	19,0	20	258	-	-	310	-	2
BLDC212D19503OSIK	-	19,5	20	258	-	-	310	-	2
BLDC212D20003OSIK	-	20,0	20	258	-	-	310	-	2

	P1	P2	P3	H1	H2	H3	K1	K2	M1	M2	S1	S2	N1	N2	G
Vc	100	90	60	-	-	-	140	90	40	40	-	30	-	-	-



fn	P1	P2	P3	H1	H2	H3	K1	K2	M1	M2	S1	S2	N1	N2	G
Ø0,1-2	-	-	-	-	-	-	-	-	-	-	-	-	-	-	-
Ø2,1-2,5	-	-	-	-	-	-	-	-	-	-	-	-	-	-	-
Ø2,6-3	0,125	0,100	0,080	-	-	-	0,160	0,160	0,063	0,050	-	0,050	-	-	-
Ø3,1-4	0,160	0,125	0,100	-	-	-	0,200	0,200	0,080	0,063	-	0,063	-	-	-
Ø4,1-5	0,160	0,125	0,100	-	-	-	0,250	0,200	0,080	0,063	-	0,063	-	-	-
Ø5,1-6	0,200	0,160	0,125	-	-	-	0,315	0,250	0,100	0,080	-	0,080	-	-	-
Ø6,1-8	0,250	0,200	0,160	-	-	-	0,315	0,315	0,125	0,100	-	0,100	-	-	-
Ø8,1-10	0,315	0,250	0,200	-	-	-	0,400	0,400	0,160	0,125	-	0,125	-	-	-
Ø10,1-12	0,315	0,250	0,200	-	-	-	0,500	0,400	0,160	0,125	-	0,125	-	-	-
Ø12,1-16	0,400	0,315	0,250	-	-	-	0,630	0,500	0,200	0,160	-	0,160	-	-	-
Ø16,1-20	0,500	0,400	0,315	-	-	-	0,630	0,630	0,250	0,200	-	0,200	-	-	-

Notes

ALCrN DRILLS

^{NL} AlCrN Boren | ^{DE} AlCrN Bohrer | ^{FR} AlCrN Forets

Dc
3-20

ALCrN

140°






- | | | | | | |
|---------------------|-----------|---------------------|-----------|---------------------|-----------|
| ① PLDSC203Dxxx30S | 📄 228-237 | ③ PLDSC205Dxxx30S | 📄 248-257 | ⑤ PLDSC208Dxxx30SIK | 📄 268-275 |
| ② PLDSC203Dxxx30SIK | 📄 238-247 | ④ PLDSC205Dxxx30SIK | 📄 258-267 | ⑥ PLDSC212Dxxx30SIK | 📄 276-283 |



DIN 6535 HA	DIN 6535 HE	Dc	Ds	Ls	Ln	Dn	Lt	r/c	z
PLDSC203D030030S	PLDSE203D030030S	3,0	6	20	-	-	62	-	2
PLDSC203D031030S	PLDSE203D031030S	3,1	6	20	-	-	62	-	2
PLDSC203D032030S	PLDSE203D032030S	3,2	6	20	-	-	62	-	2
PLDSC203D033030S	PLDSE203D033030S	3,3	6	20	-	-	62	-	2
PLDSC203D034030S	PLDSE203D034030S	3,4	6	20	-	-	62	-	2
PLDSC203D035030S	PLDSE203D035030S	3,5	6	20	-	-	62	-	2
PLDSC203D036030S	PLDSE203D036030S	3,6	6	20	-	-	62	-	2
PLDSC203D037030S	PLDSE203D037030S	3,7	6	20	-	-	62	-	2
PLDSC203D038030S	PLDSE203D038030S	3,8	6	24	-	-	66	-	2
PLDSC203D039030S	PLDSE203D039030S	3,9	6	24	-	-	66	-	2
PLDSC203D040030S	PLDSE203D040030S	4,0	6	24	-	-	66	-	2
PLDSC203D041030S	PLDSE203D041030S	4,1	6	24	-	-	66	-	2
PLDSC203D042030S	PLDSE203D042030S	4,2	6	24	-	-	66	-	2
PLDSC203D043030S	PLDSE203D043030S	4,3	6	24	-	-	66	-	2
PLDSC203D044030S	PLDSE203D044030S	4,4	6	24	-	-	66	-	2
PLDSC203D045030S	PLDSE203D045030S	4,5	6	24	-	-	66	-	2
PLDSC203D046030S	PLDSE203D046030S	4,6	6	24	-	-	66	-	2
PLDSC203D046530S	PLDSE203D046530S	4,65	6	24	-	-	66	-	2
PLDSC203D047030S	PLDSE203D047030S	4,7	6	24	-	-	66	-	2
PLDSC203D048030S	PLDSE203D048030S	4,8	6	28	-	-	66	-	2
PLDSC203D049030S	PLDSE203D049030S	4,9	6	28	-	-	66	-	2
PLDSC203D050030S	PLDSE203D050030S	5,0	6	28	-	-	66	-	2
PLDSC203D051030S	PLDSE203D051030S	5,1	6	28	-	-	66	-	2
PLDSC203D052030S	PLDSE203D052030S	5,2	6	28	-	-	66	-	2
PLDSC203D053030S	PLDSE203D053030S	5,3	6	28	-	-	66	-	2
PLDSC203D054030S	PLDSE203D054030S	5,4	6	28	-	-	66	-	2
PLDSC203D055030S	PLDSE203D055030S	5,5	6	28	-	-	66	-	2
PLDSC203D055530S	PLDSE203D055530S	5,55	6	28	-	-	66	-	2
PLDSC203D056030S	PLDSE203D056030S	5,6	6	28	-	-	66	-	2
PLDSC203D057030S	PLDSE203D057030S	5,7	6	28	-	-	66	-	2
PLDSC203D058030S	PLDSE203D058030S	5,8	6	28	-	-	66	-	2
PLDSC203D059030S	PLDSE203D059030S	5,9	6	28	-	-	66	-	2

	P1	P2	P3	H1	H2	H3	K1	K2	M1	M2	S1	S2	N1	N2	G
Vc	160	140	110	70	50	-	220	180	-	-	-	-	-	-	-






 fn	P1	P2	P3	H1	H2	H3	K1	K2	M1	M2	S1	S2	N1	N2	G
Ø0,1-2	-	-	-	-	-	-	-	-	-	-	-	-	-	-	-
Ø2,1-2,5	-	-	-	-	-	-	-	-	-	-	-	-	-	-	-
Ø2,6-3	0,125	0,100	0,080	0,050	0,040	-	0,160	0,160	-	-	-	-	-	-	-
Ø3,1-4	0,160	0,125	0,100	0,063	0,050	-	0,200	0,200	-	-	-	-	-	-	-
Ø4,1-5	0,160	0,125	0,100	0,063	0,050	-	0,250	0,200	-	-	-	-	-	-	-
Ø5,1-6	0,200	0,160	0,125	0,080	0,063	-	0,315	0,250	-	-	-	-	-	-	-
Ø6,1-8	0,250	0,200	0,160	0,100	0,080	-	0,315	0,315	-	-	-	-	-	-	-
Ø8,1-10	0,315	0,250	0,200	0,125	0,100	-	0,400	0,400	-	-	-	-	-	-	-
Ø10,1-12	0,315	0,250	0,200	0,125	0,100	-	0,500	0,400	-	-	-	-	-	-	-
Ø12,1-16	0,400	0,315	0,250	0,160	0,125	-	0,630	0,500	-	-	-	-	-	-	-
Ø16,1-20	0,500	0,400	0,315	0,200	0,160	-	0,630	0,630	-	-	-	-	-	-	-



DIN 6535 HA	DIN 6535 HE	Dc	Ds	Ls	Ln	Dn	Lt	r/c	z
PLDSC203D060030S	PLDSE203D060030S	6,0	6	28	-	-	66	-	2
PLDSC203D061030S	PLDSE203D061030S	6,1	8	34	-	-	79	-	2
PLDSC203D062030S	PLDSE203D062030S	6,2	8	34	-	-	79	-	2
PLDSC203D063030S	PLDSE203D063030S	6,3	8	34	-	-	79	-	2
PLDSC203D064030S	PLDSE203D064030S	6,4	8	34	-	-	79	-	2
PLDSC203D065030S	PLDSE203D065030S	6,5	8	34	-	-	79	-	2
PLDSC203D066030S	PLDSE203D066030S	6,6	8	34	-	-	79	-	2
PLDSC203D067030S	PLDSE203D067030S	6,7	8	34	-	-	79	-	2
PLDSC203D068030S	PLDSE203D068030S	6,8	8	34	-	-	79	-	2
PLDSC203D069030S	PLDSE203D069030S	6,9	8	34	-	-	79	-	2
PLDSC203D070030S	PLDSE203D070030S	7,0	8	34	-	-	79	-	2
PLDSC203D071030S	PLDSE203D071030S	7,1	8	41	-	-	79	-	2
PLDSC203D072030S	PLDSE203D072030S	7,2	8	41	-	-	79	-	2
PLDSC203D073030S	PLDSE203D073030S	7,3	8	41	-	-	79	-	2
PLDSC203D074030S	PLDSE203D074030S	7,4	8	41	-	-	79	-	2
PLDSC203D075030S	PLDSE203D075030S	7,5	8	41	-	-	79	-	2
PLDSC203D076030S	PLDSE203D076030S	7,6	8	41	-	-	79	-	2
PLDSC203D077030S	PLDSE203D077030S	7,7	8	41	-	-	79	-	2
PLDSC203D078030S	PLDSE203D078030S	7,8	8	41	-	-	79	-	2
PLDSC203D079030S	PLDSE203D079030S	7,9	8	41	-	-	79	-	2
PLDSC203D080030S	PLDSE203D080030S	8,0	8	41	-	-	79	-	2
PLDSC203D081030S	PLDSE203D081030S	8,1	10	47	-	-	89	-	2
PLDSC203D082030S	PLDSE203D082030S	8,2	10	47	-	-	89	-	2
PLDSC203D083030S	PLDSE203D083030S	8,3	10	47	-	-	89	-	2
PLDSC203D084030S	PLDSE203D084030S	8,4	10	47	-	-	89	-	2
PLDSC203D085030S	PLDSE203D085030S	8,5	10	47	-	-	89	-	2
PLDSC203D086030S	PLDSE203D086030S	8,6	10	47	-	-	89	-	2
PLDSC203D087030S	PLDSE203D087030S	8,7	10	47	-	-	89	-	2
PLDSC203D088030S	PLDSE203D088030S	8,8	10	47	-	-	89	-	2
PLDSC203D089030S	PLDSE203D089030S	8,9	10	47	-	-	89	-	2
PLDSC203D090030S	PLDSE203D090030S	9,0	10	47	-	-	89	-	2
PLDSC203D091030S	PLDSE203D091030S	9,1	10	47	-	-	89	-	2

	P1	P2	P3	H1	H2	H3	K1	K2	M1	M2	S1	S2	N1	N2	G
Vc	160	140	110	70	50	-	220	180	-	-	-	-	-	-	-





 fn	P1	P2	P3	H1	H2	H3	K1	K2	M1	M2	S1	S2	N1	N2	G
Ø0,1-2	-	-	-	-	-	-	-	-	-	-	-	-	-	-	-
Ø2,1-2,5	-	-	-	-	-	-	-	-	-	-	-	-	-	-	-
Ø2,6-3	0,125	0,100	0,080	0,050	0,040	-	0,160	0,160	-	-	-	-	-	-	-
Ø3,1-4	0,160	0,125	0,100	0,063	0,050	-	0,200	0,200	-	-	-	-	-	-	-
Ø4,1-5	0,160	0,125	0,100	0,063	0,050	-	0,250	0,200	-	-	-	-	-	-	-
Ø5,1-6	0,200	0,160	0,125	0,080	0,063	-	0,315	0,250	-	-	-	-	-	-	-
Ø6,1-8	0,250	0,200	0,160	0,100	0,080	-	0,315	0,315	-	-	-	-	-	-	-
Ø8,1-10	0,315	0,250	0,200	0,125	0,100	-	0,400	0,400	-	-	-	-	-	-	-
Ø10,1-12	0,315	0,250	0,200	0,125	0,100	-	0,500	0,400	-	-	-	-	-	-	-
Ø12,1-16	0,400	0,315	0,250	0,160	0,125	-	0,630	0,500	-	-	-	-	-	-	-
Ø16,1-20	0,500	0,400	0,315	0,200	0,160	-	0,630	0,630	-	-	-	-	-	-	-



DIN 6535 HA	DIN 6535 HE	Dc	Ds	Ls	Ln	Dn	Lt	r/c	z
PLDSC203D092030S	PLDSE203D092030S	9,2	10	47	-	-	89	-	2
PLDSC203D093030S	PLDSE203D093030S	9,3	10	47	-	-	89	-	2
PLDSC203D094030S	PLDSE203D094030S	9,4	10	47	-	-	89	-	2
PLDSC203D095030S	PLDSE203D095030S	9,5	10	47	-	-	89	-	2
PLDSC203D096030S	PLDSE203D096030S	9,6	10	47	-	-	89	-	2
PLDSC203D097030S	PLDSE203D097030S	9,7	10	47	-	-	89	-	2
PLDSC203D098030S	PLDSE203D098030S	9,8	10	47	-	-	89	-	2
PLDSC203D099030S	PLDSE203D099030S	9,9	10	47	-	-	89	-	2
PLDSC203D100030S	PLDSE203D100030S	10,0	10	47	-	-	89	-	2
PLDSC203D101030S	PLDSE203D101030S	10,1	12	55	-	-	102	-	2
PLDSC203D102030S	PLDSE203D102030S	10,2	12	55	-	-	102	-	2
PLDSC203D103030S	PLDSE203D103030S	10,3	12	55	-	-	102	-	2
PLDSC203D104030S	PLDSE203D104030S	10,4	12	55	-	-	102	-	2
PLDSC203D105030S	PLDSE203D105030S	10,5	12	55	-	-	102	-	2
PLDSC203D106030S	PLDSE203D106030S	10,6	12	55	-	-	102	-	2
PLDSC203D107030S	PLDSE203D107030S	10,7	12	55	-	-	102	-	2
PLDSC203D108030S	PLDSE203D108030S	10,8	12	55	-	-	102	-	2
PLDSC203D109030S	PLDSE203D109030S	10,9	12	55	-	-	102	-	2
PLDSC203D110030S	PLDSE203D110030S	11,0	12	55	-	-	102	-	2
PLDSC203D111030S	PLDSE203D111030S	11,1	12	55	-	-	102	-	2
PLDSC203D112030S	PLDSE203D112030S	11,2	12	55	-	-	102	-	2
PLDSC203D113030S	PLDSE203D113030S	11,3	12	55	-	-	102	-	2
PLDSC203D114030S	PLDSE203D114030S	11,4	12	55	-	-	102	-	2
PLDSC203D115030S	PLDSE203D115030S	11,5	12	55	-	-	102	-	2
PLDSC203D116030S	PLDSE203D116030S	11,6	12	55	-	-	102	-	2
PLDSC203D117030S	PLDSE203D117030S	11,7	12	55	-	-	102	-	2
PLDSC203D118030S	PLDSE203D118030S	11,8	12	55	-	-	102	-	2
PLDSC203D119030S	PLDSE203D119030S	11,9	12	55	-	-	102	-	2
PLDSC203D120030S	PLDSE203D120030S	12,0	12	55	-	-	102	-	2
PLDSC203D121030S	PLDSE203D121030S	12,1	14	60	-	-	107	-	2
PLDSC203D122030S	PLDSE203D122030S	12,2	14	60	-	-	107	-	2
PLDSC203D123030S	PLDSE203D123030S	12,3	14	60	-	-	107	-	2

	P1	P2	P3	H1	H2	H3	K1	K2	M1	M2	S1	S2	N1	N2	G
Vc	160	140	110	70	50	-	220	180	-	-	-	-	-	-	-






fn	P1	P2	P3	H1	H2	H3	K1	K2	M1	M2	S1	S2	N1	N2	G
Ø0,1-2	-	-	-	-	-	-	-	-	-	-	-	-	-	-	-
Ø2,1-2,5	-	-	-	-	-	-	-	-	-	-	-	-	-	-	-
Ø2,6-3	0,125	0,100	0,080	0,050	0,040	-	0,160	0,160	-	-	-	-	-	-	-
Ø3,1-4	0,160	0,125	0,100	0,063	0,050	-	0,200	0,200	-	-	-	-	-	-	-
Ø4,1-5	0,160	0,125	0,100	0,063	0,050	-	0,250	0,200	-	-	-	-	-	-	-
Ø5,1-6	0,200	0,160	0,125	0,080	0,063	-	0,315	0,250	-	-	-	-	-	-	-
Ø6,1-8	0,250	0,200	0,160	0,100	0,080	-	0,315	0,315	-	-	-	-	-	-	-
Ø8,1-10	0,315	0,250	0,200	0,125	0,100	-	0,400	0,400	-	-	-	-	-	-	-
Ø10,1-12	0,315	0,250	0,200	0,125	0,100	-	0,500	0,400	-	-	-	-	-	-	-
Ø12,1-16	0,400	0,315	0,250	0,160	0,125	-	0,630	0,500	-	-	-	-	-	-	-
Ø16,1-20	0,500	0,400	0,315	0,200	0,160	-	0,630	0,630	-	-	-	-	-	-	-



DIN 6535 HA	DIN 6535 HE	Dc	Ds	Ls	Ln	Dn	Lt	r/c	z
PLDSC203D124030S	PLDSE203D124030S	12,4	14	60	-	-	107	-	2
PLDSC203D125030S	PLDSE203D125030S	12,5	14	60	-	-	107	-	2
PLDSC203D126030S	PLDSE203D126030S	12,6	14	60	-	-	107	-	2
PLDSC203D127030S	PLDSE203D127030S	12,7	14	60	-	-	107	-	2
PLDSC203D128030S	PLDSE203D128030S	12,8	14	60	-	-	107	-	2
PLDSC203D129030S	PLDSE203D129030S	12,9	14	60	-	-	107	-	2
PLDSC203D130030S	PLDSE203D130030S	13,0	14	60	-	-	107	-	2
PLDSC203D131030S	PLDSE203D131030S	13,1	14	60	-	-	107	-	2
PLDSC203D132030S	PLDSE203D132030S	13,2	14	60	-	-	107	-	2
PLDSC203D133030S	PLDSE203D133030S	13,3	14	60	-	-	107	-	2
PLDSC203D134030S	PLDSE203D134030S	13,4	14	60	-	-	107	-	2
PLDSC203D135030S	PLDSE203D135030S	13,5	14	60	-	-	107	-	2
PLDSC203D136030S	PLDSE203D136030S	13,6	14	60	-	-	107	-	2
PLDSC203D137030S	PLDSE203D137030S	13,7	14	60	-	-	107	-	2
PLDSC203D138030S	PLDSE203D138030S	13,8	14	60	-	-	107	-	2
PLDSC203D139030S	PLDSE203D139030S	13,9	14	60	-	-	107	-	2
PLDSC203D140030S	PLDSE203D140030S	14,0	14	60	-	-	107	-	2
PLDSC203D141030S	PLDSE203D141030S	14,1	16	65	-	-	115	-	2
PLDSC203D142030S	PLDSE203D142030S	14,2	16	65	-	-	115	-	2
PLDSC203D143030S	PLDSE203D143030S	14,3	16	65	-	-	115	-	2
PLDSC203D144030S	PLDSE203D144030S	14,4	16	65	-	-	115	-	2
PLDSC203D145030S	PLDSE203D145030S	14,5	16	65	-	-	115	-	2
PLDSC203D146030S	PLDSE203D146030S	14,6	16	65	-	-	115	-	2
PLDSC203D147030S	PLDSE203D147030S	14,7	16	65	-	-	115	-	2
PLDSC203D148030S	PLDSE203D148030S	14,8	16	65	-	-	115	-	2
PLDSC203D149030S	PLDSE203D149030S	14,9	16	65	-	-	115	-	2
PLDSC203D150030S	PLDSE203D150030S	15,0	16	65	-	-	115	-	2
PLDSC203D151030S	PLDSE203D151030S	15,1	16	65	-	-	115	-	2
PLDSC203D152030S	PLDSE203D152030S	15,2	16	65	-	-	115	-	2
PLDSC203D153030S	PLDSE203D153030S	15,3	16	65	-	-	115	-	2
PLDSC203D154030S	PLDSE203D154030S	15,4	16	65	-	-	115	-	2
PLDSC203D155030S	PLDSE203D155030S	15,5	16	65	-	-	115	-	2

Vc	P1	P2	P3	H1	H2	H3	K1	K2	M1	M2	S1	S2	N1	N2	G
	160	140	110	70	50	-	220	180	-	-	-	-	-	-	-





 fn	P1	P2	P3	H1	H2	H3	K1	K2	M1	M2	S1	S2	N1	N2	G
Ø0,1-2	-	-	-	-	-	-	-	-	-	-	-	-	-	-	-
Ø2,1-2,5	-	-	-	-	-	-	-	-	-	-	-	-	-	-	-
Ø2,6-3	0,125	0,100	0,080	0,050	0,040	-	0,160	0,160	-	-	-	-	-	-	-
Ø3,1-4	0,160	0,125	0,100	0,063	0,050	-	0,200	0,200	-	-	-	-	-	-	-
Ø4,1-5	0,160	0,125	0,100	0,063	0,050	-	0,250	0,200	-	-	-	-	-	-	-
Ø5,1-6	0,200	0,160	0,125	0,080	0,063	-	0,315	0,250	-	-	-	-	-	-	-
Ø6,1-8	0,250	0,200	0,160	0,100	0,080	-	0,315	0,315	-	-	-	-	-	-	-
Ø8,1-10	0,315	0,250	0,200	0,125	0,100	-	0,400	0,400	-	-	-	-	-	-	-
Ø10,1-12	0,315	0,250	0,200	0,125	0,100	-	0,500	0,400	-	-	-	-	-	-	-
Ø12,1-16	0,400	0,315	0,250	0,160	0,125	-	0,630	0,500	-	-	-	-	-	-	-
Ø16,1-20	0,500	0,400	0,315	0,200	0,160	-	0,630	0,630	-	-	-	-	-	-	-



DIN 6535 HA	DIN 6535 HE	Dc	Ds	Ls	Ln	Dn	Lt	r/c	z
PLDSC203D156030S	PLDSE203D156030S	15,6	16	65	-	-	115	-	2
PLDSC203D157030S	PLDSE203D157030S	15,7	16	65	-	-	115	-	2
PLDSC203D158030S	PLDSE203D158030S	15,8	16	65	-	-	115	-	2
PLDSC203D159030S	PLDSE203D159030S	15,9	16	65	-	-	115	-	2
PLDSC203D160030S	PLDSE203D160030S	16,0	16	65	-	-	115	-	2
PLDSC203D165030S	PLDSE203D165030S	16,5	18	73	-	-	123	-	2
PLDSC203D167030S	PLDSE203D167030S	16,7	18	73	-	-	123	-	2
PLDSC203D169030S	PLDSE203D169030S	16,9	18	73	-	-	123	-	2
PLDSC203D170030S	PLDSE203D170030S	17,0	18	73	-	-	123	-	2
PLDSC203D175030S	PLDSE203D175030S	17,5	18	73	-	-	123	-	2
PLDSC203D177030S	PLDSE203D177030S	17,7	18	73	-	-	123	-	2
PLDSC203D179030S	PLDSE203D179030S	17,9	18	73	-	-	123	-	2
PLDSC203D180030S	PLDSE203D180030S	18,0	18	73	-	-	123	-	2
PLDSC203D185030S	PLDSE203D185030S	18,5	20	79	-	-	131	-	2
PLDSC203D187030S	PLDSE203D187030S	18,7	20	79	-	-	131	-	2
PLDSC203D189030S	PLDSE203D189030S	18,9	20	79	-	-	131	-	2
PLDSC203D190030S	PLDSE203D190030S	19,0	20	79	-	-	131	-	2
PLDSC203D195030S	PLDSE203D195030S	19,5	20	79	-	-	131	-	2
PLDSC203D197030S	PLDSE203D197030S	19,7	20	79	-	-	131	-	2
PLDSC203D199030S	PLDSE203D199030S	19,9	20	79	-	-	131	-	2
PLDSC203D200030S	PLDSE203D200030S	20,0	20	79	-	-	131	-	2

	P1	P2	P3	H1	H2	H3	K1	K2	M1	M2	S1	S2	N1	N2	G
Vc	160	140	110	70	50	-	220	180	-	-	-	-	-	-	-





fn	P1	P2	P3	H1	H2	H3	K1	K2	M1	M2	S1	S2	N1	N2	G
Ø0,1-2	-	-	-	-	-	-	-	-	-	-	-	-	-	-	-
Ø2,1-2,5	-	-	-	-	-	-	-	-	-	-	-	-	-	-	-
Ø2,6-3	0,125	0,100	0,080	0,050	0,040	-	0,160	0,160	-	-	-	-	-	-	-
Ø3,1-4	0,160	0,125	0,100	0,063	0,050	-	0,200	0,200	-	-	-	-	-	-	-
Ø4,1-5	0,160	0,125	0,100	0,063	0,050	-	0,250	0,200	-	-	-	-	-	-	-
Ø5,1-6	0,200	0,160	0,125	0,080	0,063	-	0,315	0,250	-	-	-	-	-	-	-
Ø6,1-8	0,250	0,200	0,160	0,100	0,080	-	0,315	0,315	-	-	-	-	-	-	-
Ø8,1-10	0,315	0,250	0,200	0,125	0,100	-	0,400	0,400	-	-	-	-	-	-	-
Ø10,1-12	0,315	0,250	0,200	0,125	0,100	-	0,500	0,400	-	-	-	-	-	-	-
Ø12,1-16	0,400	0,315	0,250	0,160	0,125	-	0,630	0,500	-	-	-	-	-	-	-
Ø16,1-20	0,500	0,400	0,315	0,200	0,160	-	0,630	0,630	-	-	-	-	-	-	-



DIN 6535 HA		DIN 6535 HE		Dc	Ds	Ls	Ln	Dn	Lt	r/c	z
PLDSC203D030030SIK	PLDSE203D030030SIK	3,0	6	20	-	-	62	-	2		
PLDSC203D031030SIK	PLDSE203D031030SIK	3,1	6	20	-	-	62	-	2		
PLDSC203D032030SIK	PLDSE203D032030SIK	3,2	6	20	-	-	62	-	2		
PLDSC203D033030SIK	PLDSE203D033030SIK	3,3	6	20	-	-	62	-	2		
PLDSC203D034030SIK	PLDSE203D034030SIK	3,4	6	20	-	-	62	-	2		
PLDSC203D035030SIK	PLDSE203D035030SIK	3,5	6	20	-	-	62	-	2		
PLDSC203D036030SIK	PLDSE203D036030SIK	3,6	6	20	-	-	62	-	2		
PLDSC203D037030SIK	PLDSE203D037030SIK	3,7	6	20	-	-	62	-	2		
PLDSC203D038030SIK	PLDSE203D038030SIK	3,8	6	24	-	-	66	-	2		
PLDSC203D039030SIK	PLDSE203D039030SIK	3,9	6	24	-	-	66	-	2		
PLDSC203D040030SIK	PLDSE203D040030SIK	4,0	6	24	-	-	66	-	2		
PLDSC203D041030SIK	PLDSE203D041030SIK	4,1	6	24	-	-	66	-	2		
PLDSC203D042030SIK	PLDSE203D042030SIK	4,2	6	24	-	-	66	-	2		
PLDSC203D043030SIK	PLDSE203D043030SIK	4,3	6	24	-	-	66	-	2		
PLDSC203D044030SIK	PLDSE203D044030SIK	4,4	6	24	-	-	66	-	2		
PLDSC203D045030SIK	PLDSE203D045030SIK	4,5	6	24	-	-	66	-	2		
PLDSC203D046030SIK	PLDSE203D046030SIK	4,6	6	24	-	-	66	-	2		
PLDSC203D046530SIK	PLDSE203D046530SIK	4,65	6	24	-	-	66	-	2		
PLDSC203D047030SIK	PLDSE203D047030SIK	4,7	6	24	-	-	66	-	2		
PLDSC203D048030SIK	PLDSE203D048030SIK	4,8	6	28	-	-	66	-	2		
PLDSC203D049030SIK	PLDSE203D049030SIK	4,9	6	28	-	-	66	-	2		
PLDSC203D050030SIK	PLDSE203D050030SIK	5,0	6	28	-	-	66	-	2		
PLDSC203D051030SIK	PLDSE203D051030SIK	5,1	6	28	-	-	66	-	2		
PLDSC203D052030SIK	PLDSE203D052030SIK	5,2	6	28	-	-	66	-	2		
PLDSC203D053030SIK	PLDSE203D053030SIK	5,3	6	28	-	-	66	-	2		
PLDSC203D054030SIK	PLDSE203D054030SIK	5,4	6	28	-	-	66	-	2		
PLDSC203D055030SIK	PLDSE203D055030SIK	5,5	6	28	-	-	66	-	2		
PLDSC203D055530SIK	PLDSE203D055530SIK	5,55	6	28	-	-	66	-	2		
PLDSC203D056030SIK	PLDSE203D056030SIK	5,6	6	28	-	-	66	-	2		
PLDSC203D057030SIK	PLDSE203D057030SIK	5,7	6	28	-	-	66	-	2		
PLDSC203D058030SIK	PLDSE203D058030SIK	5,8	6	28	-	-	66	-	2		
PLDSC203D059030SIK	PLDSE203D059030SIK	5,9	6	28	-	-	66	-	2		

	P1	P2	P3	H1	H2	H3	K1	K2	M1	M2	S1	S2	N1	N2	G
Vc	160	140	110	70	50	-	220	180	-	-	-	-	-	-	-





 fn	P1	P2	P3	H1	H2	H3	K1	K2	M1	M2	S1	S2	N1	N2	G
Ø0,1-2	-	-	-	-	-	-	-	-	-	-	-	-	-	-	-
Ø2,1-2,5	-	-	-	-	-	-	-	-	-	-	-	-	-	-	-
Ø2,6-3	0,125	0,100	0,080	0,050	0,040	-	0,160	0,160	-	-	-	-	-	-	-
Ø3,1-4	0,160	0,125	0,100	0,063	0,050	-	0,200	0,200	-	-	-	-	-	-	-
Ø4,1-5	0,160	0,125	0,100	0,063	0,050	-	0,250	0,200	-	-	-	-	-	-	-
Ø5,1-6	0,200	0,160	0,125	0,080	0,063	-	0,315	0,250	-	-	-	-	-	-	-
Ø6,1-8	0,250	0,200	0,160	0,100	0,080	-	0,315	0,315	-	-	-	-	-	-	-
Ø8,1-10	0,315	0,250	0,200	0,125	0,100	-	0,400	0,400	-	-	-	-	-	-	-
Ø10,1-12	0,315	0,250	0,200	0,125	0,100	-	0,500	0,400	-	-	-	-	-	-	-
Ø12,1-16	0,400	0,315	0,250	0,160	0,125	-	0,630	0,500	-	-	-	-	-	-	-
Ø16,1-20	0,500	0,400	0,315	0,200	0,160	-	0,630	0,630	-	-	-	-	-	-	-



DIN 6535 HA		DIN 6535 HE		Dc	Ds	Ls	Ln	Dn	Lt	r/c	z
PLDSC203D060030SIK	PLDSE203D060030SIK	6,0	6	28	-	-	66	-	2		
PLDSC203D061030SIK	PLDSE203D061030SIK	6,1	8	34	-	-	79	-	2		
PLDSC203D062030SIK	PLDSE203D062030SIK	6,2	8	34	-	-	79	-	2		
PLDSC203D062030SIK	PLDSE203D063030SIK	6,3	8	34	-	-	79	-	2		
PLDSC203D064030SIK	PLDSE203D064030SIK	6,4	8	34	-	-	79	-	2		
PLDSC203D065030SIK	PLDSE203D065030SIK	6,5	8	34	-	-	79	-	2		
PLDSC203D066030SIK	PLDSE203D066030SIK	6,6	8	34	-	-	79	-	2		
PLDSC203D067030SIK	PLDSE203D067030SIK	6,7	8	34	-	-	79	-	2		
PLDSC203D068030SIK	PLDSE203D068030SIK	6,8	8	34	-	-	79	-	2		
PLDSC203D069030SIK	PLDSE203D069030SIK	6,9	8	34	-	-	79	-	2		
PLDSC203D070030SIK	PLDSE203D070030SIK	7,0	8	34	-	-	79	-	2		
PLDSC203D071030SIK	PLDSE203D071030SIK	7,1	8	41	-	-	79	-	2		
PLDSC203D072030SIK	PLDSE203D072030SIK	7,2	8	41	-	-	79	-	2		
PLDSC203D073030SIK	PLDSE203D073030SIK	7,3	8	41	-	-	79	-	2		
PLDSC203D074030SIK	PLDSE203D074030SIK	7,4	8	41	-	-	79	-	2		
PLDSC203D075030SIK	PLDSE203D075030SIK	7,5	8	41	-	-	79	-	2		
PLDSC203D076030SIK	PLDSE203D076030SIK	7,6	8	41	-	-	79	-	2		
PLDSC203D077030SIK	PLDSE203D077030SIK	7,7	8	41	-	-	79	-	2		
PLDSC203D078030SIK	PLDSE203D078030SIK	7,8	8	41	-	-	79	-	2		
PLDSC203D079030SIK	PLDSE203D079030SIK	7,9	8	41	-	-	79	-	2		
PLDSC203D080030SIK	PLDSE203D080030SIK	8,0	8	41	-	-	79	-	2		
PLDSC203D081030SIK	PLDSE203D081030SIK	8,1	10	47	-	-	89	-	2		
PLDSC203D082030SIK	PLDSE203D082030SIK	8,2	10	47	-	-	89	-	2		
PLDSC203D083030SIK	PLDSE203D083030SIK	8,3	10	47	-	-	89	-	2		
PLDSC203D084030SIK	PLDSE203D084030SIK	8,4	10	47	-	-	89	-	2		
PLDSC203D085030SIK	PLDSE203D085030SIK	8,5	10	47	-	-	89	-	2		
PLDSC203D086030SIK	PLDSE203D086030SIK	8,6	10	47	-	-	89	-	2		
PLDSC203D087030SIK	PLDSE203D087030SIK	8,7	10	47	-	-	89	-	2		
PLDSC203D088030SIK	PLDSE203D088030SIK	8,8	10	47	-	-	89	-	2		
PLDSC203D089030SIK	PLDSE203D089030SIK	8,9	10	47	-	-	89	-	2		
PLDSC203D090030SIK	PLDSE203D090030SIK	9,0	10	47	-	-	89	-	2		
PLDSC203D091030SIK	PLDSE203D091030SIK	9,1	10	47	-	-	89	-	2		

	P1	P2	P3	H1	H2	H3	K1	K2	M1	M2	S1	S2	N1	N2	G
Vc	160	140	110	70	50	-	220	180	-	-	-	-	-	-	-





fn	P1	P2	P3	H1	H2	H3	K1	K2	M1	M2	S1	S2	N1	N2	G
Ø0,1-2	-	-	-	-	-	-	-	-	-	-	-	-	-	-	-
Ø2,1-2,5	-	-	-	-	-	-	-	-	-	-	-	-	-	-	-
Ø2,6-3	0,125	0,100	0,080	0,050	0,040	-	0,160	0,160	-	-	-	-	-	-	-
Ø3,1-4	0,160	0,125	0,100	0,063	0,050	-	0,200	0,200	-	-	-	-	-	-	-
Ø4,1-5	0,160	0,125	0,100	0,063	0,050	-	0,250	0,200	-	-	-	-	-	-	-
Ø5,1-6	0,200	0,160	0,125	0,080	0,063	-	0,315	0,250	-	-	-	-	-	-	-
Ø6,1-8	0,250	0,200	0,160	0,100	0,080	-	0,315	0,315	-	-	-	-	-	-	-
Ø8,1-10	0,315	0,250	0,200	0,125	0,100	-	0,400	0,400	-	-	-	-	-	-	-
Ø10,1-12	0,315	0,250	0,200	0,125	0,100	-	0,500	0,400	-	-	-	-	-	-	-
Ø12,1-16	0,400	0,315	0,250	0,160	0,125	-	0,630	0,500	-	-	-	-	-	-	-
Ø16,1-20	0,500	0,400	0,315	0,200	0,160	-	0,630	0,630	-	-	-	-	-	-	-



DIN 6535 HA		DIN 6535 HE		Dc	Ds	Ls	Ln	Dn	Lt	r/c	z
PLDSC203D092030SIK	PLDSE203D092030SIK	9,2	10	47	-	-	89	-	2		
PLDSC203D093030SIK	PLDSE203D093030SIK	9,3	10	47	-	-	89	-	2		
PLDSC203D094030SIK	PLDSE203D094030SIK	9,4	10	47	-	-	89	-	2		
PLDSC203D095030SIK	PLDSE203D095030SIK	9,5	10	47	-	-	89	-	2		
PLDSC203D096030SIK	PLDSE203D096030SIK	9,6	10	47	-	-	89	-	2		
PLDSC203D097030SIK	PLDSE203D097030SIK	9,7	10	47	-	-	89	-	2		
PLDSC203D098030SIK	PLDSE203D098030SIK	9,8	10	47	-	-	89	-	2		
PLDSC203D099030SIK	PLDSE203D099030SIK	9,9	10	47	-	-	89	-	2		
PLDSC203D100030SIK	PLDSE203D100030SIK	10,0	10	47	-	-	89	-	2		
PLDSC203D101030SIK	PLDSE203D101030SIK	10,1	12	55	-	-	102	-	2		
PLDSC203D102030SIK	PLDSE203D102030SIK	10,2	12	55	-	-	102	-	2		
PLDSC203D103030SIK	PLDSE203D103030SIK	10,3	12	55	-	-	102	-	2		
PLDSC203D104030SIK	PLDSE203D104030SIK	10,4	12	55	-	-	102	-	2		
PLDSC203D105030SIK	PLDSE203D105030SIK	10,5	12	55	-	-	102	-	2		
PLDSC203D106030SIK	PLDSE203D106030SIK	10,6	12	55	-	-	102	-	2		
PLDSC203D107030SIK	PLDSE203D107030SIK	10,7	12	55	-	-	102	-	2		
PLDSC203D108030SIK	PLDSE203D108030SIK	10,8	12	55	-	-	102	-	2		
PLDSC203D109030SIK	PLDSE203D109030SIK	10,9	12	55	-	-	102	-	2		
PLDSC203D110030SIK	PLDSE203D110030SIK	11,0	12	55	-	-	102	-	2		
PLDSC203D111030SIK	PLDSE203D111030SIK	11,1	12	55	-	-	102	-	2		
PLDSC203D112030SIK	PLDSE203D112030SIK	11,2	12	55	-	-	102	-	2		
PLDSC203D113030SIK	PLDSE203D113030SIK	11,3	12	55	-	-	102	-	2		
PLDSC203D114030SIK	PLDSE203D114030SIK	11,4	12	55	-	-	102	-	2		
PLDSC203D115030SIK	PLDSE203D115030SIK	11,5	12	55	-	-	102	-	2		
PLDSC203D116030SIK	PLDSE203D116030SIK	11,6	12	55	-	-	102	-	2		
PLDSC203D117030SIK	PLDSE203D117030SIK	11,7	12	55	-	-	102	-	2		
PLDSC203D118030SIK	PLDSE203D118030SIK	11,8	12	55	-	-	102	-	2		
PLDSC203D119030SIK	PLDSE203D119030SIK	11,9	12	55	-	-	102	-	2		
PLDSC203D120030SIK	PLDSE203D120030SIK	12,0	12	55	-	-	102	-	2		
PLDSC203D121030SIK	PLDSE203D121030SIK	12,1	14	60	-	-	107	-	2		
PLDSC203D122030SIK	PLDSE203D122030SIK	12,2	14	60	-	-	107	-	2		
PLDSC203D123030SIK	PLDSE203D123030SIK	12,3	14	60	-	-	107	-	2		

	P1	P2	P3	H1	H2	H3	K1	K2	M1	M2	S1	S2	N1	N2	G
Vc	160	140	110	70	50	-	220	180	-	-	-	-	-	-	-





 fn	P1	P2	P3	H1	H2	H3	K1	K2	M1	M2	S1	S2	N1	N2	G
Ø0,1-2	-	-	-	-	-	-	-	-	-	-	-	-	-	-	-
Ø2,1-2,5	-	-	-	-	-	-	-	-	-	-	-	-	-	-	-
Ø2,6-3	0,125	0,100	0,080	0,050	0,040	-	0,160	0,160	-	-	-	-	-	-	-
Ø3,1-4	0,160	0,125	0,100	0,063	0,050	-	0,200	0,200	-	-	-	-	-	-	-
Ø4,1-5	0,160	0,125	0,100	0,063	0,050	-	0,250	0,200	-	-	-	-	-	-	-
Ø5,1-6	0,200	0,160	0,125	0,080	0,063	-	0,315	0,250	-	-	-	-	-	-	-
Ø6,1-8	0,250	0,200	0,160	0,100	0,080	-	0,315	0,315	-	-	-	-	-	-	-
Ø8,1-10	0,315	0,250	0,200	0,125	0,100	-	0,400	0,400	-	-	-	-	-	-	-
Ø10,1-12	0,315	0,250	0,200	0,125	0,100	-	0,500	0,400	-	-	-	-	-	-	-
Ø12,1-16	0,400	0,315	0,250	0,160	0,125	-	0,630	0,500	-	-	-	-	-	-	-
Ø16,1-20	0,500	0,400	0,315	0,200	0,160	-	0,630	0,630	-	-	-	-	-	-	-



DIN 6535 HA		DIN 6535 HE		Dc	Ds	Ls	Ln	Dn	Lt	r/c	z
PLDSC203D124030SIK	PLDSE203D124030SIK	12,4	14	60	-	-	107	-	2		
PLDSC203D125030SIK	PLDSE203D125030SIK	12,5	14	60	-	-	107	-	2		
PLDSC203D126030SIK	PLDSE203D126030SIK	12,6	14	60	-	-	107	-	2		
PLDSC203D127030SIK	PLDSE203D127030SIK	12,7	14	60	-	-	107	-	2		
PLDSC203D128030SIK	PLDSE203D128030SIK	12,8	14	60	-	-	107	-	2		
PLDSC203D129030SIK	PLDSE203D129030SIK	12,9	14	60	-	-	107	-	2		
PLDSC203D130030SIK	PLDSE203D130030SIK	13,0	14	60	-	-	107	-	2		
PLDSC203D131030SIK	PLDSE203D131030SIK	13,1	14	60	-	-	107	-	2		
PLDSC203D132030SIK	PLDSE203D132030SIK	13,2	14	60	-	-	107	-	2		
PLDSC203D133030SIK	PLDSE203D133030SIK	13,3	14	60	-	-	107	-	2		
PLDSC203D134030SIK	PLDSE203D134030SIK	13,4	14	60	-	-	107	-	2		
PLDSC203D135030SIK	PLDSE203D135030SIK	13,5	14	60	-	-	107	-	2		
PLDSC203D136030SIK	PLDSE203D136030SIK	13,6	14	60	-	-	107	-	2		
PLDSC203D137030SIK	PLDSE203D137030SIK	13,7	14	60	-	-	107	-	2		
PLDSC203D138030SIK	PLDSE203D138030SIK	13,8	14	60	-	-	107	-	2		
PLDSC203D139030SIK	PLDSE203D139030SIK	13,9	14	60	-	-	107	-	2		
PLDSC203D140030SIK	PLDSE203D140030SIK	14,0	14	60	-	-	107	-	2		
PLDSC203D141030SIK	PLDSE203D141030SIK	14,1	16	65	-	-	115	-	2		
PLDSC203D142030SIK	PLDSE203D142030SIK	14,2	16	65	-	-	115	-	2		
PLDSC203D143030SIK	PLDSE203D143030SIK	14,3	16	65	-	-	115	-	2		
PLDSC203D144030SIK	PLDSE203D144030SIK	14,4	16	65	-	-	115	-	2		
PLDSC203D145030SIK	PLDSE203D145030SIK	14,5	16	65	-	-	115	-	2		
PLDSC203D146030SIK	PLDSE203D146030SIK	14,6	16	65	-	-	115	-	2		
PLDSC203D147030SIK	PLDSE203D147030SIK	14,7	16	65	-	-	115	-	2		
PLDSC203D148030SIK	PLDSE203D148030SIK	14,8	16	65	-	-	115	-	2		
PLDSC203D149030SIK	PLDSE203D149030SIK	14,9	16	65	-	-	115	-	2		
PLDSC203D150030SIK	PLDSE203D150030SIK	15,0	16	65	-	-	115	-	2		
PLDSC203D151030SIK	PLDSE203D151030SIK	15,1	16	65	-	-	115	-	2		
PLDSC203D152030SIK	PLDSE203D152030SIK	15,2	16	65	-	-	115	-	2		
PLDSC203D153030SIK	PLDSE203D153030SIK	15,3	16	65	-	-	115	-	2		
PLDSC203D154030SIK	PLDSE203D154030SIK	15,4	16	65	-	-	115	-	2		
PLDSC203D155030SIK	PLDSE203D155030SIK	15,5	16	65	-	-	115	-	2		

	P1	P2	P3	H1	H2	H3	K1	K2	M1	M2	S1	S2	N1	N2	G
Vc	160	140	110	70	50	-	220	180	-	-	-	-	-	-	-





 fn	P1	P2	P3	H1	H2	H3	K1	K2	M1	M2	S1	S2	N1	N2	G
Ø0,1-2	-	-	-	-	-	-	-	-	-	-	-	-	-	-	-
Ø2,1-2,5	-	-	-	-	-	-	-	-	-	-	-	-	-	-	-
Ø2,6-3	0,125	0,100	0,080	0,050	0,040	-	0,160	0,160	-	-	-	-	-	-	-
Ø3,1-4	0,160	0,125	0,100	0,063	0,050	-	0,200	0,200	-	-	-	-	-	-	-
Ø4,1-5	0,160	0,125	0,100	0,063	0,050	-	0,250	0,200	-	-	-	-	-	-	-
Ø5,1-6	0,200	0,160	0,125	0,080	0,063	-	0,315	0,250	-	-	-	-	-	-	-
Ø6,1-8	0,250	0,200	0,160	0,100	0,080	-	0,315	0,315	-	-	-	-	-	-	-
Ø8,1-10	0,315	0,250	0,200	0,125	0,100	-	0,400	0,400	-	-	-	-	-	-	-
Ø10,1-12	0,315	0,250	0,200	0,125	0,100	-	0,500	0,400	-	-	-	-	-	-	-
Ø12,1-16	0,400	0,315	0,250	0,160	0,125	-	0,630	0,500	-	-	-	-	-	-	-
Ø16,1-20	0,500	0,400	0,315	0,200	0,160	-	0,630	0,630	-	-	-	-	-	-	-



DIN 6535 HA	DIN 6535 HE	Dc	Ds	Ls	Ln	Dn	Lt	r/c	z
PLDSC203D156030SIK	PLDSE203D156030SIK	15,6	16	65	-	-	115	-	2
PLDSC203D157030SIK	PLDSE203D157030SIK	15,7	16	65	-	-	115	-	2
PLDSC203D158030SIK	PLDSE203D158030SIK	15,8	16	65	-	-	115	-	2
PLDSC203D159030SIK	PLDSE203D159030SIK	15,9	16	65	-	-	115	-	2
PLDSC203D160030SIK	PLDSE203D160030SIK	16,0	16	65	-	-	115	-	2
PLDSC203D165030SIK	PLDSE203D165030SIK	16,5	18	73	-	-	123	-	2
PLDSC203D167030SIK	PLDSE203D167030SIK	16,7	18	73	-	-	123	-	2
PLDSC203D169030SIK	PLDSE203D169030SIK	16,9	18	73	-	-	123	-	2
PLDSC203D170030SIK	PLDSE203D170030SIK	17,0	18	73	-	-	123	-	2
PLDSC203D175030SIK	PLDSE203D175030SIK	17,5	18	73	-	-	123	-	2
PLDSC203D177030SIK	PLDSE203D177030SIK	17,7	18	73	-	-	123	-	2
PLDSC203D179030SIK	PLDSE203D179030SIK	17,9	18	73	-	-	123	-	2
PLDSC203D180030SIK	PLDSE203D180030SIK	18,0	18	73	-	-	123	-	2
PLDSC203D185030SIK	PLDSE203D185030SIK	18,5	20	79	-	-	131	-	2
PLDSC203D187030SIK	PLDSE203D187030SIK	18,7	20	79	-	-	131	-	2
PLDSC203D189030SIK	PLDSE203D189030SIK	18,9	20	79	-	-	131	-	2
PLDSC203D190030SIK	PLDSE203D190030SIK	19,0	20	79	-	-	131	-	2
PLDSC203D195030SIK	PLDSE203D195030SIK	19,5	20	79	-	-	131	-	2
PLDSC203D197030SIK	PLDSE203D197030SIK	19,7	20	79	-	-	131	-	2
PLDSC203D199030SIK	PLDSE203D199030SIK	19,9	20	79	-	-	131	-	2
PLDSC203D200030SIK	PLDSE203D200030SIK	20,0	20	79	-	-	131	-	2

	P1	P2	P3	H1	H2	H3	K1	K2	M1	M2	S1	S2	N1	N2	G
Vc	160	140	110	70	50	-	220	180	-	-	-	-	-	-	-




 fn	P1	P2	P3	H1	H2	H3	K1	K2	M1	M2	S1	S2	N1	N2	G
Ø0,1-2	-	-	-	-	-	-	-	-	-	-	-	-	-	-	-
Ø2,1-2,5	-	-	-	-	-	-	-	-	-	-	-	-	-	-	-
Ø2,6-3	0,125	0,100	0,080	0,050	0,040	-	0,160	0,160	-	-	-	-	-	-	-
Ø3,1-4	0,160	0,125	0,100	0,063	0,050	-	0,200	0,200	-	-	-	-	-	-	-
Ø4,1-5	0,160	0,125	0,100	0,063	0,050	-	0,250	0,200	-	-	-	-	-	-	-
Ø5,1-6	0,200	0,160	0,125	0,080	0,063	-	0,315	0,250	-	-	-	-	-	-	-
Ø6,1-8	0,250	0,200	0,160	0,100	0,080	-	0,315	0,315	-	-	-	-	-	-	-
Ø8,1-10	0,315	0,250	0,200	0,125	0,100	-	0,400	0,400	-	-	-	-	-	-	-
Ø10,1-12	0,315	0,250	0,200	0,125	0,100	-	0,500	0,400	-	-	-	-	-	-	-
Ø12,1-16	0,400	0,315	0,250	0,160	0,125	-	0,630	0,500	-	-	-	-	-	-	-
Ø16,1-20	0,500	0,400	0,315	0,200	0,160	-	0,630	0,630	-	-	-	-	-	-	-



DIN 6535 HA	DIN 6535 HE	Dc	Ds	Ls	Ln	Dn	Lt	r/c	z
PLDSC205D030030S	PLDSE205D030030S	3,0	6	28	-	-	66	-	2
PLDSC205D031030S	PLDSE205D031030S	3,1	6	28	-	-	66	-	2
PLDSC205D032030S	PLDSE205D032030S	3,2	6	28	-	-	66	-	2
PLDSC205D033030S	PLDSE205D033030S	3,3	6	28	-	-	66	-	2
PLDSC205D034030S	PLDSE205D034030S	3,4	6	28	-	-	66	-	2
PLDSC205D035030S	PLDSE205D035030S	3,5	6	28	-	-	66	-	2
PLDSC205D036030S	PLDSE205D036030S	3,6	6	28	-	-	66	-	2
PLDSC205D037030S	PLDSE205D037030S	3,7	6	28	-	-	66	-	2
PLDSC205D038030S	PLDSE205D038030S	3,8	6	36	-	-	74	-	2
PLDSC205D039030S	PLDSE205D039030S	3,9	6	36	-	-	74	-	2
PLDSC205D040030S	PLDSE205D040030S	4,0	6	36	-	-	74	-	2
PLDSC205D041030S	PLDSE205D041030S	4,1	6	36	-	-	74	-	2
PLDSC205D042030S	PLDSE205D042030S	4,2	6	36	-	-	74	-	2
PLDSC205D043030S	PLDSE205D043030S	4,3	6	36	-	-	74	-	2
PLDSC205D044030S	PLDSE205D044030S	4,4	6	36	-	-	74	-	2
PLDSC205D045030S	PLDSE205D045030S	4,5	6	36	-	-	74	-	2
PLDSC205D046030S	PLDSE205D046030S	4,6	6	36	-	-	74	-	2
PLDSC205D046530S	PLDSE205D046530S	4,65	6	36	-	-	74	-	2
PLDSC205D047030S	PLDSE205D047030S	4,7	6	36	-	-	74	-	2
PLDSC205D048030S	PLDSE205D048030S	4,8	6	44	-	-	82	-	2
PLDSC205D049030S	PLDSE205D049030S	4,9	6	44	-	-	82	-	2
PLDSC205D050030S	PLDSE205D050030S	5,0	6	44	-	-	82	-	2
PLDSC205D051030S	PLDSE205D051030S	5,1	6	44	-	-	82	-	2
PLDSC205D052030S	PLDSE205D052030S	5,2	6	44	-	-	82	-	2
PLDSC205D053030S	PLDSE205D053030S	5,3	6	44	-	-	82	-	2
PLDSC205D054030S	PLDSE205D054030S	5,4	6	44	-	-	82	-	2
PLDSC205D055030S	PLDSE205D055030S	5,5	6	44	-	-	82	-	2
PLDSC205D055530S	PLDSE205D055530S	5,55	6	44	-	-	82	-	2
PLDSC205D056030S	PLDSE205D056030S	5,6	6	44	-	-	82	-	2
PLDSC205D057030S	PLDSE205D057030S	5,7	6	44	-	-	82	-	2
PLDSC205D058030S	PLDSE205D058030S	5,8	6	44	-	-	82	-	2
PLDSC205D059030S	PLDSE205D059030S	5,9	6	44	-	-	82	-	2

	P1	P2	P3	H1	H2	H3	K1	K2	M1	M2	S1	S2	N1	N2	G
Vc	160	140	110	70	50	-	220	180	-	-	-	-	-	-	-





fn	P1	P2	P3	H1	H2	H3	K1	K2	M1	M2	S1	S2	N1	N2	G
Ø0,1-2	-	-	-	-	-	-	-	-	-	-	-	-	-	-	-
Ø2,1-2,5	-	-	-	-	-	-	-	-	-	-	-	-	-	-	-
Ø2,6-3	0,125	0,100	0,080	0,050	0,040	-	0,160	0,160	-	-	-	-	-	-	-
Ø3,1-4	0,160	0,125	0,100	0,063	0,050	-	0,200	0,200	-	-	-	-	-	-	-
Ø4,1-5	0,160	0,125	0,100	0,063	0,050	-	0,250	0,200	-	-	-	-	-	-	-
Ø5,1-6	0,200	0,160	0,125	0,080	0,063	-	0,315	0,250	-	-	-	-	-	-	-
Ø6,1-8	0,250	0,200	0,160	0,100	0,080	-	0,315	0,315	-	-	-	-	-	-	-
Ø8,1-10	0,315	0,250	0,200	0,125	0,100	-	0,400	0,400	-	-	-	-	-	-	-
Ø10,1-12	0,315	0,250	0,200	0,125	0,100	-	0,500	0,400	-	-	-	-	-	-	-
Ø12,1-16	0,400	0,315	0,250	0,160	0,125	-	0,630	0,500	-	-	-	-	-	-	-
Ø16,1-20	0,500	0,400	0,315	0,200	0,160	-	0,630	0,630	-	-	-	-	-	-	-



DIN 6535 HA	DIN 6535 HE	Dc	Ds	Ls	Ln	Dn	Lt	r/c	z
PLDSC205D060030S	PLDSE205D060030S	6,0	6	44	-	-	82	-	2
PLDSC205D061030S	PLDSE205D061030S	6,1	8	53	-	-	91	-	2
PLDSC205D062030S	PLDSE205D062030S	6,2	8	53	-	-	91	-	2
PLDSC205D063030S	PLDSE205D063030S	6,3	8	53	-	-	91	-	2
PLDSC205D064030S	PLDSE205D064030S	6,4	8	53	-	-	91	-	2
PLDSC205D065030S	PLDSE205D065030S	6,5	8	53	-	-	91	-	2
PLDSC205D066030S	PLDSE205D066030S	6,6	8	53	-	-	91	-	2
PLDSC205D067030S	PLDSE205D067030S	6,7	8	53	-	-	91	-	2
PLDSC205D068030S	PLDSE205D068030S	6,8	8	53	-	-	91	-	2
PLDSC205D069030S	PLDSE205D069030S	6,9	8	53	-	-	91	-	2
PLDSC205D070030S	PLDSE205D070030S	7,0	8	53	-	-	91	-	2
PLDSC205D071030S	PLDSE205D071030S	7,1	8	53	-	-	91	-	2
PLDSC205D072030S	PLDSE205D072030S	7,2	8	53	-	-	91	-	2
PLDSC205D073030S	PLDSE205D073030S	7,3	8	53	-	-	91	-	2
PLDSC205D074030S	PLDSE205D074030S	7,4	8	53	-	-	91	-	2
PLDSC205D075030S	PLDSE205D075030S	7,5	8	53	-	-	91	-	2
PLDSC205D076030S	PLDSE205D076030S	7,6	8	53	-	-	91	-	2
PLDSC205D077030S	PLDSE205D077030S	7,7	8	53	-	-	91	-	2
PLDSC205D078030S	PLDSE205D078030S	7,8	8	53	-	-	91	-	2
PLDSC205D079030S	PLDSE205D079030S	7,9	8	53	-	-	91	-	2
PLDSC205D080030S	PLDSE205D080030S	8,0	8	53	-	-	91	-	2
PLDSC205D081030S	PLDSE205D081030S	8,1	10	61	-	-	103	-	2
PLDSC205D082030S	PLDSE205D082030S	8,2	10	61	-	-	103	-	2
PLDSC205D083030S	PLDSE205D083030S	8,3	10	61	-	-	103	-	2
PLDSC205D084030S	PLDSE205D084030S	8,4	10	61	-	-	103	-	2
PLDSC205D085030S	PLDSE205D085030S	8,5	10	61	-	-	103	-	2
PLDSC205D086030S	PLDSE205D086030S	8,6	10	61	-	-	103	-	2
PLDSC205D087030S	PLDSE205D087030S	8,7	10	61	-	-	103	-	2
PLDSC205D088030S	PLDSE205D088030S	8,8	10	61	-	-	103	-	2
PLDSC205D089030S	PLDSE205D089030S	8,9	10	61	-	-	103	-	2
PLDSC205D090030S	PLDSE205D090030S	9,0	10	61	-	-	103	-	2
PLDSC205D091030S	PLDSE205D091030S	9,1	10	61	-	-	103	-	2

	P1	P2	P3	H1	H2	H3	K1	K2	M1	M2	S1	S2	N1	N2	G
Vc	160	140	110	70	50	-	220	180	-	-	-	-	-	-	-




 fn	P1	P2	P3	H1	H2	H3	K1	K2	M1	M2	S1	S2	N1	N2	G
Ø0,1-2	-	-	-	-	-	-	-	-	-	-	-	-	-	-	-
Ø2,1-2,5	-	-	-	-	-	-	-	-	-	-	-	-	-	-	-
Ø2,6-3	0,125	0,100	0,080	0,050	0,040	-	0,160	0,160	-	-	-	-	-	-	-
Ø3,1-4	0,160	0,125	0,100	0,063	0,050	-	0,200	0,200	-	-	-	-	-	-	-
Ø4,1-5	0,160	0,125	0,100	0,063	0,050	-	0,250	0,200	-	-	-	-	-	-	-
Ø5,1-6	0,200	0,160	0,125	0,080	0,063	-	0,315	0,250	-	-	-	-	-	-	-
Ø6,1-8	0,250	0,200	0,160	0,100	0,080	-	0,315	0,315	-	-	-	-	-	-	-
Ø8,1-10	0,315	0,250	0,200	0,125	0,100	-	0,400	0,400	-	-	-	-	-	-	-
Ø10,1-12	0,315	0,250	0,200	0,125	0,100	-	0,500	0,400	-	-	-	-	-	-	-
Ø12,1-16	0,400	0,315	0,250	0,160	0,125	-	0,630	0,500	-	-	-	-	-	-	-
Ø16,1-20	0,500	0,400	0,315	0,200	0,160	-	0,630	0,630	-	-	-	-	-	-	-



DIN 6535 HA	DIN 6535 HE	Dc	Ds	Ls	Ln	Dn	Lt	r/c	z
PLDSC205D092030S	PLDSE205D092030S	9,2	10	61	-	-	103	-	2
PLDSC205D093030S	PLDSE205D093030S	9,3	10	61	-	-	103	-	2
PLDSC205D094030S	PLDSE205D094030S	9,4	10	61	-	-	103	-	2
PLDSC205D095030S	PLDSE205D095030S	9,5	10	61	-	-	103	-	2
PLDSC205D096030S	PLDSE205D096030S	9,6	10	61	-	-	103	-	2
PLDSC205D097030S	PLDSE205D097030S	9,7	10	61	-	-	103	-	2
PLDSC205D098030S	PLDSE205D098030S	9,8	10	61	-	-	103	-	2
PLDSC205D099030S	PLDSE205D099030S	9,9	10	61	-	-	103	-	2
PLDSC205D100030S	PLDSE205D100030S	10,0	10	61	-	-	103	-	2
PLDSC205D101030S	PLDSE205D101030S	10,1	12	71	-	-	118	-	2
PLDSC205D102030S	PLDSE205D102030S	10,2	12	71	-	-	118	-	2
PLDSC205D103030S	PLDSE205D103030S	10,3	12	71	-	-	118	-	2
PLDSC205D104030S	PLDSE205D104030S	10,4	12	71	-	-	118	-	2
PLDSC205D105030S	PLDSE205D105030S	10,5	12	71	-	-	118	-	2
PLDSC205D106030S	PLDSE205D106030S	10,6	12	71	-	-	118	-	2
PLDSC205D107030S	PLDSE205D107030S	10,7	12	71	-	-	118	-	2
PLDSC205D108030S	PLDSE205D108030S	10,8	12	71	-	-	118	-	2
PLDSC205D109030S	PLDSE205D109030S	10,9	12	71	-	-	118	-	2
PLDSC205D110030S	PLDSE205D110030S	11,0	12	71	-	-	118	-	2
PLDSC205D111030S	PLDSE205D111030S	11,1	12	71	-	-	118	-	2
PLDSC205D112030S	PLDSE205D112030S	11,2	12	71	-	-	118	-	2
PLDSC205D113030S	PLDSE205D113030S	11,3	12	71	-	-	118	-	2
PLDSC205D114030S	PLDSE205D114030S	11,4	12	71	-	-	118	-	2
PLDSC205D115030S	PLDSE205D115030S	11,5	12	71	-	-	118	-	2
PLDSC205D116030S	PLDSE205D116030S	11,6	12	71	-	-	118	-	2
PLDSC205D117030S	PLDSE205D117030S	11,7	12	71	-	-	118	-	2
PLDSC205D118030S	PLDSE205D118030S	11,8	12	71	-	-	118	-	2
PLDSC205D119030S	PLDSE205D119030S	11,9	12	71	-	-	118	-	2
PLDSC205D120030S	PLDSE205D120030S	12,0	12	71	-	-	118	-	2
PLDSC205D121030S	PLDSE205D121030S	12,1	14	77	-	-	124	-	2
PLDSC205D122030S	PLDSE205D122030S	12,2	14	77	-	-	124	-	2
PLDSC205D123030S	PLDSE205D123030S	12,3	14	77	-	-	124	-	2

	P1	P2	P3	H1	H2	H3	K1	K2	M1	M2	S1	S2	N1	N2	G
Vc	160	140	110	70	50	-	220	180	-	-	-	-	-	-	-





fn	P1	P2	P3	H1	H2	H3	K1	K2	M1	M2	S1	S2	N1	N2	G
Ø0,1-2	-	-	-	-	-	-	-	-	-	-	-	-	-	-	-
Ø2,1-2,5	-	-	-	-	-	-	-	-	-	-	-	-	-	-	-
Ø2,6-3	0,125	0,100	0,080	0,050	0,040	-	0,160	0,160	-	-	-	-	-	-	-
Ø3,1-4	0,160	0,125	0,100	0,063	0,050	-	0,200	0,200	-	-	-	-	-	-	-
Ø4,1-5	0,160	0,125	0,100	0,063	0,050	-	0,250	0,200	-	-	-	-	-	-	-
Ø5,1-6	0,200	0,160	0,125	0,080	0,063	-	0,315	0,250	-	-	-	-	-	-	-
Ø6,1-8	0,250	0,200	0,160	0,100	0,080	-	0,315	0,315	-	-	-	-	-	-	-
Ø8,1-10	0,315	0,250	0,200	0,125	0,100	-	0,400	0,400	-	-	-	-	-	-	-
Ø10,1-12	0,315	0,250	0,200	0,125	0,100	-	0,500	0,400	-	-	-	-	-	-	-
Ø12,1-16	0,400	0,315	0,250	0,160	0,125	-	0,630	0,500	-	-	-	-	-	-	-
Ø16,1-20	0,500	0,400	0,315	0,200	0,160	-	0,630	0,630	-	-	-	-	-	-	-



DIN 6535 HA	DIN 6535 HE	Dc	Ds	Ls	Ln	Dn	Lt	r/c	z
PLDSC205D124030S	PLDSE205D124030S	12,4	14	77	-	-	124	-	2
PLDSC205D125030S	PLDSE205D125030S	12,5	14	77	-	-	124	-	2
PLDSC205D126030S	PLDSE205D126030S	12,6	14	77	-	-	124	-	2
PLDSC205D127030S	PLDSE205D127030S	12,7	14	77	-	-	124	-	2
PLDSC205D128030S	PLDSE205D128030S	12,8	14	77	-	-	124	-	2
PLDSC205D129030S	PLDSE205D129030S	12,9	14	77	-	-	124	-	2
PLDSC205D130030S	PLDSE205D130030S	13,0	14	77	-	-	124	-	2
PLDSC205D131030S	PLDSE205D131030S	13,1	14	77	-	-	124	-	2
PLDSC205D132030S	PLDSE205D132030S	13,2	14	77	-	-	124	-	2
PLDSC205D133030S	PLDSE205D133030S	13,3	14	77	-	-	124	-	2
PLDSC205D134030S	PLDSE205D134030S	13,4	14	77	-	-	124	-	2
PLDSC205D135030S	PLDSE205D135030S	13,5	14	77	-	-	124	-	2
PLDSC205D136030S	PLDSE205D136030S	13,6	14	77	-	-	124	-	2
PLDSC205D137030S	PLDSE205D137030S	13,7	14	77	-	-	124	-	2
PLDSC205D138030S	PLDSE205D138030S	13,8	14	77	-	-	124	-	2
PLDSC205D139030S	PLDSE205D139030S	13,9	14	77	-	-	124	-	2
PLDSC205D140030S	PLDSE205D140030S	14,0	14	77	-	-	124	-	2
PLDSC205D141030S	PLDSE205D141030S	14,1	16	83	-	-	133	-	2
PLDSC205D142030S	PLDSE205D142030S	14,2	16	83	-	-	133	-	2
PLDSC205D143030S	PLDSE205D143030S	14,3	16	83	-	-	133	-	2
PLDSC205D144030S	PLDSE205D144030S	14,4	16	83	-	-	133	-	2
PLDSC205D145030S	PLDSE205D145030S	14,5	16	83	-	-	133	-	2
PLDSC205D146030S	PLDSE205D146030S	14,6	16	83	-	-	133	-	2
PLDSC205D147030S	PLDSE205D147030S	14,7	16	83	-	-	133	-	2
PLDSC205D148030S	PLDSE205D148030S	14,8	16	83	-	-	133	-	2
PLDSC205D149030S	PLDSE205D149030S	14,9	16	83	-	-	133	-	2
PLDSC205D150030S	PLDSE205D150030S	15,0	16	83	-	-	133	-	2
PLDSC205D151030S	PLDSE205D151030S	15,1	16	83	-	-	133	-	2
PLDSC205D152030S	PLDSE205D152030S	15,2	16	83	-	-	133	-	2
PLDSC205D153030S	PLDSE205D153030S	15,3	16	83	-	-	133	-	2
PLDSC205D154030S	PLDSE205D154030S	15,4	16	83	-	-	133	-	2
PLDSC205D155030S	PLDSE205D155030S	15,5	16	83	-	-	133	-	2

	P1	P2	P3	H1	H2	H3	K1	K2	M1	M2	S1	S2	N1	N2	G
Vc	160	140	110	70	50	-	220	180	-	-	-	-	-	-	-





 fn	P1	P2	P3	H1	H2	H3	K1	K2	M1	M2	S1	S2	N1	N2	G
Ø0,1-2	-	-	-	-	-	-	-	-	-	-	-	-	-	-	-
Ø2,1-2,5	-	-	-	-	-	-	-	-	-	-	-	-	-	-	-
Ø2,6-3	0,125	0,100	0,080	0,050	0,040	-	0,160	0,160	-	-	-	-	-	-	-
Ø3,1-4	0,160	0,125	0,100	0,063	0,050	-	0,200	0,200	-	-	-	-	-	-	-
Ø4,1-5	0,160	0,125	0,100	0,063	0,050	-	0,250	0,200	-	-	-	-	-	-	-
Ø5,1-6	0,200	0,160	0,125	0,080	0,063	-	0,315	0,250	-	-	-	-	-	-	-
Ø6,1-8	0,250	0,200	0,160	0,100	0,080	-	0,315	0,315	-	-	-	-	-	-	-
Ø8,1-10	0,315	0,250	0,200	0,125	0,100	-	0,400	0,400	-	-	-	-	-	-	-
Ø10,1-12	0,315	0,250	0,200	0,125	0,100	-	0,500	0,400	-	-	-	-	-	-	-
Ø12,1-16	0,400	0,315	0,250	0,160	0,125	-	0,630	0,500	-	-	-	-	-	-	-
Ø16,1-20	0,500	0,400	0,315	0,200	0,160	-	0,630	0,630	-	-	-	-	-	-	-



DIN 6535 HA	DIN 6535 HE	Dc	Ds	Ls	Ln	Dn	Lt	r/c	z
PLDSC205D156030S	PLDSE205D156030S	15,6	16	83	-	-	133	-	2
PLDSC205D157030S	PLDSE205D157030S	15,7	16	83	-	-	133	-	2
PLDSC205D158030S	PLDSE205D158030S	15,8	16	83	-	-	133	-	2
PLDSC205D159030S	PLDSE205D159030S	15,9	16	83	-	-	133	-	2
PLDSC205D160030S	PLDSE205D160030S	16,0	16	83	-	-	133	-	2
PLDSC205D165030S	PLDSE205D165030S	16,5	18	93	-	-	143	-	2
PLDSC205D167030S	PLDSE205D167030S	16,7	18	93	-	-	143	-	2
PLDSC205D169030S	PLDSE205D169030S	16,9	18	93	-	-	143	-	2
PLDSC205D170030S	PLDSE205D170030S	17,0	18	93	-	-	143	-	2
PLDSC205D175030S	PLDSE205D175030S	17,5	18	93	-	-	143	-	2
PLDSC205D177030S	PLDSE205D177030S	17,7	18	93	-	-	143	-	2
PLDSC205D179030S	PLDSE205D179030S	17,9	18	93	-	-	143	-	2
PLDSC205D180030S	PLDSE205D180030S	18,0	18	93	-	-	143	-	2
PLDSC205D185030S	PLDSE205D185030S	18,5	20	101	-	-	153	-	2
PLDSC205D187030S	PLDSE205D187030S	18,7	20	101	-	-	153	-	2
PLDSC205D189030S	PLDSE205D189030S	18,9	20	101	-	-	153	-	2
PLDSC205D190030S	PLDSE205D190030S	19,0	20	101	-	-	153	-	2
PLDSC205D195030S	PLDSE205D195030S	19,5	20	101	-	-	153	-	2
PLDSC205D197030S	PLDSE205D197030S	19,7	20	101	-	-	153	-	2
PLDSC205D199030S	PLDSE205D199030S	19,9	20	101	-	-	153	-	2
PLDSC205D200030S	PLDSE205D200030S	20,0	20	101	-	-	153	-	2

	P1	P2	P3	H1	H2	H3	K1	K2	M1	M2	S1	S2	N1	N2	G
Vc	160	140	110	70	50	-	220	180	-	-	-	-	-	-	-




 fn	P1	P2	P3	H1	H2	H3	K1	K2	M1	M2	S1	S2	N1	N2	G
Ø0,1-2	-	-	-	-	-	-	-	-	-	-	-	-	-	-	-
Ø2,1-2,5	-	-	-	-	-	-	-	-	-	-	-	-	-	-	-
Ø2,6-3	0,125	0,100	0,080	0,050	0,040	-	0,160	0,160	-	-	-	-	-	-	-
Ø3,1-4	0,160	0,125	0,100	0,063	0,050	-	0,200	0,200	-	-	-	-	-	-	-
Ø4,1-5	0,160	0,125	0,100	0,063	0,050	-	0,250	0,200	-	-	-	-	-	-	-
Ø5,1-6	0,200	0,160	0,125	0,080	0,063	-	0,315	0,250	-	-	-	-	-	-	-
Ø6,1-8	0,250	0,200	0,160	0,100	0,080	-	0,315	0,315	-	-	-	-	-	-	-
Ø8,1-10	0,315	0,250	0,200	0,125	0,100	-	0,400	0,400	-	-	-	-	-	-	-
Ø10,1-12	0,315	0,250	0,200	0,125	0,100	-	0,500	0,400	-	-	-	-	-	-	-
Ø12,1-16	0,400	0,315	0,250	0,160	0,125	-	0,630	0,500	-	-	-	-	-	-	-
Ø16,1-20	0,500	0,400	0,315	0,200	0,160	-	0,630	0,630	-	-	-	-	-	-	-



DIN 6535 HA		DIN 6535 HE		Dc	Ds	Ls	Ln	Dn	Lt	r/c	z
PLDSC205D030030SIK	PLDSE205D030030SIK	3,0	6	28	-	-	66	-	2		
PLDSC205D031030SIK	PLDSE205D031030SIK	3,1	6	28	-	-	66	-	2		
PLDSC205D032030SIK	PLDSE205D032030SIK	3,2	6	28	-	-	66	-	2		
PLDSC205D033030SIK	PLDSE205D033030SIK	3,3	6	28	-	-	66	-	2		
PLDSC205D034030SIK	PLDSE205D034030SIK	3,4	6	28	-	-	66	-	2		
PLDSC205D035030SIK	PLDSE205D035030SIK	3,5	6	28	-	-	66	-	2		
PLDSC205D036030SIK	PLDSE205D036030SIK	3,6	6	28	-	-	66	-	2		
PLDSC205D037030SIK	PLDSE205D037030SIK	3,7	6	28	-	-	66	-	2		
PLDSC205D038030SIK	PLDSE205D038030SIK	3,8	6	36	-	-	74	-	2		
PLDSC205D039030SIK	PLDSE205D039030SIK	3,9	6	36	-	-	74	-	2		
PLDSC205D040030SIK	PLDSE205D040030SIK	4,0	6	36	-	-	74	-	2		
PLDSC205D041030SIK	PLDSE205D041030SIK	4,1	6	36	-	-	74	-	2		
PLDSC205D042030SIK	PLDSE205D042030SIK	4,2	6	36	-	-	74	-	2		
PLDSC205D043030SIK	PLDSE205D043030SIK	4,3	6	36	-	-	74	-	2		
PLDSC205D044030SIK	PLDSE205D044030SIK	4,4	6	36	-	-	74	-	2		
PLDSC205D045030SIK	PLDSE205D045030SIK	4,5	6	36	-	-	74	-	2		
PLDSC205D046030SIK	PLDSE205D046030SIK	4,6	6	36	-	-	74	-	2		
PLDSC205D046030SIK	PLDSE205D046530SIK	4,65	6	36	-	-	74	-	2		
PLDSC205D047030SIK	PLDSE205D047030SIK	4,7	6	36	-	-	74	-	2		
PLDSC205D048030SIK	PLDSE205D048030SIK	4,8	6	44	-	-	82	-	2		
PLDSC205D049030SIK	PLDSE205D049030SIK	4,9	6	44	-	-	82	-	2		
PLDSC205D050030SIK	PLDSE205D050030SIK	5,0	6	44	-	-	82	-	2		
PLDSC205D051030SIK	PLDSE205D051030SIK	5,1	6	44	-	-	82	-	2		
PLDSC205D052030SIK	PLDSE205D052030SIK	5,2	6	44	-	-	82	-	2		
PLDSC205D053030SIK	PLDSE205D053030SIK	5,3	6	44	-	-	82	-	2		
PLDSC205D054030SIK	PLDSE205D054030SIK	5,4	6	44	-	-	82	-	2		
PLDSC205D055030SIK	PLDSE205D055030SIK	5,5	6	44	-	-	82	-	2		
PLDSC205D055530SIK	PLDSE205D055530SIK	5,55	6	44	-	-	82	-	2		
PLDSC205D056030SIK	PLDSE205D056030SIK	5,6	6	44	-	-	82	-	2		
PLDSC205D057030SIK	PLDSE205D057030SIK	5,7	6	44	-	-	82	-	2		
PLDSC205D058030SIK	PLDSE205D058030SIK	5,8	6	44	-	-	82	-	2		
PLDSC205D059030SIK	PLDSE205D059030SIK	5,9	6	44	-	-	82	-	2		

	P1	P2	P3	H1	H2	H3	K1	K2	M1	M2	S1	S2	N1	N2	G
Vc	160	140	110	70	50	-	220	180	-	-	-	-	-	-	-





fn	P1	P2	P3	H1	H2	H3	K1	K2	M1	M2	S1	S2	N1	N2	G
Ø0,1-2	-	-	-	-	-	-	-	-	-	-	-	-	-	-	-
Ø2,1-2,5	-	-	-	-	-	-	-	-	-	-	-	-	-	-	-
Ø2,6-3	0,125	0,100	0,080	0,050	0,040	-	0,160	0,160	-	-	-	-	-	-	-
Ø3,1-4	0,160	0,125	0,100	0,063	0,050	-	0,200	0,200	-	-	-	-	-	-	-
Ø4,1-5	0,160	0,125	0,100	0,063	0,050	-	0,250	0,200	-	-	-	-	-	-	-
Ø5,1-6	0,200	0,160	0,125	0,080	0,063	-	0,315	0,250	-	-	-	-	-	-	-
Ø6,1-8	0,250	0,200	0,160	0,100	0,080	-	0,315	0,315	-	-	-	-	-	-	-
Ø8,1-10	0,315	0,250	0,200	0,125	0,100	-	0,400	0,400	-	-	-	-	-	-	-
Ø10,1-12	0,315	0,250	0,200	0,125	0,100	-	0,500	0,400	-	-	-	-	-	-	-
Ø12,1-16	0,400	0,315	0,250	0,160	0,125	-	0,630	0,500	-	-	-	-	-	-	-
Ø16,1-20	0,500	0,400	0,315	0,200	0,160	-	0,630	0,630	-	-	-	-	-	-	-



DIN 6535 HA		DIN 6535 HE		Dc	Ds	Ls	Ln	Dn	Lt	r/c	z
PLDSC205D060030SIK	PLDSE205D060030SIK	6,0	6	44	-	-	82	-	2		
PLDSC205D061030SIK	PLDSE205D061030SIK	6,1	8	53	-	-	91	-	2		
PLDSC205D062030SIK	PLDSE205D062030SIK	6,2	8	53	-	-	91	-	2		
PLDSC205D063030SIK	PLDSE205D063030SIK	6,3	8	53	-	-	91	-	2		
PLDSC205D064030SIK	PLDSE205D064030SIK	6,4	8	53	-	-	91	-	2		
PLDSC205D065030SIK	PLDSE205D065030SIK	6,5	8	53	-	-	91	-	2		
PLDSC205D066030SIK	PLDSE205D066030SIK	6,6	8	53	-	-	91	-	2		
PLDSC205D067030SIK	PLDSE205D067030SIK	6,7	8	53	-	-	91	-	2		
PLDSC205D068030SIK	PLDSE205D068030SIK	6,8	8	53	-	-	91	-	2		
PLDSC205D069030SIK	PLDSE205D069030SIK	6,9	8	53	-	-	91	-	2		
PLDSC205D070030SIK	PLDSE205D070030SIK	7,0	8	53	-	-	91	-	2		
PLDSC205D071030SIK	PLDSE205D071030SIK	7,1	8	53	-	-	91	-	2		
PLDSC205D072030SIK	PLDSE205D072030SIK	7,2	8	53	-	-	91	-	2		
PLDSC205D073030SIK	PLDSE205D073030SIK	7,3	8	53	-	-	91	-	2		
PLDSC205D074030SIK	PLDSE205D074030SIK	7,4	8	53	-	-	91	-	2		
PLDSC205D075030SIK	PLDSE205D075030SIK	7,5	8	53	-	-	91	-	2		
PLDSC205D076030SIK	PLDSE205D076030SIK	7,6	8	53	-	-	91	-	2		
PLDSC205D077030SIK	PLDSE205D077030SIK	7,7	8	53	-	-	91	-	2		
PLDSC205D078030SIK	PLDSE205D078030SIK	7,8	8	53	-	-	91	-	2		
PLDSC205D079030SIK	PLDSE205D079030SIK	7,9	8	53	-	-	91	-	2		
PLDSC205D080030SIK	PLDSE205D080030SIK	8,0	8	53	-	-	91	-	2		
PLDSC205D081030SIK	PLDSE205D081030SIK	8,1	10	61	-	-	103	-	2		
PLDSC205D082030SIK	PLDSE205D082030SIK	8,2	10	61	-	-	103	-	2		
PLDSC205D083030SIK	PLDSE205D083030SIK	8,3	10	61	-	-	103	-	2		
PLDSC205D084030SIK	PLDSE205D084030SIK	8,4	10	61	-	-	103	-	2		
PLDSC205D085030SIK	PLDSE205D085030SIK	8,5	10	61	-	-	103	-	2		
PLDSC205D086030SIK	PLDSE205D086030SIK	8,6	10	61	-	-	103	-	2		
PLDSC205D087030SIK	PLDSE205D087030SIK	8,7	10	61	-	-	103	-	2		
PLDSC205D088030SIK	PLDSE205D088030SIK	8,8	10	61	-	-	103	-	2		
PLDSC205D089030SIK	PLDSE205D089030SIK	8,9	10	61	-	-	103	-	2		
PLDSC205D090030SIK	PLDSE205D090030SIK	9,0	10	61	-	-	103	-	2		
PLDSC205D091030SIK	PLDSE205D091030SIK	9,1	10	61	-	-	103	-	2		

	P1	P2	P3	H1	H2	H3	K1	K2	M1	M2	S1	S2	N1	N2	G
Vc	160	140	110	70	50	-	220	180	-	-	-	-	-	-	-




 fn	P1	P2	P3	H1	H2	H3	K1	K2	M1	M2	S1	S2	N1	N2	G
Ø0,1-2	-	-	-	-	-	-	-	-	-	-	-	-	-	-	-
Ø2,1-2,5	-	-	-	-	-	-	-	-	-	-	-	-	-	-	-
Ø2,6-3	0,125	0,100	0,080	0,050	0,040	-	0,160	0,160	-	-	-	-	-	-	-
Ø3,1-4	0,160	0,125	0,100	0,063	0,050	-	0,200	0,200	-	-	-	-	-	-	-
Ø4,1-5	0,160	0,125	0,100	0,063	0,050	-	0,250	0,200	-	-	-	-	-	-	-
Ø5,1-6	0,200	0,160	0,125	0,080	0,063	-	0,315	0,250	-	-	-	-	-	-	-
Ø6,1-8	0,250	0,200	0,160	0,100	0,080	-	0,315	0,315	-	-	-	-	-	-	-
Ø8,1-10	0,315	0,250	0,200	0,125	0,100	-	0,400	0,400	-	-	-	-	-	-	-
Ø10,1-12	0,315	0,250	0,200	0,125	0,100	-	0,500	0,400	-	-	-	-	-	-	-
Ø12,1-16	0,400	0,315	0,250	0,160	0,125	-	0,630	0,500	-	-	-	-	-	-	-
Ø16,1-20	0,500	0,400	0,315	0,200	0,160	-	0,630	0,630	-	-	-	-	-	-	-



DIN 6535 HA	DIN 6535 HE	Dc	Ds	Ls	Ln	Dn	Lt	r/c	z
PLDSC205D092030SIK	PLDSE205D092030SIK	9,2	10	61	-	-	103	-	2
PLDSC205D093030SIK	PLDSE205D093030SIK	9,3	10	61	-	-	103	-	2
PLDSC205D094030SIK	PLDSE205D094030SIK	9,4	10	61	-	-	103	-	2
PLDSC205D095030SIK	PLDSE205D095030SIK	9,5	10	61	-	-	103	-	2
PLDSC205D096030SIK	PLDSE205D096030SIK	9,6	10	61	-	-	103	-	2
PLDSC205D097030SIK	PLDSE205D097030SIK	9,7	10	61	-	-	103	-	2
PLDSC205D098030SIK	PLDSE205D098030SIK	9,8	10	61	-	-	103	-	2
PLDSC205D099030SIK	PLDSE205D099030SIK	9,9	10	61	-	-	103	-	2
PLDSC205D100030SIK	PLDSE205D100030SIK	10,0	10	61	-	-	103	-	2
PLDSC205D101030SIK	PLDSE205D101030SIK	10,1	12	71	-	-	118	-	2
PLDSC205D102030SIK	PLDSE205D102030SIK	10,2	12	71	-	-	118	-	2
PLDSC205D103030SIK	PLDSE205D103030SIK	10,3	12	71	-	-	118	-	2
PLDSC205D104030SIK	PLDSE205D104030SIK	10,4	12	71	-	-	118	-	2
PLDSC205D105030SIK	PLDSE205D105030SIK	10,5	12	71	-	-	118	-	2
PLDSC205D106030SIK	PLDSE205D106030SIK	10,6	12	71	-	-	118	-	2
PLDSC205D107030SIK	PLDSE205D107030SIK	10,7	12	71	-	-	118	-	2
PLDSC205D108030SIK	PLDSE205D108030SIK	10,8	12	71	-	-	118	-	2
PLDSC205D109030SIK	PLDSE205D109030SIK	10,9	12	71	-	-	118	-	2
PLDSC205D110030SIK	PLDSE205D110030SIK	11,0	12	71	-	-	118	-	2
PLDSC205D111030SIK	PLDSE205D111030SIK	11,1	12	71	-	-	118	-	2
PLDSC205D112030SIK	PLDSE205D112030SIK	11,2	12	71	-	-	118	-	2
PLDSC205D113030SIK	PLDSE205D113030SIK	11,3	12	71	-	-	118	-	2
PLDSC205D114030SIK	PLDSE205D114030SIK	11,4	12	71	-	-	118	-	2
PLDSC205D115030SIK	PLDSE205D115030SIK	11,5	12	71	-	-	118	-	2
PLDSC205D116030SIK	PLDSE205D116030SIK	11,6	12	71	-	-	118	-	2
PLDSC205D117030SIK	PLDSE205D117030SIK	11,7	12	71	-	-	118	-	2
PLDSC205D118030SIK	PLDSE205D118030SIK	11,8	12	71	-	-	118	-	2
PLDSC205D119030SIK	PLDSE205D119030SIK	11,9	12	71	-	-	118	-	2
PLDSC205D120030SIK	PLDSE205D120030SIK	12,0	12	71	-	-	118	-	2
PLDSC205D121030SIK	PLDSE205D121030SIK	12,1	14	77	-	-	124	-	2
PLDSC205D122030SIK	PLDSE205D122030SIK	12,2	14	77	-	-	124	-	2
PLDSC205D123030SIK	PLDSE205D123030SIK	12,3	14	77	-	-	124	-	2

	P1	P2	P3	H1	H2	H3	K1	K2	M1	M2	S1	S2	N1	N2	G
Vc	160	140	110	70	50	-	220	180	-	-	-	-	-	-	-





fn	P1	P2	P3	H1	H2	H3	K1	K2	M1	M2	S1	S2	N1	N2	G
Ø0,1-2	-	-	-	-	-	-	-	-	-	-	-	-	-	-	-
Ø2,1-2,5	-	-	-	-	-	-	-	-	-	-	-	-	-	-	-
Ø2,6-3	0,125	0,100	0,080	0,050	0,040	-	0,160	0,160	-	-	-	-	-	-	-
Ø3,1-4	0,160	0,125	0,100	0,063	0,050	-	0,200	0,200	-	-	-	-	-	-	-
Ø4,1-5	0,160	0,125	0,100	0,063	0,050	-	0,250	0,200	-	-	-	-	-	-	-
Ø5,1-6	0,200	0,160	0,125	0,080	0,063	-	0,315	0,250	-	-	-	-	-	-	-
Ø6,1-8	0,250	0,200	0,160	0,100	0,080	-	0,315	0,315	-	-	-	-	-	-	-
Ø8,1-10	0,315	0,250	0,200	0,125	0,100	-	0,400	0,400	-	-	-	-	-	-	-
Ø10,1-12	0,315	0,250	0,200	0,125	0,100	-	0,500	0,400	-	-	-	-	-	-	-
Ø12,1-16	0,400	0,315	0,250	0,160	0,125	-	0,630	0,500	-	-	-	-	-	-	-
Ø16,1-20	0,500	0,400	0,315	0,200	0,160	-	0,630	0,630	-	-	-	-	-	-	-



DIN 6535 HA		DIN 6535 HE		Dc	Ds	Ls	Ln	Dn	Lt	r/c	z
PLDSC205D124030SIK	PLDSE205D124030SIK	12,4	14	77	-	-	124	-	2		
PLDSC205D125030SIK	PLDSE205D125030SIK	12,5	14	77	-	-	124	-	2		
PLDSC205D126030SIK	PLDSE205D126030SIK	12,6	14	77	-	-	124	-	2		
PLDSC205D127030SIK	PLDSE205D127030SIK	12,7	14	77	-	-	124	-	2		
PLDSC205D128030SIK	PLDSE205D128030SIK	12,8	14	77	-	-	124	-	2		
PLDSC205D129030SIK	PLDSE205D129030SIK	12,9	14	77	-	-	124	-	2		
PLDSC205D130030SIK	PLDSE205D130030SIK	13,0	14	77	-	-	124	-	2		
PLDSC205D131030SIK	PLDSE205D131030SIK	13,1	14	77	-	-	124	-	2		
PLDSC205D132030SIK	PLDSE205D132030SIK	13,2	14	77	-	-	124	-	2		
PLDSC205D133030SIK	PLDSE205D133030SIK	13,3	14	77	-	-	124	-	2		
PLDSC205D134030SIK	PLDSE205D134030SIK	13,4	14	77	-	-	124	-	2		
PLDSC205D135030SIK	PLDSE205D135030SIK	13,5	14	77	-	-	124	-	2		
PLDSC205D136030SIK	PLDSE205D136030SIK	13,6	14	77	-	-	124	-	2		
PLDSC205D137030SIK	PLDSE205D137030SIK	13,7	14	77	-	-	124	-	2		
PLDSC205D138030SIK	PLDSE205D138030SIK	13,8	14	77	-	-	124	-	2		
PLDSC205D139030SIK	PLDSE205D139030SIK	13,9	14	77	-	-	124	-	2		
PLDSC205D140030SIK	PLDSE205D140030SIK	14,0	14	77	-	-	124	-	2		
PLDSC205D141030SIK	PLDSE205D141030SIK	14,1	16	83	-	-	133	-	2		
PLDSC205D142030SIK	PLDSE205D142030SIK	14,2	16	83	-	-	133	-	2		
PLDSC205D143030SIK	PLDSE205D143030SIK	14,3	16	83	-	-	133	-	2		
PLDSC205D144030SIK	PLDSE205D144030SIK	14,4	16	83	-	-	133	-	2		
PLDSC205D145030SIK	PLDSE205D145030SIK	14,5	16	83	-	-	133	-	2		
PLDSC205D146030SIK	PLDSE205D146030SIK	14,6	16	83	-	-	133	-	2		
PLDSC205D147030SIK	PLDSE205D147030SIK	14,7	16	83	-	-	133	-	2		
PLDSC205D148030SIK	PLDSE205D148030SIK	14,8	16	83	-	-	133	-	2		
PLDSC205D149030SIK	PLDSE205D149030SIK	14,9	16	83	-	-	133	-	2		
PLDSC205D150030SIK	PLDSE205D150030SIK	15,0	16	83	-	-	133	-	2		
PLDSC205D151030SIK	PLDSE205D151030SIK	15,1	16	83	-	-	133	-	2		
PLDSC205D152030SIK	PLDSE205D152030SIK	15,2	16	83	-	-	133	-	2		
PLDSC205D153030SIK	PLDSE205D153030SIK	15,3	16	83	-	-	133	-	2		
PLDSC205D154030SIK	PLDSE205D154030SIK	15,4	16	83	-	-	133	-	2		
PLDSC205D155030SIK	PLDSE205D155030SIK	15,5	16	83	-	-	133	-	2		

	P1	P2	P3	H1	H2	H3	K1	K2	M1	M2	S1	S2	N1	N2	G
Vc	160	140	110	70	50	-	220	180	-	-	-	-	-	-	-





 fn	P1	P2	P3	H1	H2	H3	K1	K2	M1	M2	S1	S2	N1	N2	G
Ø0,1-2	-	-	-	-	-	-	-	-	-	-	-	-	-	-	-
Ø2,1-2,5	-	-	-	-	-	-	-	-	-	-	-	-	-	-	-
Ø2,6-3	0,125	0,100	0,080	0,050	0,040	-	0,160	0,160	-	-	-	-	-	-	-
Ø3,1-4	0,160	0,125	0,100	0,063	0,050	-	0,200	0,200	-	-	-	-	-	-	-
Ø4,1-5	0,160	0,125	0,100	0,063	0,050	-	0,250	0,200	-	-	-	-	-	-	-
Ø5,1-6	0,200	0,160	0,125	0,080	0,063	-	0,315	0,250	-	-	-	-	-	-	-
Ø6,1-8	0,250	0,200	0,160	0,100	0,080	-	0,315	0,315	-	-	-	-	-	-	-
Ø8,1-10	0,315	0,250	0,200	0,125	0,100	-	0,400	0,400	-	-	-	-	-	-	-
Ø10,1-12	0,315	0,250	0,200	0,125	0,100	-	0,500	0,400	-	-	-	-	-	-	-
Ø12,1-16	0,400	0,315	0,250	0,160	0,125	-	0,630	0,500	-	-	-	-	-	-	-
Ø16,1-20	0,500	0,400	0,315	0,200	0,160	-	0,630	0,630	-	-	-	-	-	-	-



DIN 6535 HA	DIN 6535 HE	Dc	Ds	Ls	Ln	Dn	Lt	r/c	z
PLDSC205D156030SIK	PLDSE205D156030SIK	15,6	16	83	-	-	133	-	2
PLDSC205D157030SIK	PLDSE205D157030SIK	15,7	16	83	-	-	133	-	2
PLDSC205D158030SIK	PLDSE205D158030SIK	15,8	16	83	-	-	133	-	2
PLDSC205D159030SIK	PLDSE205D159030SIK	15,9	16	83	-	-	133	-	2
PLDSC205D160030SIK	PLDSE205D160030SIK	16,0	16	83	-	-	133	-	2
PLDSC205D165030SIK	PLDSE205D165030SIK	16,5	18	93	-	-	143	-	2
PLDSC205D167030SIK	PLDSE205D167030SIK	16,7	18	93	-	-	143	-	2
PLDSC205D169030SIK	PLDSE205D169030SIK	16,9	18	93	-	-	143	-	2
PLDSC205D170030SIK	PLDSE205D170030SIK	17,0	18	93	-	-	143	-	2
PLDSC205D175030SIK	PLDSE205D175030SIK	17,5	18	93	-	-	143	-	2
PLDSC205D177030SIK	PLDSE205D177030SIK	17,7	18	93	-	-	143	-	2
PLDSC205D179030SIK	PLDSE205D179030SIK	17,9	18	93	-	-	143	-	2
PLDSC205D180030SIK	PLDSE205D180030SIK	18,0	18	93	-	-	143	-	2
PLDSC205D185030SIK	PLDSE205D185030SIK	18,5	20	101	-	-	153	-	2
PLDSC205D187030SIK	PLDSE205D187030SIK	18,7	20	101	-	-	153	-	2
PLDSC205D189030SIK	PLDSE205D189030SIK	18,9	20	101	-	-	153	-	2
PLDSC205D190030SIK	PLDSE205D190030SIK	19,0	20	101	-	-	153	-	2
PLDSC205D195030SIK	PLDSE205D195030SIK	19,5	20	101	-	-	153	-	2
PLDSC205D197030SIK	PLDSE205D197030SIK	19,7	20	101	-	-	153	-	2
PLDSC205D199030SIK	PLDSE205D199030SIK	19,9	20	101	-	-	153	-	2
PLDSC205D200030SIK	PLDSE205D200030SIK	20,0	20	101	-	-	153	-	2

	P1	P2	P3	H1	H2	H3	K1	K2	M1	M2	S1	S2	N1	N2	G
Vc	160	140	110	70	50	-	220	180	-	-	-	-	-	-	-




 fn	P1	P2	P3	H1	H2	H3	K1	K2	M1	M2	S1	S2	N1	N2	G
Ø0,1-2	-	-	-	-	-	-	-	-	-	-	-	-	-	-	-
Ø2,1-2,5	-	-	-	-	-	-	-	-	-	-	-	-	-	-	-
Ø2,6-3	0,125	0,100	0,080	0,050	0,040	-	0,160	0,160	-	-	-	-	-	-	-
Ø3,1-4	0,160	0,125	0,100	0,063	0,050	-	0,200	0,200	-	-	-	-	-	-	-
Ø4,1-5	0,160	0,125	0,100	0,063	0,050	-	0,250	0,200	-	-	-	-	-	-	-
Ø5,1-6	0,200	0,160	0,125	0,080	0,063	-	0,315	0,250	-	-	-	-	-	-	-
Ø6,1-8	0,250	0,200	0,160	0,100	0,080	-	0,315	0,315	-	-	-	-	-	-	-
Ø8,1-10	0,315	0,250	0,200	0,125	0,100	-	0,400	0,400	-	-	-	-	-	-	-
Ø10,1-12	0,315	0,250	0,200	0,125	0,100	-	0,500	0,400	-	-	-	-	-	-	-
Ø12,1-16	0,400	0,315	0,250	0,160	0,125	-	0,630	0,500	-	-	-	-	-	-	-
Ø16,1-20	0,500	0,400	0,315	0,200	0,160	-	0,630	0,630	-	-	-	-	-	-	-



DIN 6535 HA		DIN 6535 HE		Dc	Ds	Ls	Ln	Dn	Lt	r/c	z
PLDSC208D030030SIK	PLDSE208D030030SIK	3,0	6	30	-	-	70	-	2		
PLDSC208D031030SIK	PLDSE208D031030SIK	3,1	6	30	-	-	70	-	2		
PLDSC208D032030SIK	PLDSE208D032030SIK	3,2	6	30	-	-	70	-	2		
PLDSC208D033030SIK	PLDSE208D033030SIK	3,3	6	30	-	-	70	-	2		
PLDSC208D034030SIK	PLDSE208D034030SIK	3,4	6	35	-	-	75	-	2		
PLDSC208D035030SIK	PLDSE208D035030SIK	3,5	6	35	-	-	75	-	2		
PLDSC208D036030SIK	PLDSE208D036030SIK	3,6	6	35	-	-	75	-	2		
PLDSC208D037030SIK	PLDSE208D037030SIK	3,7	6	35	-	-	75	-	2		
PLDSC208D038030SIK	PLDSE208D038030SIK	3,8	6	37	-	-	75	-	2		
PLDSC208D039030SIK	PLDSE208D039030SIK	3,9	6	37	-	-	75	-	2		
PLDSC208D040030SIK	PLDSE208D040030SIK	4,0	6	37	-	-	75	-	2		
PLDSC208D041030SIK	PLDSE208D041030SIK	4,1	6	37	-	-	75	-	2		
PLDSC208D042030SIK	PLDSE208D042030SIK	4,2	6	37	-	-	75	-	2		
PLDSC208D043030SIK	PLDSE208D043030SIK	4,3	6	45	-	-	85	-	2		
PLDSC208D044030SIK	PLDSE208D044030SIK	4,4	6	45	-	-	85	-	2		
PLDSC208D045030SIK	PLDSE208D045030SIK	4,5	6	45	-	-	85	-	2		
PLDSC208D046030SIK	PLDSE208D046030SIK	4,6	6	45	-	-	85	-	2		
PLDSC208D047030SIK	PLDSE208D047030SIK	4,7	6	45	-	-	85	-	2		
PLDSC208D048030SIK	PLDSE208D048030SIK	4,8	6	50	-	-	90	-	2		
PLDSC208D049030SIK	PLDSE208D049030SIK	4,9	6	50	-	-	90	-	2		
PLDSC208D050030SIK	PLDSE208D050030SIK	5,0	6	50	-	-	90	-	2		
PLDSC208D051030SIK	PLDSE208D051030SIK	5,1	6	50	-	-	90	-	2		
PLDSC208D052030SIK	PLDSE208D052030SIK	5,2	6	50	-	-	90	-	2		
PLDSC208D053030SIK	PLDSE208D053030SIK	5,3	6	50	-	-	90	-	2		
PLDSC208D054030SIK	PLDSE208D054030SIK	5,4	6	57	-	-	97	-	2		
PLDSC208D055030SIK	PLDSE208D055030SIK	5,5	6	57	-	-	97	-	2		
PLDSC208D056030SIK	PLDSE208D056030SIK	5,6	6	57	-	-	97	-	2		
PLDSC208D057030SIK	PLDSE208D057030SIK	5,7	6	57	-	-	97	-	2		
PLDSC208D058030SIK	PLDSE208D058030SIK	5,8	6	57	-	-	97	-	2		
PLDSC208D059030SIK	PLDSE208D059030SIK	5,9	6	57	-	-	97	-	2		
PLDSC208D060030SIK	PLDSE208D060030SIK	6,0	6	57	-	-	97	-	2		
PLDSC208D061030SIK	PLDSE208D061030SIK	6,1	8	66	-	-	106	-	2		

	P1	P2	P3	H1	H2	H3	K1	K2	M1	M2	S1	S2	N1	N2	G
Vc	160	140	110	70	50	-	220	180	-	-	-	-	-	-	-




fn	P1	P2	P3	H1	H2	H3	K1	K2	M1	M2	S1	S2	N1	N2	G
Ø0,1-2	-	-	-	-	-	-	-	-	-	-	-	-	-	-	-
Ø2,1-2,5	-	-	-	-	-	-	-	-	-	-	-	-	-	-	-
Ø2,6-3	0,125	0,100	0,080	0,050	0,040	-	0,160	0,160	-	-	-	-	-	-	-
Ø3,1-4	0,160	0,125	0,100	0,063	0,050	-	0,200	0,200	-	-	-	-	-	-	-
Ø4,1-5	0,160	0,125	0,100	0,063	0,050	-	0,250	0,200	-	-	-	-	-	-	-
Ø5,1-6	0,200	0,160	0,125	0,080	0,063	-	0,315	0,250	-	-	-	-	-	-	-
Ø6,1-8	0,250	0,200	0,160	0,100	0,080	-	0,315	0,315	-	-	-	-	-	-	-
Ø8,1-10	0,315	0,250	0,200	0,125	0,100	-	0,400	0,400	-	-	-	-	-	-	-
Ø10,1-12	0,315	0,250	0,200	0,125	0,100	-	0,500	0,400	-	-	-	-	-	-	-
Ø12,1-16	0,400	0,315	0,250	0,160	0,125	-	0,630	0,500	-	-	-	-	-	-	-
Ø16,1-20	0,500	0,400	0,315	0,200	0,160	-	0,630	0,630	-	-	-	-	-	-	-



DIN 6535 HA		DIN 6535 HE		Dc	Ds	Ls	Ln	Dn	Lt	r/c	z
PLDSC208D062030SIK		PLDSE208D062030SIK		6,2	8	66	-	-	106	-	2
PLDSC208D063030SIK		PLDSE208D063030SIK		6,3	8	66	-	-	106	-	2
PLDSC208D064030SIK		PLDSE208D064030SIK		6,4	8	66	-	-	106	-	2
PLDSC208D065030SIK		PLDSE208D065030SIK		6,5	8	66	-	-	106	-	2
PLDSC208D066030SIK		PLDSE208D066030SIK		6,6	8	66	-	-	106	-	2
PLDSC208D067030SIK		PLDSE208D067030SIK		6,7	8	66	-	-	106	-	2
PLDSC208D068030SIK		PLDSE208D068030SIK		6,8	8	66	-	-	106	-	2
PLDSC208D069030SIK		PLDSE208D069030SIK		6,9	8	76	-	-	116	-	2
PLDSC208D070030SIK		PLDSE208D070030SIK		7,0	8	76	-	-	116	-	2
PLDSC208D071030SIK		PLDSE208D071030SIK		7,1	8	76	-	-	116	-	2
PLDSC208D072030SIK		PLDSE208D072030SIK		7,2	8	76	-	-	116	-	2
PLDSC208D073030SIK		PLDSE208D073030SIK		7,3	8	76	-	-	116	-	2
PLDSC208D074030SIK		PLDSE208D074030SIK		7,4	8	76	-	-	116	-	2
PLDSC208D075030SIK		PLDSE208D075030SIK		7,5	8	76	-	-	116	-	2
PLDSC208D076030SIK		PLDSE208D076030SIK		7,6	8	76	-	-	116	-	2
PLDSC208D077030SIK		PLDSE208D077030SIK		7,7	8	76	-	-	116	-	2
PLDSC208D078030SIK		PLDSE208D078030SIK		7,8	8	76	-	-	116	-	2
PLDSC208D079030SIK		PLDSE208D079030SIK		7,9	8	76	-	-	116	-	2
PLDSC208D080030SIK		PLDSE208D080030SIK		8,0	8	76	-	-	116	-	2
PLDSC208D081030SIK		PLDSE208D081030SIK		8,1	10	87	-	-	131	-	2
PLDSC208D082030SIK		PLDSE208D082030SIK		8,2	10	87	-	-	131	-	2
PLDSC208D083030SIK		PLDSE208D083030SIK		8,3	10	87	-	-	131	-	2
PLDSC208D084030SIK		PLDSE208D084030SIK		8,4	10	87	-	-	131	-	2
PLDSC208D085030SIK		PLDSE208D085030SIK		8,5	10	87	-	-	131	-	2
PLDSC208D086030SIK		PLDSE208D086030SIK		8,6	10	87	-	-	131	-	2
PLDSC208D087030SIK		PLDSE208D087030SIK		8,7	10	87	-	-	131	-	2
PLDSC208D088030SIK		PLDSE208D088030SIK		8,8	10	87	-	-	131	-	2
PLDSC208D089030SIK		PLDSE208D089030SIK		8,9	10	87	-	-	131	-	2
PLDSC208D090030SIK		PLDSE208D090030SIK		9,0	10	87	-	-	131	-	2
PLDSC208D091030SIK		PLDSE208D091030SIK		9,1	10	95	-	-	139	-	2
PLDSC208D092030SIK		PLDSE208D092030SIK		9,2	10	95	-	-	139	-	2
PLDSC208D093030SIK		PLDSE208D093030SIK		9,3	10	95	-	-	139	-	2

	P1	P2	P3	H1	H2	H3	K1	K2	M1	M2	S1	S2	N1	N2	G
Vc	160	140	110	70	50	-	220	180	-	-	-	-	-	-	-





fn	P1	P2	P3	H1	H2	H3	K1	K2	M1	M2	S1	S2	N1	N2	G
Ø0,1-2	-	-	-	-	-	-	-	-	-	-	-	-	-	-	-
Ø2,1-2,5	-	-	-	-	-	-	-	-	-	-	-	-	-	-	-
Ø2,6-3	0,125	0,100	0,080	0,050	0,040	-	0,160	0,160	-	-	-	-	-	-	-
Ø3,1-4	0,160	0,125	0,100	0,063	0,050	-	0,200	0,200	-	-	-	-	-	-	-
Ø4,1-5	0,160	0,125	0,100	0,063	0,050	-	0,250	0,200	-	-	-	-	-	-	-
Ø5,1-6	0,200	0,160	0,125	0,080	0,063	-	0,315	0,250	-	-	-	-	-	-	-
Ø6,1-8	0,250	0,200	0,160	0,100	0,080	-	0,315	0,315	-	-	-	-	-	-	-
Ø8,1-10	0,315	0,250	0,200	0,125	0,100	-	0,400	0,400	-	-	-	-	-	-	-
Ø10,1-12	0,315	0,250	0,200	0,125	0,100	-	0,500	0,400	-	-	-	-	-	-	-
Ø12,1-16	0,400	0,315	0,250	0,160	0,125	-	0,630	0,500	-	-	-	-	-	-	-
Ø16,1-20	0,500	0,400	0,315	0,200	0,160	-	0,630	0,630	-	-	-	-	-	-	-



DIN 6535 HA	DIN 6535 HE	Dc	Ds	Ls	Ln	Dn	Lt	r/c	z
PLDSC208D094030SIK	PLDSE208D094030SIK	9,4	10	95	-	-	139	-	2
PLDSC208D095030SIK	PLDSE208D095030SIK	9,5	10	95	-	-	139	-	2
PLDSC208D096030SIK	PLDSE208D096030SIK	9,6	10	95	-	-	139	-	2
PLDSC208D097030SIK	PLDSE208D097030SIK	9,7	10	95	-	-	139	-	2
PLDSC208D098030SIK	PLDSE208D098030SIK	9,8	10	95	-	-	139	-	2
PLDSC208D099030SIK	PLDSE208D099030SIK	9,9	10	95	-	-	139	-	2
PLDSC208D100030SIK	PLDSE208D100030SIK	10,0	10	95	-	-	139	-	2
PLDSC208D101030SIK	PLDSE208D101030SIK	10,1	12	106	-	-	155	-	2
PLDSC208D102030SIK	PLDSE208D102030SIK	10,2	12	106	-	-	155	-	2
PLDSC208D103030SIK	PLDSE208D103030SIK	10,3	12	106	-	-	155	-	2
PLDSC208D104030SIK	PLDSE208D104030SIK	10,4	12	106	-	-	155	-	2
PLDSC208D105030SIK	PLDSE208D105030SIK	10,5	12	106	-	-	155	-	2
PLDSC208D106030SIK	PLDSE208D106030SIK	10,6	12	106	-	-	155	-	2
PLDSC208D107030SIK	PLDSE208D107030SIK	10,7	12	106	-	-	155	-	2
PLDSC208D108030SIK	PLDSE208D108030SIK	10,8	12	106	-	-	155	-	2
PLDSC208D109030SIK	PLDSE208D109030SIK	10,9	12	106	-	-	155	-	2
PLDSC208D110030SIK	PLDSE208D110030SIK	11,0	12	106	-	-	155	-	2
PLDSC208D111030SIK	PLDSE208D111030SIK	11,1	12	114	-	-	163	-	2
PLDSC208D112030SIK	PLDSE208D112030SIK	11,2	12	114	-	-	163	-	2
PLDSC208D113030SIK	PLDSE208D113030SIK	11,3	12	114	-	-	163	-	2
PLDSC208D114030SIK	PLDSE208D114030SIK	11,4	12	114	-	-	163	-	2
PLDSC208D115030SIK	PLDSE208D115030SIK	11,5	12	114	-	-	163	-	2
PLDSC208D116030SIK	PLDSE208D116030SIK	11,6	12	114	-	-	163	-	2
PLDSC208D117030SIK	PLDSE208D117030SIK	11,7	12	114	-	-	163	-	2
PLDSC208D118030SIK	PLDSE208D118030SIK	11,8	12	114	-	-	163	-	2
PLDSC208D119030SIK	PLDSE208D119030SIK	11,9	12	114	-	-	163	-	2
PLDSC208D120030SIK	PLDSE208D120030SIK	12,0	12	114	-	-	163	-	2
PLDSC208D121030SIK	PLDSE208D121030SIK	12,1	14	133	-	-	182	-	2
PLDSC208D122030SIK	PLDSE208D122030SIK	12,2	14	133	-	-	182	-	2
PLDSC208D123030SIK	PLDSE208D123030SIK	12,3	14	133	-	-	182	-	2
PLDSC208D125030SIK	PLDSE208D125030SIK	12,5	14	133	-	-	182	-	2
PLDSC208D127030SIK	PLDSE208D127030SIK	12,7	14	133	-	-	182	-	2

	P1	P2	P3	H1	H2	H3	K1	K2	M1	M2	S1	S2	N1	N2	G
Vc	160	140	110	70	50	-	220	180	-	-	-	-	-	-	-




fn	P1	P2	P3	H1	H2	H3	K1	K2	M1	M2	S1	S2	N1	N2	G
Ø0,1-2	-	-	-	-	-	-	-	-	-	-	-	-	-	-	-
Ø2,1-2,5	-	-	-	-	-	-	-	-	-	-	-	-	-	-	-
Ø2,6-3	0,125	0,100	0,080	0,050	0,040	-	0,160	0,160	-	-	-	-	-	-	-
Ø3,1-4	0,160	0,125	0,100	0,063	0,050	-	0,200	0,200	-	-	-	-	-	-	-
Ø4,1-5	0,160	0,125	0,100	0,063	0,050	-	0,250	0,200	-	-	-	-	-	-	-
Ø5,1-6	0,200	0,160	0,125	0,080	0,063	-	0,315	0,250	-	-	-	-	-	-	-
Ø6,1-8	0,250	0,200	0,160	0,100	0,080	-	0,315	0,315	-	-	-	-	-	-	-
Ø8,1-10	0,315	0,250	0,200	0,125	0,100	-	0,400	0,400	-	-	-	-	-	-	-
Ø10,1-12	0,315	0,250	0,200	0,125	0,100	-	0,500	0,400	-	-	-	-	-	-	-
Ø12,1-16	0,400	0,315	0,250	0,160	0,125	-	0,630	0,500	-	-	-	-	-	-	-
Ø16,1-20	0,500	0,400	0,315	0,200	0,160	-	0,630	0,630	-	-	-	-	-	-	-



DIN 6535 HA	DIN 6535 HE	Dc	Ds	Ls	Ln	Dn	Lt	r/c	z
PLDSC208D130030SIK	PLDSE208D130030SIK	13,0	14	133	-	-	182	-	2
PLDSC208D131030SIK	PLDSE208D131030SIK	13,1	14	133	-	-	182	-	2
PLDSC208D135030SIK	PLDSE208D135030SIK	13,5	14	133	-	-	182	-	2
PLDSC208D140030SIK	PLDSE208D140030SIK	14,0	14	133	-	-	182	-	2
PLDSC208D141030SIK	PLDSE208D141030SIK	14,1	16	152	-	-	204	-	2
PLDSC208D142030SIK	PLDSE208D142030SIK	14,2	16	152	-	-	204	-	2
PLDSC208D145030SIK	PLDSE208D145030SIK	14,5	16	152	-	-	204	-	2
PLDSC208D150030SIK	PLDSE208D150030SIK	15,0	16	152	-	-	204	-	2
PLDSC208D151030SIK	PLDSE208D151030SIK	15,1	16	152	-	-	204	-	2
PLDSC208D155030SIK	PLDSE208D155030SIK	15,5	16	152	-	-	204	-	2
PLDSC208D160030SIK	PLDSE208D160030SIK	16,0	16	152	-	-	204	-	2
PLDSC208D165030SIK	PLDSE208D165030SIK	16,5	18	171	-	-	223	-	2
PLDSC208D169030SIK	PLDSE208D169030SIK	16,9	18	171	-	-	223	-	2
PLDSC208D170030SIK	PLDSE208D170030SIK	17,0	18	171	-	-	223	-	2
PLDSC208D175030SIK	PLDSE208D175030SIK	17,5	18	171	-	-	223	-	2
PLDSC208D180030SIK	PLDSE208D180030SIK	18,0	18	171	-	-	223	-	2
PLDSC208D185030SIK	PLDSE208D185030SIK	18,5	20	190	-	-	244	-	2
PLDSC208D189030SIK	PLDSE208D189030SIK	18,9	20	190	-	-	244	-	2
PLDSC208D190030SIK	PLDSE208D190030SIK	19,0	20	190	-	-	244	-	2
PLDSC208D195030SIK	PLDSE208D195030SIK	19,5	20	190	-	-	244	-	2
PLDSC208D200030SIK	PLDSE208D200030SIK	20,0	20	190	-	-	244	-	2

	P1	P2	P3	H1	H2	H3	K1	K2	M1	M2	S1	S2	N1	N2	G
Vc	160	140	110	70	50	-	220	180	-	-	-	-	-	-	-




fn	P1	P2	P3	H1	H2	H3	K1	K2	M1	M2	S1	S2	N1	N2	G
Ø0,1-2	-	-	-	-	-	-	-	-	-	-	-	-	-	-	-
Ø2,1-2,5	-	-	-	-	-	-	-	-	-	-	-	-	-	-	-
Ø2,6-3	0,125	0,100	0,080	0,050	0,040	-	0,160	0,160	-	-	-	-	-	-	-
Ø3,1-4	0,160	0,125	0,100	0,063	0,050	-	0,200	0,200	-	-	-	-	-	-	-
Ø4,1-5	0,160	0,125	0,100	0,063	0,050	-	0,250	0,200	-	-	-	-	-	-	-
Ø5,1-6	0,200	0,160	0,125	0,080	0,063	-	0,315	0,250	-	-	-	-	-	-	-
Ø6,1-8	0,250	0,200	0,160	0,100	0,080	-	0,315	0,315	-	-	-	-	-	-	-
Ø8,1-10	0,315	0,250	0,200	0,125	0,100	-	0,400	0,400	-	-	-	-	-	-	-
Ø10,1-12	0,315	0,250	0,200	0,125	0,100	-	0,500	0,400	-	-	-	-	-	-	-
Ø12,1-16	0,400	0,315	0,250	0,160	0,125	-	0,630	0,500	-	-	-	-	-	-	-
Ø16,1-20	0,500	0,400	0,315	0,200	0,160	-	0,630	0,630	-	-	-	-	-	-	-



DIN 6535 HA	DIN 6535 HE	Dc	Ds	Ls	Ln	Dn	Lt	r/c	z
PLDSC212D030030SIK	-	3,0	6	50	-	-	90	-	2
PLDSC212D031030SIK	-	3,1	6	50	-	-	90	-	2
PLDSC212D032030SIK	-	3,2	6	50	-	-	90	-	2
PLDSC212D033030SIK	-	3,3	6	50	-	-	90	-	2
PLDSC212D034030SIK	-	3,4	6	50	-	-	90	-	2
PLDSC212D035030SIK	-	3,5	6	50	-	-	90	-	2
PLDSC212D036030SIK	-	3,6	6	50	-	-	90	-	2
PLDSC212D037030SIK	-	3,7	6	50	-	-	90	-	2
PLDSC212D038030SIK	-	3,8	6	64	-	-	102	-	2
PLDSC212D039030SIK	-	3,9	6	64	-	-	102	-	2
PLDSC212D040030SIK	-	4,0	6	64	-	-	102	-	2
PLDSC212D041030SIK	-	4,1	6	64	-	-	102	-	2
PLDSC212D042030SIK	-	4,2	6	64	-	-	102	-	2
PLDSC212D043030SIK	-	4,3	6	64	-	-	102	-	2
PLDSC212D044030SIK	-	4,4	6	64	-	-	102	-	2
PLDSC212D045030SIK	-	4,5	6	64	-	-	102	-	2
PLDSC212D046030SIK	-	4,6	6	64	-	-	102	-	2
PLDSC212D047030SIK	-	4,7	6	64	-	-	102	-	2
PLDSC212D048030SIK	-	4,8	6	78	-	-	116	-	2
PLDSC212D049030SIK	-	4,9	6	78	-	-	116	-	2
PLDSC212D050030SIK	-	5,0	6	78	-	-	116	-	2
PLDSC212D051030SIK	-	5,1	6	78	-	-	116	-	2
PLDSC212D052030SIK	-	5,2	6	78	-	-	116	-	2
PLDSC212D053030SIK	-	5,3	6	78	-	-	116	-	2
PLDSC212D054030SIK	-	5,4	6	78	-	-	116	-	2
PLDSC212D055030SIK	-	5,5	6	78	-	-	116	-	2
PLDSC212D056030SIK	-	5,6	6	78	-	-	116	-	2
PLDSC212D057030SIK	-	5,7	6	78	-	-	116	-	2
PLDSC212D058030SIK	-	5,8	6	78	-	-	116	-	2
PLDSC212D059030SIK	-	5,9	6	78	-	-	116	-	2
PLDSC212D060030SIK	-	6,0	6	78	-	-	116	-	2
PLDSC212D061030SIK	-	6,1	8	108	-	-	146	-	2

	P1	P2	P3	H1	H2	H3	K1	K2	M1	M2	S1	S2	N1	N2	G
Vc	160	140	110	70	50	-	220	180	-	-	-	-	-	-	-




fn	P1	P2	P3	H1	H2	H3	K1	K2	M1	M2	S1	S2	N1	N2	G
Ø0,1-2	-	-	-	-	-	-	-	-	-	-	-	-	-	-	-
Ø2,1-2,5	-	-	-	-	-	-	-	-	-	-	-	-	-	-	-
Ø2,6-3	0,125	0,100	0,080	0,050	0,040	-	0,160	0,160	-	-	-	-	-	-	-
Ø3,1-4	0,160	0,125	0,100	0,063	0,050	-	0,200	0,200	-	-	-	-	-	-	-
Ø4,1-5	0,160	0,125	0,100	0,063	0,050	-	0,250	0,200	-	-	-	-	-	-	-
Ø5,1-6	0,200	0,160	0,125	0,080	0,063	-	0,315	0,250	-	-	-	-	-	-	-
Ø6,1-8	0,250	0,200	0,160	0,100	0,080	-	0,315	0,315	-	-	-	-	-	-	-
Ø8,1-10	0,315	0,250	0,200	0,125	0,100	-	0,400	0,400	-	-	-	-	-	-	-
Ø10,1-12	0,315	0,250	0,200	0,125	0,100	-	0,500	0,400	-	-	-	-	-	-	-
Ø12,1-16	0,400	0,315	0,250	0,160	0,125	-	0,630	0,500	-	-	-	-	-	-	-
Ø16,1-20	0,500	0,400	0,315	0,200	0,160	-	0,630	0,630	-	-	-	-	-	-	-



DIN 6535 HA	DIN 6535 HE	Dc	Ds	Ls	Ln	Dn	Lt	r/c	z
PLDSC212D062030SIK	-	6,2	8	108	-	-	146	-	2
PLDSC212D063030SIK	-	6,3	8	108	-	-	146	-	2
PLDSC212D064030SIK	-	6,4	8	108	-	-	146	-	2
PLDSC212D065030SIK	-	6,5	8	108	-	-	146	-	2
PLDSC212D066030SIK	-	6,6	8	108	-	-	146	-	2
PLDSC212D067030SIK	-	6,7	8	108	-	-	146	-	2
PLDSC212D068030SIK	-	6,8	8	108	-	-	146	-	2
PLDSC212D069030SIK	-	6,9	8	108	-	-	146	-	2
PLDSC212D070030SIK	-	7,0	8	108	-	-	146	-	2
PLDSC212D071030SIK	-	7,1	8	108	-	-	146	-	2
PLDSC212D072030SIK	-	7,2	8	108	-	-	146	-	2
PLDSC212D073030SIK	-	7,3	8	108	-	-	146	-	2
PLDSC212D074030SIK	-	7,4	8	108	-	-	146	-	2
PLDSC212D075030SIK	-	7,5	8	108	-	-	146	-	2
PLDSC212D076030SIK	-	7,6	8	108	-	-	146	-	2
PLDSC212D077030SIK	-	7,7	8	108	-	-	146	-	2
PLDSC212D078030SIK	-	7,8	8	108	-	-	146	-	2
PLDSC212D079030SIK	-	7,9	8	108	-	-	146	-	2
PLDSC212D080030SIK	-	8,0	8	108	-	-	146	-	2
PLDSC212D081030SIK	-	8,1	10	120	-	-	162	-	2
PLDSC212D082030SIK	-	8,2	10	120	-	-	162	-	2
PLDSC212D083030SIK	-	8,3	10	120	-	-	162	-	2
PLDSC212D084030SIK	-	8,4	10	120	-	-	162	-	2
PLDSC212D085030SIK	-	8,5	10	120	-	-	162	-	2
PLDSC212D086030SIK	-	8,6	10	120	-	-	162	-	2
PLDSC212D087030SIK	-	8,7	10	120	-	-	162	-	2
PLDSC212D088030SIK	-	8,8	10	120	-	-	162	-	2
PLDSC212D089030SIK	-	8,9	10	120	-	-	162	-	2
PLDSC212D090030SIK	-	9,0	10	120	-	-	162	-	2
PLDSC212D091030SIK	-	9,1	10	120	-	-	162	-	2
PLDSC212D092030SIK	-	9,2	10	120	-	-	162	-	2
PLDSC212D093030SIK	-	9,3	10	120	-	-	162	-	2

	P1	P2	P3	H1	H2	H3	K1	K2	M1	M2	S1	S2	N1	N2	G
Vc	160	140	110	70	50	-	220	180	-	-	-	-	-	-	-




fn	P1	P2	P3	H1	H2	H3	K1	K2	M1	M2	S1	S2	N1	N2	G
Ø0,1-2	-	-	-	-	-	-	-	-	-	-	-	-	-	-	-
Ø2,1-2,5	-	-	-	-	-	-	-	-	-	-	-	-	-	-	-
Ø2,6-3	0,125	0,100	0,080	0,050	0,040	-	0,160	0,160	-	-	-	-	-	-	-
Ø3,1-4	0,160	0,125	0,100	0,063	0,050	-	0,200	0,200	-	-	-	-	-	-	-
Ø4,1-5	0,160	0,125	0,100	0,063	0,050	-	0,250	0,200	-	-	-	-	-	-	-
Ø5,1-6	0,200	0,160	0,125	0,080	0,063	-	0,315	0,250	-	-	-	-	-	-	-
Ø6,1-8	0,250	0,200	0,160	0,100	0,080	-	0,315	0,315	-	-	-	-	-	-	-
Ø8,1-10	0,315	0,250	0,200	0,125	0,100	-	0,400	0,400	-	-	-	-	-	-	-
Ø10,1-12	0,315	0,250	0,200	0,125	0,100	-	0,500	0,400	-	-	-	-	-	-	-
Ø12,1-16	0,400	0,315	0,250	0,160	0,125	-	0,630	0,500	-	-	-	-	-	-	-
Ø16,1-20	0,500	0,400	0,315	0,200	0,160	-	0,630	0,630	-	-	-	-	-	-	-



DIN 6535 HA	DIN 6535 HE	Dc	Ds	Ls	Ln	Dn	Lt	r/c	z
PLDSC212D094030SIK	-	9,4	10	120	-	-	162	-	2
PLDSC212D095030SIK	-	9,5	10	120	-	-	162	-	2
PLDSC212D096030SIK	-	9,6	10	120	-	-	162	-	2
PLDSC212D097030SIK	-	9,7	10	120	-	-	162	-	2
PLDSC212D098030SIK	-	9,8	10	120	-	-	162	-	2
PLDSC212D099030SIK	-	9,9	10	120	-	-	162	-	2
PLDSC212D100030SIK	-	10,0	10	120	-	-	162	-	2
PLDSC212D101030SIK	-	10,1	12	156	-	-	204	-	2
PLDSC212D102030SIK	-	10,2	12	156	-	-	204	-	2
PLDSC212D103030SIK	-	10,3	12	156	-	-	204	-	2
PLDSC212D104030SIK	-	10,4	12	156	-	-	204	-	2
PLDSC212D105030SIK	-	10,5	12	156	-	-	204	-	2
PLDSC212D106030SIK	-	10,6	12	156	-	-	204	-	2
PLDSC212D107030SIK	-	10,7	12	156	-	-	204	-	2
PLDSC212D108030SIK	-	10,8	12	156	-	-	204	-	2
PLDSC212D109030SIK	-	10,9	12	156	-	-	204	-	2
PLDSC212D110030SIK	-	11,0	12	156	-	-	204	-	2
PLDSC212D111030SIK	-	11,1	12	156	-	-	204	-	2
PLDSC212D112030SIK	-	11,2	12	156	-	-	204	-	2
PLDSC212D113030SIK	-	11,3	12	156	-	-	204	-	2
PLDSC212D114030SIK	-	11,4	12	156	-	-	204	-	2
PLDSC212D115030SIK	-	11,5	12	156	-	-	204	-	2
PLDSC212D116030SIK	-	11,6	12	156	-	-	204	-	2
PLDSC212D117030SIK	-	11,7	12	156	-	-	204	-	2
PLDSC212D118030SIK	-	11,8	12	156	-	-	204	-	2
PLDSC212D119030SIK	-	11,9	12	156	-	-	204	-	2
PLDSC212D120030SIK	-	12,0	12	156	-	-	204	-	2
PLDSC212D121030SIK	-	12,1	14	182	-	-	230	-	2
PLDSC212D122030SIK	-	12,2	14	182	-	-	230	-	2
PLDSC212D123030SIK	-	12,3	14	182	-	-	230	-	2
PLDSC212D125030SIK	-	12,5	14	182	-	-	230	-	2
PLDSC212D127030SIK	-	12,7	14	182	-	-	230	-	2

	P1	P2	P3	H1	H2	H3	K1	K2	M1	M2	S1	S2	N1	N2	G
Vc	160	140	110	70	50	-	220	180	-	-	-	-	-	-	-




fn	P1	P2	P3	H1	H2	H3	K1	K2	M1	M2	S1	S2	N1	N2	G
Ø0,1-2	-	-	-	-	-	-	-	-	-	-	-	-	-	-	-
Ø2,1-2,5	-	-	-	-	-	-	-	-	-	-	-	-	-	-	-
Ø2,6-3	0,125	0,100	0,080	0,050	0,040	-	0,160	0,160	-	-	-	-	-	-	-
Ø3,1-4	0,160	0,125	0,100	0,063	0,050	-	0,200	0,200	-	-	-	-	-	-	-
Ø4,1-5	0,160	0,125	0,100	0,063	0,050	-	0,250	0,200	-	-	-	-	-	-	-
Ø5,1-6	0,200	0,160	0,125	0,080	0,063	-	0,315	0,250	-	-	-	-	-	-	-
Ø6,1-8	0,250	0,200	0,160	0,100	0,080	-	0,315	0,315	-	-	-	-	-	-	-
Ø8,1-10	0,315	0,250	0,200	0,125	0,100	-	0,400	0,400	-	-	-	-	-	-	-
Ø10,1-12	0,315	0,250	0,200	0,125	0,100	-	0,500	0,400	-	-	-	-	-	-	-
Ø12,1-16	0,400	0,315	0,250	0,160	0,125	-	0,630	0,500	-	-	-	-	-	-	-
Ø16,1-20	0,500	0,400	0,315	0,200	0,160	-	0,630	0,630	-	-	-	-	-	-	-



DIN 6535 HA	DIN 6535 HE	Dc	Ds	Ls	Ln	Dn	Lt	r/c	z
PLDSC212D130030SIK	-	13,0	14	182	-	-	230	-	2
PLDSC212D131030SIK	-	13,1	14	182	-	-	230	-	2
PLDSC212D135030SIK	-	13,5	14	182	-	-	230	-	2
PLDSC212D140030SIK	-	14,0	14	182	-	-	230	-	2
PLDSC212D141030SIK	-	14,1	16	208	-	-	260	-	2
PLDSC212D142030SIK	-	14,2	16	208	-	-	260	-	2
PLDSC212D145030SIK	-	14,5	16	208	-	-	260	-	2
PLDSC212D150030SIK	-	15,0	16	208	-	-	260	-	2
PLDSC212D151030SIK	-	15,1	16	208	-	-	260	-	2
PLDSC212D155030SIK	-	15,5	16	208	-	-	260	-	2
PLDSC212D160030SIK	-	16,0	16	208	-	-	260	-	2
PLDSC212D165030SIK	-	16,5	18	234	-	-	285	-	2
PLDSC212D169030SIK	-	16,9	18	234	-	-	285	-	2
PLDSC212D170030SIK	-	17,0	18	234	-	-	285	-	2
PLDSC212D175030SIK	-	17,5	18	234	-	-	285	-	2
PLDSC212D180030SIK	-	18,0	18	234	-	-	285	-	2
PLDSC212D185030SIK	-	18,5	20	258	-	-	310	-	2
PLDSC212D189030SIK	-	18,9	20	258	-	-	310	-	2
PLDSC212D190030SIK	-	19,0	20	258	-	-	310	-	2
PLDSC212D195030SIK	-	19,5	20	258	-	-	310	-	2
PLDSC212D200030SIK	-	20,0	20	258	-	-	310	-	2

	P1	P2	P3	H1	H2	H3	K1	K2	M1	M2	S1	S2	N1	N2	G
Vc	160	140	110	70	50	-	220	180	-	-	-	-	-	-	-































































































































































fn	P1	P2	P3	H1	H2	H3	K1	K2	M1	M2	S1	S2	N1	N2	G
Ø0,1-2	-	-	-	-	-	-	-	-	-	-	-	-	-	-	-
Ø2,1-2,5	-	-	-	-	-	-	-	-	-	-	-	-	-	-	-
Ø2,6-3	0,125	0,100	0,080	0,050	0,040	-	0,160	0,160	-	-	-	-	-	-	-
Ø3,1-4	0,160	0,125	0,100	0,063	0,050	-	0,200	0,200	-	-	-	-	-	-	-
Ø4,1-5	0,160	0,125	0,100	0,063	0,050	-	0,250	0,200	-	-	-	-	-	-	-
Ø5,1-6	0,200	0,160	0,125	0,080	0,063	-	0,315	0,250	-	-	-	-	-	-	-
Ø6,1-8	0,250	0,200	0,160	0,100	0,080	-	0,315	0,315	-	-	-	-	-	-	-
Ø8,1-10	0,315	0,250	0,200	0,125	0,100	-	0,400	0,400	-	-	-	-	-	-	-
Ø10,1-12	0,315	0,250	0,200	0,125	0,100	-	0,500	0,400	-	-	-	-	-	-	-
Ø12,1-16	0,400	0,315	0,250	0,160	0,125	-	0,630	0,500	-	-	-	-	-	-	-
Ø16,1-20	0,500	0,400	0,315	0,200	0,160	-	0,630	0,630	-	-	-	-	-	-	-

Notes































































































































































I S O - H

z=2		z=3		z=4								z=multi
												
PLSC2Lxxx30SN	PLSC2Lxxx30SNTxx	PLSC3Lxxx38VN	PLSC3Lxxx38VN	PLSC4Lxxx45VN	PLSC4Lxxx45VNTxx	PLSC4Lxxx55SN	ULC4Lxxx10SNTxxx	ULC4Lxxx10SNTxxx	ULC4Lxxx10SNTxxx	ULC4Lxxx30SNTxx	ULC4Lxxx30SNTxx	BLC6Lxxx45SN
290-291	292-293	294-295	296-297	298-299	300-301	302-303	304-305	308-309	310-311	312-313	314-315	
$\lambda=30^\circ$	$\lambda=30^\circ$	$\lambda=37^\circ$ $\lambda=38^\circ$ $\lambda=39^\circ$	$\lambda=37^\circ$ $\lambda=38^\circ$ $\lambda=39^\circ$	$\lambda=44^\circ$ $\lambda=45^\circ$	$\lambda=44^\circ$ $\lambda=45^\circ$	$\lambda=55^\circ$	$\lambda=10^\circ$	$\lambda=10^\circ$	$\lambda=30^\circ$	$\lambda=30^\circ$	$\lambda=30^\circ$	$\lambda=45^\circ$
AlCrN	AlCrN	AlCrN	AlCrN	AlCrN	AlCrN	AlCrN	TiSiN	TiSiN	TiSiN	TiSiN	TiSiN	AlCrN
												
Dc 2-20	Dc 4-16	Dc 3-20	Dc 3-20	Dc 3-25	Dc 4-16	Dc 4-20	Dc 3-12	Dc 3-12	Dc 3-12	Dc 3-12	Dc 3-12	Dc 6-20
Lc 3-21	Lc 5-17	Lc 5-26	Lc 8-38	Lc 8-45	Lc 5-17	Lc 11-38	Lc 4-13	Lc 4-13	Lc 4-13	Lc 4-13	Lc 4-13	Lc 13-38
												
												
H1 (3*) H2 (2*) H3 (-)	H1 (3*) H2 (2*) H3 (-)	H1 (3*) H2 (2*) H3 (-)	H1 (3*) H2 (2*) H3 (-)	H1 (3*) H2 (2*) H3 (-)	H1 (3*) H2 (2*) H3 (-)	H1 (3*) H2 (2*) H3 (-)	H1 (2*) H2 (2*) H3 (3*)	H1 (2*) H2 (2*) H3 (3*)	H1 (2*) H2 (2*) H3 (3*)	H1 (2*) H2 (2*) H3 (3*)	H1 (2*) H2 (2*) H3 (3*)	H1 (3*) H2 (2*) H3 (-)
												
												
												
												
												
												
												
												

HIGHLIGHT 1 | 2  306

HIGHLIGHT 2 | 2  307

z=multi						B				Mic. z=2	
											
316-317	318-319	320-321	322-323	324-325	326-327	328-329	330-331	332-333	334-335	336-337	338-341
											
AlCrN	AlCrN	AlCrN	TiSiN	TiSiN	TiSiN	AlCrN	AlCrN	TiSiN	TiSiN	TiSiN	TiSiN
											
Dc 6-25	Dc 6-25	Dc 6-20	Dc 3-20	Dc 6-20	Dc 6-20	Dc 2-20	Dc 2-20	Dc 3-12	Dc 3-12	Dc 0,2-2,0	Dc 0,2-2,0
Lc 13-45	Lc 18-85	Lc 13-38	Lc 8-38	Lc 18-60	Lc 7-21	Lc 3-21	Lc 3-21	Lc 4-13	Lc 4-13	Lc 0,2-2,0	Lc 0,2-2,0
											
H1 (3*) H2 (2*) H3 (-)	H1 (3*) H2 (2*) H3 (-)	H1 (3*) H2 (2*) H3 (-)	H1 (2*) H2 (2*) H3 (3*)	H1 (2*) H2 (2*) H3 (3*)	H1 (2*) H2 (2*) H3 (3*)	H1 (3*) H2 (2*) H3 (-)	H1 (3*) H2 (2*) H3 (-)	H1 (2*) H2 (2*) H3 (3*)	H1 (2*) H2 (2*) H3 (3*)	H1 (3*) H2 (3*) H3 (3*)	H1 (3*) H2 (3*) H3 (3*)
											
											
											
											
											
											
											

Mic. B	
 ULC2Sxxx30B	 ULC2Xxxx30NxxxB
342-343	344-345
	
TiSiN	TiSiN
	
Dc 0,2-2,0	Dc 0,2-2,0
Lc 0,2-2,0	Lc 0,2-2,0
	
	
H1 (3*) H2 (3*) H3 (3*)	H1 (3*) H2 (3*) H3 (3*)
	
	
	
	
	
	
	




*‘Have you visited
our website yet?’*












DIN 6535 HA	DIN 6535 HB	Dc	Ds	Lc	Ln	Dn	Lt	r/c	z
PLSC2X02030SN	PLSW2X02030SN	2,0	6	3	9	1,8	54	-	2
PLSC2X02530SN	PLSW2X02530SN	2,5	6	4	9	2,2	54	-	2
PLSC2X03030SN	PLSW2X03030SN	3,0	6	4	11	2,7	54	-	2
PLSC2X03530SN	PLSW2X03530SN	3,5	6	5	11	3,1	57	-	2
PLSC2X04030SN	PLSW2X04030SN	4,0	6	5	15	3,6	57	-	2
PLSC2X04530SN	PLSW2X04530SN	4,5	6	6	15	4,1	57	-	2
PLSC2X05030SN	PLSW2X05030SN	5,0	6	6	23	4,5	62	-	2
PLSC2X05530SN	PLSW2X05530SN	5,5	6	7	23	5,0	62	-	2
PLSC2X06030SN	PLSW2X06030SN	6,0	6	7	24	5,4	62	-	2
PLSC2X07030SN	PLSW2X07030SN	7,0	8	8	28	6,3	68	-	2
PLSC2X08030SN	PLSW2X08030SN	8,0	8	9	30	7,2	68	-	2
PLSC2X09030SN	PLSW2X09030SN	9,0	10	10	36	8,2	80	-	2
PLSC2X10030SN	PLSW2X10030SN	10,0	10	11	38	9,0	80	-	2
PLSC2X11030SN	PLSW2X11030SN	11,0	12	12	44	10,0	93	-	2
PLSC2X12030SN	PLSW2X12030SN	12,0	12	13	46	11,0	93	-	2
PLSC2X13030SN	PLSW2X13030SN	13,0	14	14	44	12,0	93	-	2
PLSC2X14030SN	PLSW2X14030SN	14,0	14	15	46	13,0	93	-	2
PLSC2X15030SN	PLSW2X15030SN	15,0	16	16	56	14,0	108	-	2
PLSC2X16030SN	PLSW2X16030SN	16,0	16	17	58	15,0	108	-	2
PLSC2X18030SN	PLSW2X18030SN	18,0	18	19	58	17,0	108	-	2
PLSC2X20030SN	PLSW2X20030SN	20,0	20	21	74	19,0	126	-	2

Vc	P1	P2	P3	H1	H2	H3	K1	K2	M1	M2	S1	S2	N1	N2	G
	210	175	120	120	100	-	150	110	-	-	-	-	-	-	-











	Ap [min]	Ap [max]	Ae [max]	fz
	0,3*Dc	Lc	0,5*Dc	0,0070*Dc
	0,3*Dc	Lc	1*Dc	0,0050*Dc
	-	-	-	-
	-	-	-	-
	-	-	-	-
	-	-	-	-
	-	-	-	-



DIN 6535 HA	DIN 6535 HB	Dc	Ds	Lc	Ln	Dn	Lt	r	z
PLSC2X04030SNT03	PLSW2X04030SNT03	4,0	6	5	16	3,6	57	0,3	2
PLSC2X04030SNT05	PLSW2X04030SNT05	4,0	6	5	16	3,6	57	0,5	2
PLSC2X06030SNT03	PLSW2X06030SNT03	6,0	6	7	24	5,4	62	0,3	2
PLSC2X06030SNT05	PLSW2X06030SNT05	6,0	6	7	24	5,4	62	0,5	2
PLSC2X06030SNT10	PLSW2X06030SNT10	6,0	6	7	24	5,4	62	1,0	2
PLSC2X06030SNT15	PLSW2X06030SNT15	6,0	6	7	24	5,4	62	1,5	2
PLSC2X08030SNT03	PLSW2X08030SNT03	8,0	8	9	30	7,2	68	0,3	2
PLSC2X08030SNT05	PLSW2X08030SNT05	8,0	8	9	30	7,2	68	0,5	2
PLSC2X08030SNT10	PLSW2X08030SNT10	8,0	8	9	30	7,2	68	1,0	2
PLSC2X08030SNT15	PLSW2X08030SNT15	8,0	8	9	30	7,2	68	1,5	2
PLSC2X10030SNT05	PLSW2X10030SNT05	10,0	10	11	38	9,0	80	0,5	2
PLSC2X10030SNT10	PLSW2X10030SNT10	10,0	10	11	38	9,0	80	1,0	2
PLSC2X10030SNT15	PLSW2X10030SNT15	10,0	10	11	38	9,0	80	1,5	2
PLSC2X10030SNT20	PLSW2X10030SNT20	10,0	10	11	38	9,0	80	2,0	2
PLSC2X12030SNT05	PLSW2X12030SNT05	12,0	12	13	46	11,0	93	0,5	2
PLSC2X12030SNT10	PLSW2X12030SNT10	12,0	12	13	46	11,0	93	1,0	2
PLSC2X12030SNT15	PLSW2X12030SNT15	12,0	12	13	46	11,0	93	1,5	2
PLSC2X12030SNT20	PLSW2X12030SNT20	12,0	12	13	46	11,0	93	2,0	2
PLSC2X16030SNT10	PLSW2X16030SNT10	16,0	16	17	58	15,0	108	1,0	2
PLSC2X16030SNT20	PLSW2X16030SNT20	16,0	16	17	58	15,0	108	2,0	2
PLSC2X16030SNT30	PLSW2X16030SNT30	16,0	16	17	58	15,0	108	3,0	2
PLSC2X16030SNT40	PLSW2X16030SNT40	16,0	16	17	58	15,0	108	4,0	2

	P1	P2	P3	H1	H2	H3	K1	K2	M1	M2	S1	S2	N1	N2	G
Vc	210	175	120	120	100	-	150	110	-	-	-	-	-	-	-




	Ap [min]	Ap [max]	Ae [max]	fz
	0,3*Dc	Lc	0,5*Dc	0,0070*Dc
	0,3*Dc	Lc	1*Dc	0,0050*Dc
	-	-	-	-
	-	-	-	-
	-	-	-	-
	-	-	-	-
	-	-	-	-



DIN 6535 HA	DIN 6535 HB	Dc	Ds	Lc	Ln	Dn	Lt	r/c	z
PLSC3S03038VN	PLSW3S03038VN	3,0	6	5	9	2,8	50	-	3
PLSC3S03538VN	PLSW3S03538VN	3,5	6	6	10	3,3	50	-	3
PLSC3S04038VN	PLSW3S04038VN	4,0	6	8	13	3,8	54	-	3
PLSC3S04538VN	PLSW3S04538VN	4,5	6	8	13	4,3	54	-	3
PLSC3S05038VN	PLSW3S05038VN	5,0	6	9	15	4,8	54	-	3
PLSC3S05538VN	PLSW3S05538VN	5,5	6	9	15	5,3	54	-	3
PLSC3S06038VN	PLSW3S06038VN	6,0	6	10	16	5,7	54	-	3
PLSC3S08038VN	PLSW3S08038VN	8,0	8	12	20	7,6	58	-	3
PLSC3S10038VN	PLSW3S10038VN	10,0	10	14	24	9,5	66	-	3
PLSC3S12038VN	PLSW3S12038VN	12,0	12	16	26	11,5	73	-	3
PLSC3S14038VN	PLSW3S14038VN	14,0	14	16	26	13,5	73	-	3
PLSC3S16038VN	PLSW3S16038VN	16,0	16	22	32	15,5	82	-	3
PLSC3S18038VN	PLSW3S18038VN	18,0	18	22	32	17,5	82	-	3
PLSC3S20038VN	PLSW3S20038VN	20,0	20	26	40	19,5	92	-	3

Vc	P1	P2	P3	H1	H2	H3	K1	K2	M1	M2	S1	S2	N1	N2	G
	210	175	120	120	100	-	150	110	-	-	-	-	-	-	-



	Ap [min]	Ap [max]	Ae [max]	fz
	$0,3 * D_c$	Lc	$0,5 * D_c$	$0,0070 * D_c$
	$0,3 * D_c$	Lc	$1 * D_c$	$0,0050 * D_c$
	-	-	-	-
	-	-	-	-
	-	$1 * L_c$	$1 * D_c$	$0,0025 * D_c$
	-	-	-	-
	-	-	-	-



DIN 6535 HA	DIN 6535 HB	Dc	Ds	Lc	Ln	Dn	Lt	r/c	z
PLSC3L03038VN	PLSW3L03038VN	3,0	6	8	14	2,8	57	-	3
PLSC3L03538VN	PLSW3L03538VN	3,5	6	8	14	3,3	57	-	3
PLSC3L04038VN	PLSW3L04038VN	4,0	6	11	16	3,8	57	-	3
PLSC3L04538VN	PLSW3L04538VN	4,5	6	11	16	4,3	57	-	3
PLSC3L05038VN	PLSW3L05038VN	5,0	6	13	18	4,8	57	-	3
PLSC3L05538VN	PLSW3L05538VN	5,5	6	13	18	5,3	57	-	3
PLSC3L06038VN	PLSW3L06038VN	6,0	6	13	19	5,7	57	-	3
PLSC3L08038VN	PLSW3L08038VN	8,0	8	19	25	7,6	63	-	3
PLSC3L10038VN	PLSW3L10038VN	10,0	10	22	30	9,5	72	-	3
PLSC3L12038VN	PLSW3L12038VN	12,0	12	26	36	11,5	83	-	3
PLSC3L14038VN	PLSW3L14038VN	14,0	14	26	36	13,5	83	-	3
PLSC3L16038VN	PLSW3L16038VN	16,0	16	32	42	15,5	92	-	3
PLSC3L18038VN	PLSW3L18038VN	18,0	18	32	42	17,5	92	-	3
PLSC3L20038VN	PLSW3L20038VN	20,0	20	38	52	19,5	104	-	3

Vc	P1	P2	P3	H1	H2	H3	K1	K2	M1	M2	S1	S2	N1	N2	G
	210	175	120	120	100	-	150	110	-	-	-	-	-	-	-











	Ap [min]	Ap [max]	Ae [max]	fz
	$0,3 * D_c$	Lc	$0,5 * D_c$	$0,0070 * D_c$
	$0,3 * D_c$	Lc	$1 * D_c$	$0,0050 * D_c$
	-	-	-	-
	-	-	-	-
	-	$1 * L_c$	$1 * D_c$	$0,0025 * D_c$
	-	-	-	-
	-	-	-	-



DIN 6535 HA	DIN 6535 HB	Dc	Ds	Lc	Ln	Dn	Lt	r/c	z
PLSC4L03045VN	PLSW4L03045VN	3,0	6	8	14	2,8	57	-	4
PLSC4L03545VN	PLSW4L03545VN	3,5	6	11	16	3,3	57	-	4
PLSC4L04045VN	PLSW4L04045VN	4,0	6	11	16	3,8	57	-	4
PLSC4L04545VN	PLSW4L04545VN	4,5	6	13	18	4,3	57	-	4
PLSC4L05045VN	PLSW4L05045VN	5,0	6	13	18	4,8	57	-	4
PLSC4L05545VN	PLSW4L05545VN	5,5	6	13	18	5,3	57	-	4
PLSC4L06045VN	PLSW4L06045VN	6,0	6	13	19	5,7	57	-	4
PLSC4L08045VN	PLSW4L08045VN	8,0	8	19	25	7,6	63	-	4
PLSC4L10045VN	PLSW4L10045VN	10,0	10	22	30	9,5	72	-	4
PLSC4L12045VN	PLSW4L12045VN	12,0	12	26	36	11,5	83	-	4
PLSC4L14045VN	PLSW4L14045VN	14,0	14	26	36	13,5	83	-	4
PLSC4L16045VN	PLSW4L16045VN	16,0	16	32	42	15,5	92	-	4
PLSC4L18045VN	PLSW4L18045VN	18,0	18	32	42	17,5	92	-	4
PLSC4L20045VN	PLSW4L20045VN	20,0	20	38	52	19,5	104	-	4
PLSC4L25045VN	PLSW4L25045VN	25,0	25	45	62	24,0	120	-	4

Vc	P1	P2	P3	H1	H2	H3	K1	K2	M1	M2	S1	S2	N1	N2	G
	210	175	120	120	100	-	150	110	-	-	-	-	-	-	-




	Ap [min]	Ap [max]	Ae [max]	fz
	$0,3 * D_c$	Lc	$0,5 * D_c$	$0,0070 * D_c$
	$0,3 * D_c$	Lc	$1 * D_c$	$0,0050 * D_c$
	1°	5°	$0,5 * D_c$	$0,0040 * D_c$
	-	-	-	-
	-	-	-	-
	-	-	-	-
	-	-	-	-



DIN 6535 HA	DIN 6535 HB	Dc	Ds	Lc	Ln	Dn	Lt	r	z
PLSC4X04045VNT03	PLSW4X04045VNT03	4,0	6	5	16	3,6	57	0,3	4
PLSC4X04045VNT05	PLSW4X04045VNT05	4,0	6	5	16	3,6	57	0,5	4
PLSC4X06045VNT03	PLSW4X06045VNT03	6,0	6	7	24	5,4	62	0,3	4
PLSC4X06045VNT05	PLSW4X06045VNT05	6,0	6	7	24	5,4	62	0,5	4
PLSC4X06045VNT10	PLSW4X06045VNT10	6,0	6	7	24	5,4	62	1,0	4
PLSC4X06045VNT15	PLSW4X06045VNT15	6,0	6	7	24	5,4	62	1,5	4
PLSC4X08045VNT03	PLSW4X08045VNT03	8,0	8	9	30	7,2	68	0,3	4
PLSC4X08045VNT05	PLSW4X08045VNT05	8,0	8	9	30	7,2	68	0,5	4
PLSC4X08045VNT10	PLSW4X08045VNT10	8,0	8	9	30	7,2	68	1,0	4
PLSC4X08045VNT15	PLSW4X08045VNT15	8,0	8	9	30	7,2	68	1,5	4
PLSC4X10045VNT05	PLSW4X10045VNT05	10,0	10	11	38	9,0	80	0,5	4
PLSC4X10045VNT10	PLSW4X10045VNT10	10,0	10	11	38	9,0	80	1,0	4
PLSC4X10045VNT15	PLSW4X10045VNT15	10,0	10	11	38	9,0	80	1,5	4
PLSC4X10045VNT20	PLSW4X10045VNT20	10,0	10	11	38	9,0	80	2,0	4
PLSC4X12045VNT05	PLSW4X12045VNT05	12,0	12	13	46	11,0	93	0,5	4
PLSC4X12045VNT10	PLSW4X12045VNT10	12,0	12	13	46	11,0	93	1,0	4
PLSC4X12045VNT15	PLSW4X12045VNT15	12,0	12	13	46	11,0	93	1,5	4
PLSC4X12045VNT20	PLSW4X12045VNT20	12,0	12	13	46	11,0	93	2,0	4
PLSC4X16045VNT10	PLSW4X16045VNT10	16,0	16	17	58	15,0	108	1,0	4
PLSC4X16045VNT20	PLSW4X16045VNT20	16,0	16	17	58	15,0	108	2,0	4
PLSC4X16045VNT30	PLSW4X16045VNT30	16,0	16	17	58	15,0	108	3,0	4
PLSC4X16045VNT40	PLSW4X16045VNT40	16,0	16	17	58	15,0	108	4,0	4

	P1	P2	P3	H1	H2	H3	K1	K2	M1	M2	S1	S2	N1	N2	G
Vc	210	175	120	120	100	-	150	110	-	-	-	-	-	-	-











	Ap [min]	Ap [max]	Ae [max]	fz
	$0,3 * D_c$	Lc	$0,5 * D_c$	$0,0070 * D_c$
	$0,3 * D_c$	Lc	$1 * D_c$	$0,0050 * D_c$
	1°	5°	$0,5 * D_c$	$0,0040 * D_c$
	-	-	-	-
	-	-	-	-
	$0,01 * D_c$	$0,06 * D_c$	$D_c - (2 * r)$	$0,0300 * D_c$
	-	-	-	-



DIN 6535 HA	DIN 6535 HB	Dc	Ds	Lc	Ln	Dn	Lt	c	z
PLSC4L04055SN	PLSW4L04055SN	4,0	6	11	16	3,7	57	0,06	4
PLSC4L05055SN	PLSW4L05055SN	5,0	6	13	18	4,7	57	0,08	4
PLSC4L06055SN	PLSW4L06055SN	6,0	6	13	19	5,7	57	0,10	4
PLSC4L08055SN	PLSW4L08055SN	8,0	8	19	25	7,6	63	0,13	4
PLSC4L10055SN	PLSW4L10055SN	10,0	10	22	30	9,5	72	0,16	4
PLSC4L12055SN	PLSW4L12055SN	12,0	12	26	36	11,5	83	0,20	4
PLSC4L14055SN	PLSW4L14055SN	14,0	14	26	36	13,5	83	0,25	4
PLSC4L16055SN	PLSW4L16055SN	16,0	16	32	42	15,5	92	0,30	4
PLSC4L18055SN	PLSW4L18055SN	18,0	18	32	42	17,5	92	0,35	4
PLSC4L20055SN	PLSW4L20055SN	20,0	20	38	52	19,5	104	0,40	4

	P1	P2	P3	H1	H2	H3	K1	K2	M1	M2	S1	S2	N1	N2	G
Vc	210	175	120	120	100	-	150	110	-	-	-	-	-	-	-




	Ap [min]	Ap [max]	Ae [max]	fz
	$0,3 * D_c$	Lc	$0,5 * D_c$	$0,0070 * D_c$
	$0,3 * D_c$	Lc	$1 * D_c$	$0,0050 * D_c$
	-	-	-	-
	-	-	-	-
	-	-	-	-
	-	-	-	-
	-	-	-	-



DIN 6535 HA	DIN 6535 HB	Dc	Ds	Lc	Ln	Dn	Lt	r	z
ULC4S03010SNT075	-	3,0	6	4	9	2,7	50	0,75	4
ULC4S04010SNT100	-	4,0	6	5	13	3,6	54	1,00	4
ULC4S06010SNT150	-	6,0	6	7	17	5,4	54	1,50	4
ULC4S08010SNT200	-	8,0	8	9	22	7,2	58	2,00	4
ULC4S10010SNT200	-	10,0	10	11	26	9,0	66	2,00	4
ULC4S12010SNT300	-	12,0	12	13	28	11,0	73	3,00	4

Vc	P1	P2	P3	H1	H2	H3	K1	K2	M1	M2	S1	S2	N1	N2	G
	-	-	-	170	150	100	-	-	-	-	-	-	-	-	-



	Ap [min]	Ap [max]	Ae [max]	fz
	-	-	-	-
	-	-	-	-
	-	-	-	-
	-	-	-	-
	-	-	-	-
	0,01*Dc	0,06*Dc	Dc - (2*r)	0,0300*Dc
	-	-	-	-

HARD MACHINING 1-2

^{NL} Hardbepwing 1-2 | ^{DE} Hartbearbeitung 1-2 | ^{FR} Usinage dur 1-2



Click/Scan
& watch

1	ULC4X12030SNT10	316-317	
2	ULC6X12050S	328-329	
3	ULC2X12015BN	334-335	
4	ULC4X12010SNT300	312-313	

HARD MACHINING 2|2

^{NL} Hardbewing 2-2 | ^{DE} Hartbearbeitung 2-2 | ^{FR} Usinage dur 2-2



- | | | |
|---|------------------|---------|
| 1 | ULC4X12030SNT10 | 316-317 |
| 2 | ULC6X12050S | 328-329 |
| 3 | ULC2X12015BN | 334-335 |
| 4 | ULC4X12010SNT300 | 312-313 |





DIN 6535 HA	DIN 6535 HB	Dc	Ds	Lc	Ln	Dn	Lt	r	z
ULC4X03010SNT075	-	3,0	6	4	11	2,7	57	0,75	4
ULC4X04010SNT100	-	4,0	6	5	16	3,6	57	1,00	4
ULC4X06010SNT150	-	6,0	6	7	24	5,4	62	1,50	4
ULC4X08010SNT200	-	8,0	8	9	30	7,2	68	2,00	4
ULC4X10010SNT200	-	10,0	10	11	38	9,0	80	2,00	4
ULC4X12010SNT300	-	12,0	12	13	46	11,0	93	3,00	4

Vc	P1	P2	P3	H1	H2	H3	K1	K2	M1	M2	S1	S2	N1	N2	G
	-	-	-	170	150	100	-	-	-	-	-	-	-	-	-



	Ap [min]	Ap [max]	Ae [max]	fz
	-	-	-	-
	-	-	-	-
	-	-	-	-
	-	-	-	-
	-	-	-	-
	0,01*Dc	0,06*Dc	Dc - (2*r)	0,0300*Dc
	-	-	-	-



DIN 6535 HA	DIN 6535 HB	Dc	Ds	Lc	Ln	Dn	Lt	r	z
ULC4S03030SNT03	-	3,0	6	4	9	2,8	50	0,3	4
ULC4S04030SNT05	-	4,0	6	5	13	3,8	54	0,5	4
ULC4S05030SNT05	-	5,0	6	6	16	4,8	54	0,5	4
ULC4S06030SNT05	-	6,0	6	7	17	5,7	54	0,5	4
ULC4S06030SNT10	-	6,0	6	7	17	5,7	54	1,0	4
ULC4S08030SNT05	-	8,0	8	9	21	7,6	58	0,5	4
ULC4S08030SNT10	-	8,0	8	9	21	7,6	58	1,0	4
ULC4S10030SNT05	-	10,0	10	11	25	9,5	66	0,5	4
ULC4S10030SNT10	-	10,0	10	11	25	9,5	66	1,0	4
ULC4S12030SNT05	-	12,0	12	13	27	11,5	73	0,5	4
ULC4S12030SNT10	-	12,0	12	13	27	11,5	73	1,0	4

Vc	P1	P2	P3	H1	H2	H3	K1	K2	M1	M2	S1	S2	N1	N2	G
	-	-	-	170	150	100	-	-	-	-	-	-	-	-	-



	Ap [min]	Ap [max]	Ae [max]	fz
	$0,3 * D_c$	Lc	$0,5 * D_c$	$0,0140 * D_c$
	$0,3 * D_c$	Lc	$1 * D_c$	$0,0120 * D_c$
	1°	5°	$0,5 * D_c$	$0,0100 * D_c$
	-	-	-	-
	-	-	-	-
	$0,01 * D_c$	$0,06 * D_c$	$D_c - (2 * r)$	$0,0300 * D_c$
	-	-	-	-



DIN 6535 HA	DIN 6535 HB	Dc	Ds	Lc	Ln	Dn	Lt	r	z
ULC4X03030SNT03	-	3,0	6	4	15	2,8	57	0,3	4
ULC4X04030SNT05	-	4,0	6	5	16	3,8	57	0,5	4
ULC4X05030SNT05	-	5,0	6	6	20	4,8	57	0,5	4
ULC4X06030SNT05	-	6,0	6	7	24	5,7	62	0,5	4
ULC4X06030SNT10	-	6,0	6	7	24	5,7	62	1,0	4
ULC4X08030SNT05	-	8,0	8	9	30	7,6	68	0,5	4
ULC4X08030SNT10	-	8,0	8	9	30	7,6	68	1,0	4
ULC4X10030SNT05	-	10,0	10	11	38	9,5	80	0,5	4
ULC4X10030SNT10	-	10,0	10	11	38	9,5	80	1,0	4
ULC4X12030SNT05	-	12,0	12	13	46	11,5	93	0,5	4
ULC4X12030SNT10	-	12,0	12	13	46	11,5	93	1,0	4

Vc	P1	P2	P3	H1	H2	H3	K1	K2	M1	M2	S1	S2	N1	N2	G
	-	-	-	170	150	100	-	-	-	-	-	-	-	-	-




	Ap [min]	Ap [max]	Ae [max]	fz
	$0,3 * D_c$	Lc	$0,5 * D_c$	$0,0140 * D_c$
	$0,3 * D_c$	Lc	$1 * D_c$	$0,0120 * D_c$
	1°	5°	$0,5 * D_c$	$0,0100 * D_c$
	-	-	-	-
	-	-	-	-
	$0,01 * D_c$	$0,06 * D_c$	$D_c - (2 * r)$	$0,0300 * D_c$
	-	-	-	-



DIN 6535 HA	DIN 6535 HB	Dc	Ds	Lc	Ln	Dn	Lt	r/c	z
BLC6L06045SN	BLW6L06045SN	6,0	6	13	19	5,7	57	-	6
BLC6L08045SN	BLW6L08045SN	8,0	8	19	25	7,6	63	-	6
BLC6L10045SN	BLW6L10045SN	10,0	10	22	30	9,5	72	-	6
BLC6L12045SN	BLW6L12045SN	12,0	12	26	36	11,5	83	-	6
BLC6L16045SN	BLW6L16045SN	16,0	16	32	42	15,5	92	-	6
BLC8L20045SN	BLW8L20045SN	20,0	20	38	52	19,5	104	-	8

	P1	P2	P3	H1	H2	H3	K1	K2	M1	M2	S1	S2	N1	N2	G
Vc	-	175	120	180	150	-	150	110	-	-	-	-	-	-	-




	Ap [min]	Ap [max]	Ae [max]	fz
	$0,3 * D_c$	Lc	$0,2 * D_c$	$0,0060 * D_c$
	-	-	-	-
	-	-	-	-
	-	-	-	-
	-	-	-	-
	-	-	-	-



DIN 6535 HA	DIN 6535 HB	Dc	Ds	Lc	Ln	Dn	Lt	r/c	z
PLSC6L06050S	PLSW6L06050S	6,0	6	13	-	-	57	-	6
PLSC6L08050S	PLSW6L08050S	8,0	8	19	-	-	63	-	6
PLSC6L10050S	PLSW6L10050S	10,0	10	22	-	-	72	-	6
PLSC6L12050S	PLSW6L12050S	12,0	12	26	-	-	83	-	6
PLSC6L14050S	PLSW6L14050S	14,0	14	26	-	-	83	-	6
PLSC6L16050S	PLSW6L16050S	16,0	16	32	-	-	92	-	6
PLSC8L18050S	PLSW8L18050S	18,0	18	32	-	-	92	-	8
PLSC8L20050S	PLSW8L20050S	20,0	20	38	-	-	104	-	8
PLSC8L25050S	PLSW8L25050S	25,0	25	45	-	-	120	-	8

Vc	P1	P2	P3	H1	H2	H3	K1	K2	M1	M2	S1	S2	N1	N2	G
	210	175	120	120	100	-	150	110	-	-	-	-	-	-	-




	Ap [min]	Ap [max]	Ae [max]	fz
	$0,3 * D_c$	Lc	$0,2 * D_c$	$0,0070 * D_c$
	-	-	-	-
	-	-	-	-
	-	-	-	-
	-	-	-	-
	-	-	-	-



DIN 6535 HA	DIN 6535 HB	Dc	Ds	Lc	Ln	Dn	Lt	r/c	z
PLSC6X06050S	PLSW6X06050S	6,0	6	18	-	-	62	-	6
PLSC6X08050S	PLSW6X08050S	8,0	8	24	-	-	68	-	6
PLSC6X10050S	PLSW6X10050S	10,0	10	30	-	-	80	-	6
PLSC6X12050S	PLSW6X12050S	12,0	12	36	-	-	93	-	6
PLSC6X16050S	PLSW6X16050S	16,0	16	48	-	-	108	-	6
PLSC8X20050S	PLSW8X20050S	20,0	20	60	-	-	126	-	8
PLSC8X25050S	PLSW8X25050S	25,0	25	85	-	-	150	-	8

	P1	P2	P3	H1	H2	H3	K1	K2	M1	M2	S1	S2	N1	N2	G
Vc	210	175	120	120	100	-	150	110	-	-	-	-	-	-	-




	Ap [min]	Ap [max]	Ae [max]	fz
	$0,3 * D_c$	Lc	$0,2 * D_c$	$0,0070 * D_c$
	-	-	-	-
	-	-	-	-
	-	-	-	-
	-	-	-	-
	-	-	-	-



DIN 6535 HA	DIN 6535 HB	Dc	Ds	Lc	Ln	Dn	Lt	r	z
PLSC6X06050ST05	PLSW6X06050ST05	6,0	6	13	-	-	62	0,5	6
PLSC6X06050ST10	PLSW6X06050ST10	6,0	6	13	-	-	62	1,0	6
PLSC6X08050ST05	PLSW6X08050ST05	8,0	8	19	-	-	68	0,5	6
PLSC6X08050ST10	PLSW6X08050ST10	8,0	8	19	-	-	68	1,0	6
PLSC6X10050ST05	PLSW6X10050ST05	10,0	10	22	-	-	80	0,5	6
PLSC6X10050ST10	PLSW6X10050ST10	10,0	10	22	-	-	80	1,0	6
PLSC6X10050ST15	PLSW6X10050ST15	10,0	10	22	-	-	80	1,5	6
PLSC6X10050ST20	PLSW6X10050ST20	10,0	10	22	-	-	80	2,0	6
PLSC6X12050ST05	PLSW6X12050ST05	12,0	12	26	-	-	93	0,5	6
PLSC6X12050ST10	PLSW6X12050ST10	12,0	12	26	-	-	93	1,0	6
PLSC6X12050ST15	PLSW6X12050ST15	12,0	12	26	-	-	93	1,5	6
PLSC6X12050ST20	PLSW6X12050ST20	12,0	12	26	-	-	93	2,0	6
PLSC6X16050ST05	PLSW6X16050ST05	16,0	16	32	-	-	108	0,5	6
PLSC6X16050ST10	PLSW6X16050ST10	16,0	16	32	-	-	108	1,0	6
PLSC6X16050ST15	PLSW6X16050ST15	16,0	16	32	-	-	108	1,5	6
PLSC6X16050ST20	PLSW6X16050ST20	16,0	16	32	-	-	108	2,0	6
PLSC8X20050ST05	PLSW8X20050ST05	20,0	20	38	-	-	126	0,5	8
PLSC8X20050ST10	PLSW8X20050ST10	20,0	20	38	-	-	126	1,0	8
PLSC8X20050ST15	PLSW8X20050ST15	20,0	20	38	-	-	126	1,5	8
PLSC8X20050ST20	PLSW8X20050ST20	20,0	20	38	-	-	126	2,0	8

	P1	P2	P3	H1	H2	H3	K1	K2	M1	M2	S1	S2	N1	N2	G
Vc	210	175	120	120	100	-	150	110	-	-	-	-	-	-	-




	Ap [min]	Ap [max]	Ae [max]	fz
	$0,3 * D_c$	Lc	$0,2 * D_c$	$0,0070 * D_c$
	-	-	-	-
	-	-	-	-
	-	-	-	-
	-	-	-	-
	-	-	-	-



DIN 6535 HA	DIN 6535 HB	Dc	Ds	Lc	Ln	Dn	Lt	r	z
ULC6L03050SNT03	-	3,0	6	8	14	2,8	57	0,3	6
ULC6L04050SNT03	-	4,0	6	11	16	3,8	57	0,3	6
ULC6L05050SNT03	-	5,0	6	13	18	4,8	57	0,3	6
ULC6L06050SNT05	-	6,0	6	13	19	5,7	57	0,5	6
ULC6L08050SNT05	-	8,0	8	19	25	7,6	63	0,5	6
ULC6L10050SNT10	-	10,0	10	22	30	9,5	72	1,0	6
ULC6L12050SNT10	-	12,0	12	26	36	11,5	83	1,0	6
ULC8L16050SNT10	-	16,0	16	32	42	15,5	92	1,0	8
ULC10L20050SNT20	-	20,0	20	38	52	19,5	104	2,0	10

	P1	P2	P3	H1	H2	H3	K1	K2	M1	M2	S1	S2	N1	N2	G
Vc	-	-	-	220	190	160	-	-	-	-	-	-	-	-	-



	Ap [min]	Ap [max]	Ae [max]	fz
	$0,3 * D_c$	Lc	$0,2 * D_c$	$0,0100 * D_c$
	-	-	-	-
	-	-	-	-
	-	-	-	-
	-	-	-	-
	-	-	-	-



DIN 6535 HA	DIN 6535 HB	Dc	Ds	Lc	Ln	Dn	Lt	c	z
ULC6X06050S	-	6,0	6	18	-	-	62	0,10	6
ULC6X08050S	-	8,0	8	24	-	-	68	0,10	6
ULC6X10050S	-	10,0	10	30	-	-	80	0,10	6
ULC6X12050S	-	12,0	12	36	-	-	93	0,15	6
ULC8X16050S	-	16,0	16	48	-	-	108	0,15	8
ULC10X20050S	-	20,0	20	60	-	-	126	0,15	10

Vc	P1	P2	P3	H1	H2	H3	K1	K2	M1	M2	S1	S2	N1	N2	G
-	-	-	-	220	190	160	-	-	-	-	-	-	-	-	-



	Ap [min]	Ap [max]	Ae [max]	fz
	$0,3 * D_c$	Lc	$0,2 * D_c$	$0,0100 * D_c$
	-	-	-	-
	-	-	-	-
	-	-	-	-
	-	-	-	-
	-	-	-	-



DIN 6535 HA	DIN 6535 HB	Dc	Ds	Lc	Ln	Dn	Lt	r	z
ULC6X06050SNT03	-	6,0	6	7	24	5,4	62	0,3	6
ULC6X06050SNT05	-	6,0	6	7	24	5,4	62	0,5	6
ULC6X06050SNT10	-	6,0	6	7	24	5,4	62	1,0	6
ULC6X08050SNT03	-	8,0	8	9	30	7,2	68	0,3	6
ULC6X08050SNT05	-	8,0	8	9	30	7,2	68	0,5	6
ULC6X08050SNT10	-	8,0	8	9	30	7,2	68	1,0	6
ULC6X10050SNT03	-	10,0	10	11	38	9,0	80	0,3	6
ULC6X10050SNT05	-	10,0	10	11	38	9,0	80	0,5	6
ULC6X10050SNT10	-	10,0	10	11	38	9,0	80	1,0	6
ULC6X10050SNT20	-	10,0	10	11	38	9,0	80	2,0	6
ULC6X12050SNT03	-	12,0	12	13	46	11,0	93	0,3	6
ULC6X12050SNT05	-	12,0	12	13	46	11,0	93	0,5	6
ULC6X12050SNT10	-	12,0	12	13	46	11,0	93	1,0	6
ULC6X12050SNT20	-	12,0	12	13	46	11,0	93	2,0	6
ULC8X16050SNT10	-	16,0	16	17	58	15,0	108	1,0	8
ULC8X16050SNT20	-	16,0	16	17	58	15,0	108	2,0	8
ULC10X20050SNT10	-	20,0	20	21	70	19,0	126	1,0	10
ULC10X20050SNT20	-	20,0	20	21	70	19,0	126	2,0	10

Vc	P1	P2	P3	H1	H2	H3	K1	K2	M1	M2	S1	S2	N1	N2	G
	-	-	-	220	190	160	-	-	-	-	-	-	-	-	-





	Ap [min]	Ap [max]	Ae [max]	fz
	$0,3 * D_c$	Lc	$0,2 * D_c$	$0,0100 * D_c$
	-	-	-	-
	-	-	-	-
	-	-	-	-
	-	-	-	-
	-	-	-	-



DIN 6535 HA	DIN 6535 HB	Dc	Ds	Lc	Ln	Dn	Lt	r	z
PLSC2X02030BN	PLSW2X02030BN	2,0	6	3	7	1,9	62	1,0	2
PLSC2X03030BN	PLSW2X03030BN	3,0	6	4	9	2,8	62	1,5	2
PLSC2X04030BN	PLSW2X04030BN	4,0	6	5	12	4,8	62	2,0	2
PLSC2X05030BN	PLSW2X05030BN	5,0	6	6	14	4,8	80	2,5	2
PLSC2X06030BN	PLSW2X06030BN	6,0	6	7	17	5,7	80	3,0	2
PLSC2X08030BN	PLSW2X08030BN	8,0	8	9	22	7,6	90	4,0	2
PLSC2X10030BN	PLSW2X10030BN	10,0	10	11	27	9,5	100	5,0	2
PLSC2X12030BN	PLSW2X12030BN	12,0	12	13	32	11,5	120	6,0	2
PLSC2X14030BN	PLSW2X14030BN	14,0	14	15	37	13,5	120	7,0	2
PLSC2X16030BN	PLSW2X16030BN	16,0	16	17	42	15,5	140	8,0	2
PLSC2X18030BN	PLSW2X18030BN	18,0	18	19	47	17,5	140	9,0	2
PLSC2X20030BN	PLSW2X20030BN	20,0	20	21	52	19,5	160	10,0	2

	P1	P2	P3	H1	H2	H3	K1	K2	M1	M2	S1	S2	N1	N2	G
Vc	210	175	120	120	100	-	150	110	-	-	-	-	-	-	-




	Ap [min]	Ap [max]	Ae [max]	fz
	-	-	-	-
	-	-	-	-
	-	-	-	-
	$0,02 \cdot D_c$	$0,5 \cdot D_c$	$0,5 \cdot D_c$	$0,0200 \cdot D_c$
	-	-	-	-
	-	-	-	-
	-	-	-	-



DIN 6535 HA	DIN 6535 HB	Dc	Ds	Lc	Ln	Dn	Lt	r	z
PLSC4X02030BN	PLSW4X02030BN	2,0	6	3	7	1,9	62	1,0	4
PLSC4X03030BN	PLSW4X03030BN	3,0	6	4	9	2,8	62	1,5	4
PLSC4X04030BN	PLSW4X04030BN	4,0	6	5	12	3,8	62	2,0	4
PLSC4X05030BN	PLSW4X05030BN	5,0	6	6	14	4,8	80	2,5	4
PLSC4X06030BN	PLSW4X06030BN	6,0	6	7	17	5,7	80	3,0	4
PLSC4X08030BN	PLSW4X08030BN	8,0	8	9	22	7,6	90	4,0	4
PLSC4X10030BN	PLSW4X10030BN	10,0	10	11	27	9,5	100	5,0	4
PLSC4X12030BN	PLSW4X12030BN	12,0	12	13	32	11,5	120	6,0	4
PLSC4X14030BN	PLSW4X14030BN	14,0	14	15	37	13,5	120	7,0	4
PLSC4X16030BN	PLSW4X16030BN	16,0	16	17	42	15,5	140	8,0	4
PLSC4X18030BN	PLSW4X18030BN	18,0	18	19	47	17,5	140	9,0	4
PLSC4X20030BN	PLSW4X20030BN	20,0	20	21	52	19,5	160	10,0	4

	P1	P2	P3	H1	H2	H3	K1	K2	M1	M2	S1	S2	N1	N2	G
Vc	210	175	120	120	100	-	150	110	-	-	-	-	-	-	-











	Ap [min]	Ap [max]	Ae [max]	fz
	-	-	-	-
	-	-	-	-
	-	-	-	-
	$0,02 \cdot D_c$	$0,5 \cdot D_c$	$0,5 \cdot D_c$	$0,0200 \cdot D_c$
	-	-	-	-
	-	-	-	-
	-	-	-	-



DIN 6535 HA	DIN 6535 HB	Dc	Ds	Lc	Ln	Dn	Lt	r	z
ULC2S03015BN	-	3,0	6	4	9	2,8	50	1,5	2
ULC2S04015BN	-	4,0	6	5	13	3,8	54	2,0	2
ULC2S05015BN	-	5,0	6	6	16	4,8	54	2,5	2
ULC2S06015BN	-	6,0	6	7	17	5,7	54	3,0	2
ULC2S08015BN	-	8,0	8	9	21	7,6	58	4,0	2
ULC2S10015BN	-	10,0	10	11	25	9,5	66	5,0	2
ULC2S12015BN	-	12,0	12	13	27	11,5	73	6,0	2

	P1	P2	P3	H1	H2	H3	K1	K2	M1	M2	S1	S2	N1	N2	G
Vc	-	-	-	280	280	225	-	-	-	-	-	-	-	-	-









	Ap [min]	Ap [max]	Ae [max]	fz
	-	-	-	-
	-	-	-	-
	-	-	-	-
	0,02*Dc	0,5*Dc	0,5*Dc	0,0200*Dc
	-	-	-	-
	-	-	-	-
	-	-	-	-



DIN 6535 HA	DIN 6535 HB	Dc	Ds	Lc	Ln	Dn	Lt	r	z
ULC2X03015BN	-	3,0	6	4	15	2,8	57	1,5	2
ULC2X04015BN	-	4,0	6	5	16	3,8	57	2,0	2
ULC2X05015BN	-	5,0	6	6	20	4,8	57	2,5	2
ULC2X06015BN	-	6,0	6	7	24	5,7	62	3,0	2
ULC2X08015BN	-	8,0	8	9	30	7,6	68	4,0	2
ULC2X10015BN	-	10,0	10	11	38	9,5	80	5,0	2
ULC2X12015BN	-	12,0	12	13	46	11,5	93	6,0	2

	P1	P2	P3	H1	H2	H3	K1	K2	M1	M2	S1	S2	N1	N2	G
Vc	-	-	-	280	280	225	-	-	-	-	-	-	-	-	-



	Ap [min]	Ap [max]	Ae [max]	fz
	-	-	-	-
	-	-	-	-
	-	-	-	-
	0,02*Dc	0,5*Dc	0,5*Dc	0,0200*Dc
	-	-	-	-
	-	-	-	-
	-	-	-	-



DIN 6535 HA	DIN 6535 HB	Dc	Ds	Lc	Ln	Dn	Lt	r	z
ULC2S00230ST005	-	0,2	4	0,2	-	-	50	0,05	2
ULC2S00330ST005	-	0,3	4	0,3	-	-	50	0,05	2
ULC2S00430ST010	-	0,4	4	0,4	-	-	50	0,10	2
ULC2S00530ST010	-	0,5	4	0,5	-	-	50	0,10	2
ULC2S00630ST010	-	0,6	4	0,6	-	-	50	0,10	2
ULC2S00830ST010	-	0,8	4	0,8	-	-	50	0,10	2
ULC2S01030ST020	-	1,0	4	1,0	-	-	50	0,20	2
ULC2S01530ST020	-	1,5	4	1,5	-	-	50	0,20	2
ULC2S02030ST020	-	2,0	4	2,0	-	-	50	0,20	2
ULC2S02030ST050	-	2,0	4	2,0	-	-	50	0,50	2

	P1	P2	P3	H1	H2	H3	K1	K2	M1	M2	S1	S2	N1	N2	G
Vc	-	-	-	95	80	60	-	-	-	-	-	-	-	-	-



	Ap [min]	Ap [max]	Ae [max]	fz
	-	-	-	-
	-	-	-	-
	-	-	-	-
	0,3*Dc	Lc	0,5*Dc	0,0050*Dc
	-	-	-	-
	-	-	-	-
	-	-	-	-



DIN 6535 HA	DIN 6535 HB	Dc	Ds	Lc	Ln	Dn	Lt	r	z
ULC2X00230SN004T005	-	0,2	4	0,2	0,4	0,17	50	0,05	2
ULC2X00230SN006T005	-	0,2	4	0,2	0,6	0,17	50	0,05	2
ULC2X00330SN006T005	-	0,3	4	0,3	0,6	0,27	50	0,05	2
ULC2X00330SN009T005	-	0,3	4	0,3	0,9	0,27	50	0,05	2
ULC2X00330SN015T005	-	0,3	4	0,3	1,5	0,27	50	0,05	2
ULC2X00430SN015T010	-	0,4	4	0,4	1,5	0,37	50	0,10	2
ULC2X00430SN030T010	-	0,4	4	0,4	3,0	0,37	50	0,10	2
ULC2X00430SN050T010	-	0,4	4	0,4	5,0	0,37	50	0,10	2
ULC2X00530SN015T010	-	0,5	4	0,5	1,5	0,46	50	0,10	2
ULC2X00530SN030T010	-	0,5	4	0,5	3,0	0,46	50	0,10	2
ULC2X00530SN050T010	-	0,5	4	0,5	5,0	0,46	50	0,10	2
ULC2X00530SN100T010	-	0,5	4	0,5	10,0	0,46	50	0,10	2
ULC2X00630SN030T010	-	0,6	4	0,6	3,0	0,56	50	0,10	2
ULC2X00630SN050T010	-	0,6	4	0,6	5,0	0,56	50	0,10	2
ULC2X00630SN100T010	-	0,6	4	0,6	10,0	0,56	50	0,10	2
ULC2X00830SN030T010	-	0,8	4	0,8	3,0	0,74	50	0,10	2
ULC2X00830SN050T010	-	0,8	4	0,8	5,0	0,74	50	0,10	2
ULC2X00830SN100T010	-	0,8	4	0,8	10,0	0,74	50	0,10	2
ULC2X00830SN150T010	-	0,8	4	0,8	15,0	0,74	50	0,10	2
ULC2X01030SN050T020	-	1,0	4	1,0	5,0	0,94	50	0,20	2
ULC2X01030SN100T020	-	1,0	4	1,0	10,0	0,94	50	0,20	2
ULC2X01030SN150T020	-	1,0	4	1,0	15,0	0,94	50	0,20	2
ULC2X01030SN200T020	-	1,0	4	1,0	20,0	0,94	75	0,20	2
ULC2X01030SN250T020	-	1,0	4	1,0	25,0	0,94	75	0,20	2
ULC2X01530SN050T020	-	1,5	4	1,5	5,0	1,44	50	0,20	2
ULC2X01530SN100T020	-	1,5	4	1,5	10,0	1,44	50	0,20	2
ULC2X01530SN150T020	-	1,5	4	1,5	15,0	1,44	50	0,20	2
ULC2X01530SN200T020	-	1,5	4	1,5	20,0	1,44	75	0,20	2
ULC2X01530SN250T020	-	1,5	4	1,5	25,0	1,44	75	0,20	2
ULC2X02030SN050T020	-	2,0	4	2,0	5,0	1,94	50	0,20	2
ULC2X02030SN050T050	-	2,0	4	2,0	5,0	1,94	50	0,50	2
ULC2X02030SN100T020	-	2,0	4	2,0	10,0	1,94	50	0,20	2

	P1	P2	P3	H1	H2	H3	K1	K2	M1	M2	S1	S2	N1	N2	G
Vc	-	-	-	95	80	60	-	-	-	-	-	-	-	-	-



	Ap [min]	Ap [max]	Ae [max]	fz
	-	-	-	-
	-	-	-	-
	-	-	-	-
	0,3*Dc	Lc	0,5*Dc	0,0050*Dc
	-	-	-	-
	-	-	-	-
	-	-	-	-



DIN 6535 HA	DIN 6535 HB	Dc	Ds	Lc	Ln	Dn	Lt	r	z
ULC2X02030SN100T050	-	2,0	4	2,0	10,0	1,94	50	0,50	2
ULC2X02030SN150T020	-	2,0	4	2,0	15,0	1,94	50	0,20	2
ULC2X02030SN150T050	-	2,0	4	2,0	15,0	1,94	50	0,50	2
ULC2X02030SN200T020	-	2,0	4	2,0	20,0	1,94	75	0,20	2
ULC2X02030SN200T050	-	2,0	4	2,0	20,0	1,94	75	0,50	2
ULC2X02030SN250T020	-	2,0	4	2,0	25,0	1,94	75	0,20	2
ULC2X02030SN250T050	-	2,0	4	2,0	25,0	1,94	75	0,50	2
ULC2X02030SN300T020	-	2,0	4	2,0	30,0	1,94	75	0,20	2
ULC2X02030SN300T050	-	2,0	4	2,0	30,0	1,94	75	0,50	2
ULC2X02030SN400T020	-	2,0	4	2,0	40,0	1,94	75	0,20	2
ULC2X02030SN400T050	-	2,0	4	2,0	40,0	1,94	75	0,50	2

Vc	P1	P2	P3	H1	H2	H3	K1	K2	M1	M2	S1	S2	N1	N2	G
	-	-	-	95	80	60	-	-	-	-	-	-	-	-	-



	Ap [min]	Ap [max]	Ae [max]	fz
	-	-	-	-
	-	-	-	-
	-	-	-	-
	0,3*Dc	Lc	0,5*Dc	0,0050*Dc
	-	-	-	-
	-	-	-	-
	-	-	-	-



DIN 6535 HA	DIN 6535 HB	Dc	Ds	Lc	Ln	Dn	Lt	r	z
ULC2S00230B	-	0,2	4	0,2	-	-	50	0,10	2
ULC2S00330B	-	0,3	4	0,3	-	-	50	0,15	2
ULC2S00430B	-	0,4	4	0,4	-	-	50	0,20	2
ULC2S00530B	-	0,5	4	0,5	-	-	50	0,25	2
ULC2S00630B	-	0,6	4	0,6	-	-	50	0,30	2
ULC2S00830B	-	0,8	4	0,8	-	-	50	0,40	2
ULC2S01030B	-	1,0	4	1,0	-	-	50	0,50	2
ULC2S01530B	-	1,5	4	1,5	-	-	50	0,75	2
ULC2S02030B	-	2,0	4	2,0	-	-	50	1,00	2

Vc	P1	P2	P3	H1	H2	H3	K1	K2	M1	M2	S1	S2	N1	N2	G
-	-	-	-	105	95	60	-	-	-	-	-	-	-	-	-



	Ap [min]	Ap [max]	Ae [max]	fz
	-	-	-	-
	-	-	-	-
	-	-	-	-
	0,02*Dc	0,5*Dc	0,5*Dc	0,0250*Dc
	-	-	-	-
	-	-	-	-
	-	-	-	-



DIN 6535 HA	DIN 6535 HB	Dc	Ds	Lc	Ln	Dn	Lt	r	z
ULC2X00230N004B	-	0,2	4	0,2	0,4	0,17	50	0,10	2
ULC2X00230N006B	-	0,2	4	0,2	0,6	0,17	50	0,10	2
ULC2X00330N006B	-	0,3	4	0,3	0,6	0,27	50	0,15	2
ULC2X00330N009B	-	0,3	4	0,3	0,9	0,27	50	0,15	2
ULC2X00330N015B	-	0,3	4	0,3	1,5	0,27	50	0,15	2
ULC2X00430N015B	-	0,4	4	0,4	1,5	0,37	50	0,20	2
ULC2X00430N030B	-	0,4	4	0,4	3,0	0,37	50	0,20	2
ULC2X00430N050B	-	0,4	4	0,4	5,0	0,37	50	0,20	2
ULC2X00530N030B	-	0,5	4	0,5	3,0	0,46	50	0,25	2
ULC2X00530N050B	-	0,5	4	0,5	5,0	0,46	50	0,25	2
ULC2X00630N030B	-	0,6	4	0,6	3,0	0,56	50	0,30	2
ULC2X00630N050B	-	0,6	4	0,6	5,0	0,56	50	0,30	2
ULC2X00830N030B	-	0,8	4	0,8	3,0	0,74	50	0,40	2
ULC2X00830N050B	-	0,8	4	0,8	5,0	0,74	50	0,40	2
ULC2X01030N050B	-	1,0	4	1,0	5,0	0,94	50	0,50	2
ULC2X01030N100B	-	1,0	4	1,0	10,0	0,94	50	0,50	2
ULC2X01030N150B	-	1,0	4	1,0	15,0	0,94	50	0,50	2
ULC2X01030N200B	-	1,0	4	1,0	20,0	0,94	75	0,50	2
ULC2X01030N250B	-	1,0	4	1,0	25,0	0,94	75	0,50	2
ULC2X01530N050B	-	1,5	4	1,5	5,0	1,44	50	0,75	2
ULC2X01530N100B	-	1,5	4	1,5	10,0	1,44	50	0,75	2
ULC2X01530N150B	-	1,5	4	1,5	15,0	1,44	50	0,75	2
ULC2X01530N200B	-	1,5	4	1,5	20,0	1,44	75	0,75	2
ULC2X01530N250B	-	1,5	4	1,5	25,0	1,44	75	0,75	2
ULC2X01530N300B	-	1,5	4	1,5	30,0	1,44	75	0,75	2
ULC2X02030N050B	-	2,0	4	2,0	5,0	1,94	50	1,00	2
ULC2X02030N100B	-	2,0	4	2,0	10,0	1,94	50	1,00	2
ULC2X02030N150B	-	2,0	4	2,0	15,0	1,94	50	1,00	2
ULC2X02030N200B	-	2,0	4	2,0	20,0	1,94	75	1,00	2
ULC2X02030N300B	-	2,0	4	2,0	30,0	1,94	75	1,00	2
ULC2X02030N400B	-	2,0	4	2,0	40,0	1,94	75	1,00	2





























































































































































Vc	P1	P2	P3	H1	H2	H3	K1	K2	M1	M2	S1	S2	N1	N2	G
	-	-	-	105	95	60	-	-	-	-	-	-	-	-	-





	Ap [min]	Ap [max]	Ae [max]	fz
	-	-	-	-
	-	-	-	-
	-	-	-	-
	$0,02 * D_c$	$0,5 * D_c$	$0,5 * D_c$	$0,0250 * D_c$
	-	-	-	-
	-	-	-	-
	-	-	-	-


Notes





































































z=3	z=4					z=5					
 PLIC3Lxxx55VN	 BLC4Lxxx42VN	 BLC4Lxxx42VNTxx	 PLIC4Lxxx55SN	 PLIC4Xxxx55SN	 ULC4Lxxx41VNTxxx	 BLC5Lxxx42VN	 BLC5Lxxx42VNTxx	 BLC5Xxxx42VN	 BLC5Xxxx42VNTxx	 BLC5Xxxx42XVN	 BLC5Xxxx42XVNTxx
350-351	352-353	354-355	356-357	358-359	360-361	364-365	366-367	368-369	370-371	372-373	374-375
											
AlCr	AlCr	AlCr	AlCr	AlCr	TiSiN	AlCr	AlCr	AlCr	AlCr	AlCr	AlCr
											
Dc 3-20	Dc 3-20	Dc 6-16	Dc 6-20	Dc 6-20	Dc 3-20	Dc 3-25	Dc 6-20	Dc 3-25	Dc 6-20	Dc 3-25	Dc 6-20
Lc 8-38	Lc 8-38	Lc 13-32	Lc 13-38	Lc 7-21	Lc 8-38	Lc 6-50	Lc 12-40	Lc 9-75	Lc 18-60	Lc 12-100	Lc 24-80
											
											
M1 (3*) M2 (3*) S1 (1*) S2 (3*)	M1 (3*) M2 (3*) S1 (1*) S2 (3*)	M1 (3*) M2 (3*) S1 (1*) S2 (3*)	M1 (3*) M2 (3*) S1 (1*) S2 (3*)	M1 (3*) M2 (3*) S1 (1*) S2 (3*)	M1 (-) M2 (-) S1 (3*) S2 (-)	M1 (3*) M2 (3*) S1 (-) S2 (3*)	M1 (3*) M2 (3*) S1 (-) S2 (3*)	M1 (3*) M2 (3*) S1 (-) S2 (3*)	M1 (3*) M2 (3*) S1 (-) S2 (3*)	M1 (3*) M2 (3*) S1 (-) S2 (3*)	M1 (3*) M2 (3*) S1 (-) S2 (3*)
											
											
											
											
											
											
											
											

HIGHLIGHT 1 | 5  362

HIGHLIGHT 2 | 5  363

HIGHLIGHT 3 | 5  376


z=5	z=multi	R	D	
 ULC5 Lxxx42 VNT xxx	 ULC9 Lxxx36 SNT xxx	 PLIC3 Lxxx35 RVN	 PLDIC203 Dxxx30 SIK	 PLDIC205 Dxxx30 SIK
378-379	380-381	382-383	386-395	396-405
				
				
				
Dc 3-20	Dc 6-20	Dc 6-20	Dc 3,0-20,0	Dc 3,0-20,0
Lc 8-38	Lc 13-38	Lc 13-38		
				
				
M1 (-) M2 (-) S1 (3*) S2 (-)	M1 (-) M2 (-) S1 (3*) S2 (-)	M1 (3*) M2 (3*) S1 (1*) S2 (3*)	M1 (3*) M2 (3*) S1 (2*) S2 (3*)	M1 (3*) M2 (3*) S1 (2*) S2 (3*)
				
				
				
				
				
				
				



I S O - P + K

HIGHLIGHT 4 | 5  377


DRILLS  384








HIGHLIGHT 5 | 5  385



DIN 6535 HA	DIN 6535 HB	Dc	Ds	Lc	Ln	Dn	Lt	c	z
PLIC3L03055VN	PLIW3L03055VN	3,0	6	8	14	2,8	57	0,05	3
PLIC3L04055VN	PLIW3L04055VN	4,0	6	11	16	3,8	57	0,06	3
PLIC3L05055VN	PLIW3L05055VN	5,0	6	13	18	4,8	57	0,08	3
PLIC3L06055VN	PLIW3L06055VN	6,0	6	13	19	5,7	57	0,10	3
PLIC3L08055VN	PLIW3L08055VN	8,0	8	19	25	7,6	63	0,13	3
PLIC3L10055VN	PLIW3L10055VN	10,0	10	22	30	9,5	72	0,16	3
PLIC3L12055VN	PLIW3L12055VN	12,0	12	26	36	11,5	83	0,20	3
PLIC3L14055VN	PLIW3L14055VN	14,0	14	26	36	13,5	83	0,25	3
PLIC3L16055VN	PLIW3L16055VN	16,0	16	32	42	15,5	92	0,30	3
PLIC3L18055VN	PLIW3L18055VN	18,0	18	32	42	17,5	92	0,30	3
PLIC3L20055VN	PLIW3L20055VN	20,0	20	38	52	19,5	104	0,30	3

Vc	P1	P2	P3	H1	H2	H3	K1	K2	M1	M2	S1	S2	N1	N2	G
	-	-	-	-	-	-	-	-	120	100	40	90	-	-	-




	Ap [min]	Ap [max]	Ae [max]	fz
	0,3*Dc	Lc	0,5*Dc	0,0070*Dc
	0,3*Dc	Lc	1*Dc	0,0050*Dc
	-	-	-	-
	-	-	-	-
	-	-	-	-
	-	-	-	-
	-	-	-	-



DIN 6535 HA	DIN 6535 HB	Dc	Ds	Lc	Ln	Dn	Lt	c	z
BLC4L03042VN	BLW4L03042VN	3,0	6	8	14	2,8	57	0,05	4
BLC4L03542VN	BLW4L03542VN	3,5	6	10	16	3,3	57	0,05	4
BLC4L04042VN	BLW4L04042VN	4,0	6	11	16	3,8	57	0,05	4
BLC4L04542VN	BLW4L04542VN	4,5	6	11	18	4,3	57	0,07	4
BLC4L05042VN	BLW4L05042VN	5,0	6	13	18	4,8	57	0,10	4
BLC4L06042VN	BLW4L06042VN	6,0	6	13	19	5,7	57	0,10	4
BLC4L08042VN	BLW4L08042VN	8,0	8	19	25	7,6	63	0,20	4
BLC4L10042VN	BLW4L10042VN	10,0	10	22	30	9,5	72	0,25	4
BLC4L12042VN	BLW4L12042VN	12,0	12	26	36	11,5	83	0,30	4
BLC4L14042VN	BLW4L14042VN	14,0	14	26	36	13,5	83	0,35	4
BLC4L16042VN	BLW4L16042VN	16,0	16	32	42	15,5	92	0,40	4
BLC4L18042VN	BLW4L18042VN	18,0	18	32	42	17,5	92	0,45	4
BLC4L20042VN	BLW4L20042VN	20,0	20	38	52	19,5	104	0,50	4

Vc	P1	P2	P3	H1	H2	H3	K1	K2	M1	M2	S1	S2	N1	N2	G
	-	-	-	-	-	-	-	-	120	100	40	90	-	-	-



	Ap [min]	Ap [max]	Ae [max]	fz
	0,3*Dc	Lc	0,5*Dc	0,0065*Dc
	0,3*Dc	Lc	1*Dc	0,0045*Dc
	1°	5°	0,5*Dc	0,0035*Dc
	-	-	-	-
	-	-	-	-
	-	-	-	-
	0,3*Dc	Lc	0,15*Dc	0,0070*Dc



DIN 6535 HA		DIN 6535 HB		Dc	Ds	Lc	Ln	Dn	Lt	r	z
BLC4L06042VNT05		BLW4L06042VNT05		6,0	6	13	19	5,7	57	0,5	4
BLC4L06042VNT10		BLW4L06042VNT10		6,0	6	13	19	5,7	57	1,0	4
BLC4L08042VNT05		BLW4L08042VNT05		8,0	8	19	25	7,6	63	0,5	4
BLC4L08042VNT10		BLW4L08042VNT10		8,0	8	19	25	7,6	63	1,0	4
BLC4L10042VNT05		BLW4L10042VNT05		10,0	10	22	30	9,5	72	0,5	4
BLC4L10042VNT10		BLW4L10042VNT10		10,0	10	22	30	9,5	72	1,0	4
BLC4L10042VNT20		BLW4L10042VNT20		10,0	10	22	30	9,5	72	2,0	4
BLC4L12042VNT05		BLW4L12042VNT05		12,0	12	26	36	11,5	83	0,5	4
BLC4L12042VNT10		BLW4L12042VNT10		12,0	12	26	36	11,5	83	1,0	4
BLC4L12042VNT20		BLW4L12042VNT20		12,0	12	26	36	11,5	83	2,0	4
BLC4L16042VNT05		BLW4L16042VNT05		16,0	16	32	42	15,5	92	0,5	4
BLC4L16042VNT10		BLW4L16042VNT10		16,0	16	32	42	15,5	92	1,0	4
BLC4L16042VNT20		BLW4L16042VNT20		16,0	16	32	42	15,5	92	2,0	4

	P1	P2	P3	H1	H2	H3	K1	K2	M1	M2	S1	S2	N1	N2	G
Vc	-	-	-	-	-	-	-	-	120	100	40	90	-	-	-



	Ap [min]	Ap [max]	Ae [max]	fz
	0,3*Dc	Lc	0,5*Dc	0,0065*Dc
	0,3*Dc	Lc	1*Dc	0,0045*Dc
	1°	5°	0,5*Dc	0,0035*Dc
	-	-	-	-
	-	-	-	-
	-	-	-	-
	0,3*Dc	Lc	0,15*Dc	0,0070*Dc



DIN 6535 HA	DIN 6535 HB	Dc	Ds	Lc	Ln	Dn	Lt	c	z
PLIC4L06055SN	PLIW4L06055SN	6,0	6	13	19	5,7	57	0,10	4
PLIC4L08055SN	PLIW4L08055SN	8,0	8	19	25	7,6	63	0,13	4
PLIC4L10055SN	PLIW4L10055SN	10,0	10	22	30	9,5	72	0,16	4
PLIC4L12055SN	PLIW4L12055SN	12,0	12	26	36	11,5	83	0,20	4
PLIC4L14055SN	PLIW4L14055SN	14,0	14	26	36	13,5	83	0,25	4
PLIC4L16055SN	PLIW4L16055SN	16,0	16	32	42	15,5	92	0,30	4
PLIC4L18055SN	PLIW4L18055SN	18,0	18	32	42	17,5	92	0,30	4
PLIC4L20055SN	PLIW4L20055SN	20,0	20	38	52	19,5	104	0,30	4

Vc	P1	P2	P3	H1	H2	H3	K1	K2	M1	M2	S1	S2	N1	N2	G
	-	-	-	-	-	-	-	-	120	100	40	90	-	-	-



	Ap [min]	Ap [max]	Ae [max]	fz
	0,3*Dc	Lc	0,5*Dc	0,0070*Dc
	0,3*Dc	Lc	1*Dc	0,0050*Dc
	-	-	-	-
	-	-	-	-
	-	-	-	-
	-	-	-	-



DIN 6535 HA	DIN 6535 HB	Dc	Ds	Lc	Ln	Dn	Lt	c	z
PLIC4X06055SN	PLIW4X06055SN	6,0	6	7	24	5,4	62	0,10	4
PLIC4X08055SN	PLIW4X08055SN	8,0	8	9	30	7,2	68	0,13	4
PLIC4X10055SN	PLIW4X10055SN	10,0	10	11	38	9,0	80	0,16	4
PLIC4X12055SN	PLIW4X12055SN	12,0	12	13	46	11,0	93	0,20	4
PLIC4X14055SN	PLIW4X14055SN	14,0	14	15	46	13,0	93	0,25	4
PLIC4X16055SN	PLIW4X16055SN	16,0	16	17	58	15,0	108	0,30	4
PLIC4X18055SN	PLIW4X18055SN	18,0	18	19	59	17,0	108	0,30	4
PLIC4X20055SN	PLIW4X20055SN	20,0	20	21	74	19,0	126	0,30	4

Vc	P1	P2	P3	H1	H2	H3	K1	K2	M1	M2	S1	S2	N1	N2	G
	-	-	-	-	-	-	-	-	120	100	40	90	-	-	-











	Ap [min]	Ap [max]	Ae [max]	fz
	0,3*Dc	Lc	0,5*Dc	0,0070*Dc
	0,3*Dc	Lc	1*Dc	0,0050*Dc
	-	-	-	-
	-	-	-	-
	-	-	-	-
	-	-	-	-



DIN 6535 HA	DIN 6535 HB	Dc	Ds	Lc	Ln	Dn	Lt	r	z
ULC4L03041VNT010	ULW4L03041VNT010	3,0	6	8	14	2,8	57	0,10	4
ULC4L04041VNT010	ULW4L04041VNT010	4,0	6	11	16	3,8	57	0,10	4
ULC4L05041VNT015	ULW4L05041VNT015	5,0	6	13	18	4,8	57	0,15	4
ULC4L06041VNT015	ULW4L06041VNT015	6,0	6	13	19	5,7	57	0,15	4
ULC4L08041VNT015	ULW4L08041VNT015	8,0	8	19	25	7,6	63	0,15	4
ULC4L10041VNT020	ULW4L10041VNT020	10,0	10	22	30	9,5	72	0,20	4
ULC4L12041VNT020	ULW4L12041VNT020	12,0	12	26	36	11,5	83	0,20	4
ULC4L16041VNT030	ULW4L16041VNT030	16,0	16	32	42	15,5	92	0,30	4
ULC4L20041VNT030	ULW4L20041VNT030	20,0	20	38	52	19,5	104	0,30	4

Vc	P1	P2	P3	H1	H2	H3	K1	K2	M1	M2	S1	S2	N1	N2	G
	-	-	-	-	-	-	-	-	-	-	50	-	-	-	-



	Ap [min]	Ap [max]	Ae [max]	fz
	0,3*Dc	Lc	0,5*Dc	0,0035*Dc
	0,3*Dc	Lc	1*Dc	0,0025*Dc
	-	-	-	-
	-	-	-	-
	-	-	-	-
	-	-	-	-
	-	-	-	-

TROCHOIDAL MILLING 1-2

NL Trochoïdaal frezen 1-2 | DE Trochoidales fräsen 1-2 | FR Fraisage trochoïdal 1-2



A milling strategy that uses efficient circular milling paths from the CAM software. By using intelligent milling paths, with a small cutting width (Ae) and higher cutting depth (Ap), the cutting forces can be reduced and distributed. As a result, the cutting speed (Vc) and table feed (Vf) can be increased, resulting in a higher stock removal rate (Q). *In this way a much higher productivity is achieved, while the tool wears much less and thus has a longer tool life.*



Een freesstrategie waarbij, vanuit de CAM-software, gebruik wordt gemaakt van efficiënte cirkelvormige freespaden. Door het gebruik van intelligente freespaden kunnen, met een geringe snedebreedte (Ae) en hogere snedediepte (Ap), de verspaningskrachten gereduceerd en verdeeld worden. Het gevolg hiervan is dat de snijsnelheid (Vc) en tafelvoeding (Vf) verhoogd kunnen worden, resulterende in een hoger verspanend volume (Q). *Op deze manier wordt een veel hogere productiviteit bereikt, terwijl het gereedschap veel minder slijt en dus een langere standtijd heeft.*



Eine Frässtrategie, die auf Grundlage von CAM-Software effiziente, kreisförmige Fräsbahnen nutzt. Durch die Verwendung intelligenter Fräsbahnen können die Zerspanungskräfte bei geringer Schnittbreite (Ae) und hoher Schnitttiefe (Ap) reduziert und verteilt werden. So können Schnittgeschwindigkeit (Vc) und Vorschub (Vf) erhöht werden, was zu einem höheren Zeitspanvolumen (Q) führt. *Mit dieser Methode wird die Produktivität erheblich gesteigert, während der Verschleiß der Werkzeuge reduziert wird, was wiederum in längerer Standzeit resultiert.*



Une stratégie de fraisage qui utilise des chemins de fraisage circulaires efficaces à partir du logiciel FAO. En utilisant des trajectoires de fraisage intelligentes, avec une faible largeur de coupe (Ae) et une profondeur de coupe plus élevée (Ap), les forces de coupe peuvent être réduites et réparties. En conséquence, la vitesse de coupe (Vc) et l'avance de la table (Vf) peuvent être augmentées, ce qui entraîne un taux d'enlèvement de matière plus élevé (Q). *De cette manière, une productivité beaucoup plus élevée est obtenue, tandis que l'outil s'use beaucoup moins et a donc une durée de vie plus longue.*

TROCHOIDAL MILLING STRATEGIES

Trochoidale freesstrategieën | Trochoidale Frässtrategien | Stratégies de fraisage trochoïdal

Static Statisch Statisch Statique	Dynamic Dynamisch Dynamisch Dynamique	Oscillate Pendelend Pendelnd Oscillant
+	Productivity Productiviteit Produktivität Rendement	+++
+	Complexity CAD-CAM Complexiteit Komplexität Complexité	+++

TROCHOIDAL MILLING 2-2

^{NL}Trochoïdaal frezen 2-2 | ^{DE}Trochoidales fräsen 2-2 | ^{FR}Fraisage trochoïdal 2-2



AlCr
r
0,10-3,00
c[45°]
0,06-0,50




- ① BLC5xxx42XVNT20 ☐ 374-375
- ② BLC5xxx42VN ☐ 368-369
- ③ BLC5Lxxx42VNT20 ☐ 378-379



DIN 6535 HA	DIN 6535 HB	Dc	Ds	Lc	Ln	Dn	Lt	c	z
BLC5L03042VN	BLW5L03042VN	3,0	6	6	14	2,8	57	0,06	5
BLC5L04042VN	BLW5L04042VN	4,0	6	8	16	3,8	57	0,08	5
BLC5L05042VN	BLW5L05042VN	5,0	6	10	18	4,8	57	0,10	5
BLC5L06042VN	BLW5L06042VN	6,0	6	12	19	5,7	57	0,12	5
BLC5L08042VN	BLW5L08042VN	8,0	8	16	25	7,6	63	0,16	5
BLC5L10042VN	BLW5L10042VN	10,0	10	20	30	9,5	72	0,20	5
BLC5L12042VN	BLW5L12042VN	12,0	12	24	36	11,5	83	0,24	5
BLC5L14042VN	BLW5L14042VN	14,0	14	28	36	13,5	83	0,28	5
BLC5L16042VN	BLW5L16042VN	16,0	16	32	42	15,5	92	0,32	5
BLC5L18042VN	BLW5L18042VN	18,0	18	36	42	17,5	92	0,36	5
BLC5L20042VN	BLW5L20042VN	20,0	20	40	52	19,5	104	0,40	5
BLC5L25042VN	BLW5L25042VN	25,0	25	50	62	24,0	120	0,50	5

Vc	P1	P2	P3	H1	H2	H3	K1	K2	M1	M2	S1	S2	N1	N2	G
	-	-	-	-	-	-	-	-	190	170	-	130	-	-	-




	Ap [min]	Ap [max]	Ae	hm
	-	-	-	-
	-	-	-	-
	-	-	-	-
	-	-	-	-
	-	-	-	-
	0,3*Dc	Lc	0,09*Dc - 0,15*Dc	0,0030*Dc



DIN 6535 HA	DIN 6535 HB	Dc	Ds	Lc	Ln	Dn	Lt	r	z
BLC5L06042VNT01	BLW5L06042VNT01	6,0	6	12	19	5,7	57	0,1	5
BLC5L06042VNT05	BLW5L06042VNT05	6,0	6	12	19	5,7	57	0,5	5
BLC5L06042VNT10	BLW5L06042VNT10	6,0	6	12	19	5,7	57	1,0	5
BLC5L08042VNT02	BLW5L08042VNT02	8,0	8	16	25	7,6	63	0,2	5
BLC5L08042VNT05	BLW5L08042VNT05	8,0	8	16	25	7,6	63	0,5	5
BLC5L08042VNT10	BLW5L08042VNT10	8,0	8	16	25	7,6	63	1,0	5
BLC5L10042VNT02	BLW5L10042VNT02	10,0	10	20	30	9,5	72	0,2	5
BLC5L10042VNT05	BLW5L10042VNT05	10,0	10	20	30	9,5	72	0,5	5
BLC5L10042VNT10	BLW5L10042VNT10	10,0	10	20	30	9,5	72	1,0	5
BLC5L10042VNT20	BLW5L10042VNT20	10,0	10	20	30	9,5	72	2,0	5
BLC5L12042VNT03	BLW5L12042VNT03	12,0	12	24	36	11,5	83	0,3	5
BLC5L12042VNT05	BLW5L12042VNT05	12,0	12	24	36	11,5	83	0,5	5
BLC5L12042VNT10	BLW5L12042VNT10	12,0	12	24	36	11,5	83	1,0	5
BLC5L12042VNT20	BLW5L12042VNT20	12,0	12	24	36	11,5	83	2,0	5
BLC5L16042VNT03	BLW5L16042VNT03	16,0	16	32	42	15,5	92	0,3	5
BLC5L16042VNT05	BLW5L16042VNT05	16,0	16	32	42	15,5	92	0,5	5
BLC5L16042VNT10	BLW5L16042VNT10	16,0	16	32	42	15,5	92	1,0	5
BLC5L16042VNT20	BLW5L16042VNT20	16,0	16	32	42	15,5	92	2,0	5
BLC5L20042VNT03	BLW5L20042VNT03	20,0	20	40	52	19,5	104	0,3	5
BLC5L20042VNT10	BLW5L20042VNT10	20,0	20	40	52	19,5	104	1,0	5
BLC5L20042VNT20	BLW5L20042VNT20	20,0	20	40	52	19,5	104	2,0	5
BLC5L20042VNT30	BLW5L20042VNT30	20,0	20	40	52	19,5	104	3,0	5

	P1	P2	P3	H1	H2	H3	K1	K2	M1	M2	S1	S2	N1	N2	G
Vc	-	-	-	-	-	-	-	-	190	170	-	130	-	-	-




	Ap [min]	Ap [max]	Ae	hm
	-	-	-	-
	-	-	-	-
	-	-	-	-
	-	-	-	-
	-	-	-	-
	0,3*Dc	Lc	0,09*Dc - 0,15*Dc	0,0030*Dc



DIN 6535 HA	DIN 6535 HB	Dc	Ds	Lc	Ln	Dn	Lt	c	z
BLC5X03042VN	BLW5X03042VN	3,0	6	9	14	2,8	62	0,06	5
BLC5X04042VN	BLW5X04042VN	4,0	6	12	18	3,8	62	0,08	5
BLC5X05042VN	BLW5X05042VN	5,0	6	15	21	4,8	62	0,10	5
BLC5X06042VN	BLW5X06042VN	6,0	6	18	24	5,7	62	0,12	5
BLC5X08042VN	BLW5X08042VN	8,0	8	24	30	7,6	68	0,16	5
BLC5X10042VN	BLW5X10042VN	10,0	10	30	38	9,5	80	0,20	5
BLC5X12042VN	BLW5X12042VN	12,0	12	36	46	11,5	93	0,24	5
BLC5X14042VN	BLW5X14042VN	14,0	14	42	50	13,5	100	0,28	5
BLC5X16042VN	BLW5X16042VN	16,0	16	48	58	15,5	108	0,32	5
BLC5X18042VN	BLW5X18042VN	18,0	18	54	67	17,5	115	0,36	5
BLC5X20042VN	BLW5X20042VN	20,0	20	60	74	19,5	126	0,40	5
BLC5X25042VN	BLW5X25042VN	25,0	25	75	92	24,0	150	0,50	5

Vc	P1	P2	P3	H1	H2	H3	K1	K2	M1	M2	S1	S2	N1	N2	G
	-	-	-	-	-	-	-	-	190	170	-	130	-	-	-




	Ap [min]	Ap [max]	Ae	hm
	-	-	-	-
	-	-	-	-
	-	-	-	-
	-	-	-	-
	-	-	-	-
	$0,3 * D_c$	Lc	$0,06 * D_c - 0,12 * D_c$	$0,0030 * D_c$



DIN 6535 HA	DIN 6535 HB	Dc	Ds	Lc	Ln	Dn	Lt	r	z
BLC5X06042VNT01	BLW5X06042VNT01	6,0	6	18	24	5,7	62	0,1	5
BLC5X06042VNT05	BLW5X06042VNT05	6,0	6	18	24	5,7	62	0,5	5
BLC5X06042VNT10	BLW5X06042VNT10	6,0	6	18	24	5,7	62	1,0	5
BLC5X08042VNT02	BLW5X08042VNT02	8,0	8	24	30	7,6	68	0,2	5
BLC5X08042VNT05	BLW5X08042VNT05	8,0	8	24	30	7,6	68	0,5	5
BLC5X08042VNT10	BLW5X08042VNT10	8,0	8	24	30	7,6	68	1,0	5
BLC5X10042VNT02	BLW5X10042VNT02	10,0	10	30	38	9,5	80	0,2	5
BLC5X10042VNT05	BLW5X10042VNT05	10,0	10	30	38	9,5	80	0,5	5
BLC5X10042VNT10	BLW5X10042VNT10	10,0	10	30	38	9,5	80	1,0	5
BLC5X10042VNT20	BLW5X10042VNT20	10,0	10	30	38	9,5	80	2,0	5
BLC5X12042VNT03	BLW5X12042VNT03	12,0	12	36	46	11,5	93	0,3	5
BLC5X12042VNT05	BLW5X12042VNT05	12,0	12	36	46	11,5	93	0,5	5
BLC5X12042VNT10	BLW5X12042VNT10	12,0	12	36	46	11,5	93	1,0	5
BLC5X12042VNT20	BLW5X12042VNT20	12,0	12	36	46	11,5	93	2,0	5
BLC5X16042VNT03	BLW5X16042VNT03	16,0	16	48	58	15,5	108	0,3	5
BLC5X16042VNT05	BLW5X16042VNT05	16,0	16	48	58	15,5	108	0,5	5
BLC5X16042VNT10	BLW5X16042VNT10	16,0	16	48	58	15,5	108	1,0	5
BLC5X16042VNT20	BLW5X16042VNT20	16,0	16	48	58	15,5	108	2,0	5
BLC5X20042VNT03	BLW5X20042VNT03	20,0	20	60	74	19,5	126	0,3	5
BLC5X20042VNT10	BLW5X20042VNT10	20,0	20	60	74	19,5	126	1,0	5
BLC5X20042VNT20	BLW5X20042VNT20	20,0	20	60	74	19,5	126	2,0	5
BLC5X20042VNT30	BLW5X20042VNT30	20,0	20	60	74	19,5	126	3,0	5

Vc	P1	P2	P3	H1	H2	H3	K1	K2	M1	M2	S1	S2	N1	N2	G
	-	-	-	-	-	-	-	-	190	170	-	130	-	-	-




	Ap [min]	Ap [max]	Ae	hm
	-	-	-	-
	-	-	-	-
	-	-	-	-
	-	-	-	-
	-	-	-	-
	0,3*Dc	Lc	0,06*Dc - 0,12*Dc	0,0030*Dc



DIN 6535 HA	DIN 6535 HB	Dc	Ds	Lc	Ln	Dn	Lt	c	z
BLC5X03042XVN	BLW5X03042XVN	3,0	6	12	18	2,8	62	0,06	5
BLC5X04042XVN	BLW5X04042XVN	4,0	6	16	21	3,8	62	0,08	5
BLC5X05042XVN	BLW5X05042XVN	5,0	6	20	25	4,8	70	0,10	5
BLC5X06042XVN	BLW5X06042XVN	6,0	6	24	30	5,7	70	0,12	5
BLC5X08042XVN	BLW5X08042XVN	8,0	8	32	38	7,6	80	0,16	5
BLC5X10042XVN	BLW5X10042XVN	10,0	10	40	48	9,5	90	0,20	5
BLC5X12042XVN	BLW5X12042XVN	12,0	12	48	58	11,5	110	0,24	5
BLC5X14042XVN	BLW5X14042XVN	14,0	14	56	64	13,5	110	0,28	5
BLC5X16042XVN	BLW5X16042XVN	16,0	16	64	74	15,5	130	0,32	5
BLC5X18042XVN	BLW5X18042XVN	18,0	18	72	85	17,5	140	0,36	5
BLC5X20042XVN	BLW5X20042XVN	20,0	20	80	94	19,5	150	0,40	5
BLC5X25042XVN	BLW5X25042XVN	25,0	25	100	117	24,0	180	0,50	5

Vc	P1	P2	P3	H1	H2	H3	K1	K2	M1	M2	S1	S2	N1	N2	G
	-	-	-	-	-	-	-	-	190	170	-	130	-	-	-



	Ap [min]	Ap [max]	Ae	hm
	-	-	-	-
	-	-	-	-
	-	-	-	-
	-	-	-	-
	-	-	-	-
	$0,3 \cdot D_c$	Lc	$0,03 \cdot D_c - 0,09 \cdot D_c$	$0,0030 \cdot D_c$




DIN 6535 HA	DIN 6535 HB	Dc	Ds	Lc	Ln	Dn	Lt	r	z
BLC5X06042XVNT01	BLW5X06042XVNT01	6,0	6	24	30	5,7	70	0,1	5
BLC5X06042XVNT05	BLW5X06042XVNT05	6,0	6	24	30	5,7	70	0,5	5
BLC5X06042XVNT10	BLW5X06042XVNT10	6,0	6	24	30	5,7	70	1,0	5
BLC5X08042XVNT02	BLW5X08042XVNT02	8,0	8	32	38	7,6	80	0,2	5
BLC5X08042XVNT05	BLW5X08042XVNT05	8,0	8	32	38	7,6	80	0,5	5
BLC5X08042XVNT10	BLW5X08042XVNT10	8,0	8	32	38	7,6	80	1,0	5
BLC5X10042XVNT02	BLW5X10042XVNT02	10,0	10	40	48	9,5	90	0,2	5
BLC5X10042XVNT05	BLW5X10042XVNT05	10,0	10	40	48	9,5	90	0,5	5
BLC5X10042XVNT10	BLW5X10042XVNT10	10,0	10	40	48	9,5	90	1,0	5
BLC5X10042XVNT20	BLW5X10042XVNT20	10,0	10	40	48	9,5	90	2,0	5
BLC5X12042XVNT03	BLW5X12042XVNT03	12,0	12	48	58	11,5	110	0,3	5
BLC5X12042XVNT05	BLW5X12042XVNT05	12,0	12	48	58	11,5	110	0,5	5
BLC5X12042XVNT10	BLW5X12042XVNT10	12,0	12	48	58	11,5	110	1,0	5
BLC5X12042XVNT20	BLW5X12042XVNT20	12,0	12	48	58	11,5	110	2,0	5
BLC5X16042XVNT03	BLW5X16042XVNT03	16,0	16	64	74	15,5	130	0,3	5
BLC5X16042XVNT05	BLW5X16042XVNT05	16,0	16	64	74	15,5	130	0,5	5
BLC5X16042XVNT10	BLW5X16042XVNT10	16,0	16	64	74	15,5	130	1,0	5
BLC5X16042XVNT20	BLW5X16042XVNT20	16,0	16	64	74	15,5	130	2,0	5
BLC5X20042XVNT03	BLW5X20042XVNT03	20,0	20	80	94	19,5	150	0,3	5
BLC5X20042XVNT10	BLW5X20042XVNT10	20,0	20	80	94	19,5	150	1,0	5
BLC5X20042XVNT20	BLW5X20042XVNT20	20,0	20	80	94	19,5	150	2,0	5
BLC5X20042XVNT30	BLW5X20042XVNT30	20,0	20	80	94	19,5	150	3,0	5

Vc	P1	P2	P3	H1	H2	H3	K1	K2	M1	M2	S1	S2	N1	N2	G
	-	-	-	-	-	-	-	-	190	170	-	130	-	-	-



	Ap [min]	Ap [max]	Ae	hm
	-	-	-	-
	-	-	-	-
	-	-	-	-
	-	-	-	-
	-	-	-	-
	$0,3 * D_c$	Lc	$0,03 * D_c - 0,09 * D_c$	$0,0030 * D_c$



We're moving trochoidally.

Click/Scan
& watch

1. Trochoidal milling Inconel 718

Trochoidaal frezen | Trochoidales fräsen | Fraisage trochoïdal



Vc 80 m/min **Ap** 26 mm **Ae** 1,2 mm **fz** 0,06 mm/z



2. Peripheral milling

Omtrekfrezen | Trochoidales fräsen | Fraisage périphérique



Vc 55 m/min **Ap** 26 mm **Ae** 1,2 mm **fz** 0,04 mm/z

①



②



③



① ULC5L12042VNT020

□ 378-379

② ULC9L12036SNT10

□ 380-381


③ ULC4L12041VNT020

□ 360-361



DIN 6535 HA	DIN 6535 HB	Dc	Ds	Lc	Ln	Dn	Lt	r	z
ULC5L03042VNT010	ULW5L03042VNT010	3,0	6	8	14	2,8	57	0,10	5
ULC5L04042VNT010	ULW5L04042VNT010	4,0	6	11	16	3,8	57	0,10	5
ULC5L05042VNT015	ULW5L05042VNT015	5,0	6	13	18	4,8	57	0,15	5
ULC5L06042VNT015	ULW5L06042VNT015	6,0	6	13	19	5,7	57	0,15	5
ULC5L08042VNT015	ULW5L08042VNT015	8,0	8	19	25	7,6	63	0,15	5
ULC5L10042VNT020	ULW5L10042VNT020	10,0	10	22	30	9,5	72	0,20	5
ULC5L12042VNT020	ULW5L12042VNT020	12,0	12	26	36	11,5	83	0,20	5
ULC5L16042VNT030	ULW5L16042VNT030	16,0	16	32	42	15,5	92	0,30	5
ULC5L20042VNT030	ULW5L20042VNT030	20,0	20	38	52	19,5	104	0,30	5

Vc	P1	P2	P3	H1	H2	H3	K1	K2	M1	M2	S1	S2	N1	N2	G
	-	-	-	-	-	-	-	-	-	-	80	-	-	-	-



	Ap [min]	Ap [max]	Ae [max]	fz
	0,3*Dc	Lc	0,5*Dc	0,0033*Dc
	-	-	-	-
	-	-	-	-
	-	-	-	-
	-	-	-	-
	0,3*Dc	Lc	0,06*Dc - 0,12*Dc	0,0050*Dc



DIN 6535 HA	DIN 6535 HB	Dc	Ds	Lc	Ln	Dn	Lt	r	z
ULC8L06036SNT05	ULW8L06036SNT05	6,0	6	13	19	5,7	57	0,5	8
ULC8L06036SNT10	ULW8L06036SNT10	6,0	6	13	19	5,7	57	1,0	8
ULC9L08036SNT05	ULW9L08036SNT05	8,0	8	19	25	7,6	63	0,5	9
ULC9L08036SNT10	ULW9L08036SNT10	8,0	8	19	25	7,6	63	1,0	9
ULC9L10036SNT05	ULW9L10036SNT05	10,0	10	22	30	9,5	72	0,5	9
ULC9L10036SNT10	ULW9L10036SNT10	10,0	10	22	30	9,5	72	1,0	9
ULC9L12036SNT05	ULW9L12036SNT05	12,0	12	26	36	11,5	83	0,5	9
ULC9L12036SNT10	ULW9L12036SNT10	12,0	12	26	36	11,5	83	1,0	9
ULC11L16036SNT05	ULW11L16036SNT05	16,0	16	32	42	15,5	92	0,5	11
ULC11L16036SNT10	ULW11L16036SNT10	16,0	16	32	42	15,5	92	1,0	11
ULC11L20036SNT05	ULW11L20036SNT05	20,0	20	38	52	19,5	104	0,5	11
ULC11L20036SNT10	ULW11L20036SNT10	20,0	20	38	52	19,5	104	1,0	11

Vc	P1	P2	P3	H1	H2	H3	K1	K2	M1	M2	S1	S2	N1	N2	G
	-	-	-	-	-	-	-	-	-	-	80	-	-	-	-




	Ap [min]	Ap [max]	Ae [max]	fz
	0,3*Dc	Lc	0,15*Dc	0,0060*Dc
	-	-	-	-
	-	-	-	-
	-	-	-	-
	-	-	-	-
	-	-	-	-



DIN 6535 HA	DIN 6535 HB	Dc	Ds	Lc	Ln	Dn	Lt	c	z
PLIC3L06035RVN	PLIW3L06035RVN	6,0	6	13	19	5,7	57	0,3	3
PLIC3L08035RVN	PLIW3L08035RVN	8,0	8	19	25	7,6	63	0,4	3
PLIC3L10035RVN	PLIW3L10035RVN	10,0	10	22	30	9,5	72	0,5	3
PLIC3L12035RVN	PLIW3L12035RVN	12,0	12	26	36	11,5	83	0,6	3
PLIC3L16035RVN	PLIW3L16035RVN	16,0	16	32	42	15,5	92	0,8	3
PLIC3L20035RVN	PLIW3L20035RVN	20,0	20	38	52	19,5	104	1,0	3

	P1	P2	P3	H1	H2	H3	K1	K2	M1	M2	S1	S2	N1	N2	G
Vc	-	-	-	-	-	-	-	-	120	100	40	90	-	-	-



	Ap [min]	Ap [max]	Ae [max]	fz
	0,3*Dc	Lc	0,5*Dc	0,0045*Dc
	0,3*Dc	Lc	1*Dc	0,0035*Dc
	-	-	-	-
	-	-	-	-
	-	-	-	-
	-	-	-	-


DRILLS

NL Boren | DE Bohrer | FR Forets

I S O - M + S

DRILLING

NL Boren | DE Bohrer | FR Forage



1 PLDIC203Dxxxx30SIK

386-395


2 PLDIC205Dxxxx30SIK


396-405



DIN 6535 HA	DIN 6535 HE	Dc	Ds	Ls	Ln	Dn	Lt	r/c	z
PLDIC203D030030SIK	PLDIE203D030030SIK	3,0	6	20	-	-	62	-	2
PLDIC203D031030SIK	PLDIE203D031030SIK	3,1	6	20	-	-	62	-	2
PLDIC203D032030SIK	PLDIE203D032030SIK	3,2	6	20	-	-	62	-	2
PLDIC203D033030SIK	PLDIE203D033030SIK	3,3	6	20	-	-	62	-	2
PLDIC203D034030SIK	PLDIE203D034030SIK	3,4	6	20	-	-	62	-	2
PLDIC203D035030SIK	PLDIE203D035030SIK	3,5	6	20	-	-	62	-	2
PLDIC203D036030SIK	PLDIE203D036030SIK	3,6	6	20	-	-	62	-	2
PLDIC203D037030SIK	PLDIE203D037030SIK	3,7	6	20	-	-	62	-	2
PLDIC203D038030SIK	PLDIE203D038030SIK	3,8	6	24	-	-	66	-	2
PLDIC203D039030SIK	PLDIE203D039030SIK	3,9	6	24	-	-	66	-	2
PLDIC203D040030SIK	PLDIE203D040030SIK	4,0	6	24	-	-	66	-	2
PLDIC203D041030SIK	PLDIE203D041030SIK	4,1	6	24	-	-	66	-	2
PLDIC203D042030SIK	PLDIE203D042030SIK	4,2	6	24	-	-	66	-	2
PLDIC203D043030SIK	PLDIE203D043030SIK	4,3	6	24	-	-	66	-	2
PLDIC203D044030SIK	PLDIE203D044030SIK	4,4	6	24	-	-	66	-	2
PLDIC203D045030SIK	PLDIE203D045030SIK	4,5	6	24	-	-	66	-	2
PLDIC203D046030SIK	PLDIE203D046030SIK	4,6	6	24	-	-	66	-	2
PLDIC203D047030SIK	PLDIE203D047030SIK	4,7	6	24	-	-	66	-	2
PLDIC203D048030SIK	PLDIE203D048030SIK	4,8	6	28	-	-	66	-	2
PLDIC203D049030SIK	PLDIE203D049030SIK	4,9	6	28	-	-	66	-	2
PLDIC203D050030SIK	PLDIE203D050030SIK	5,0	6	28	-	-	66	-	2
PLDIC203D051030SIK	PLDIE203D051030SIK	5,1	6	28	-	-	66	-	2
PLDIC203D052030SIK	PLDIE203D052030SIK	5,2	6	28	-	-	66	-	2
PLDIC203D053030SIK	PLDIE203D053030SIK	5,3	6	28	-	-	66	-	2
PLDIC203D054030SIK	PLDIE203D054030SIK	5,4	6	28	-	-	66	-	2
PLDIC203D055030SIK	PLDIE203D055030SIK	5,5	6	28	-	-	66	-	2
PLDIC203D056030SIK	PLDIE203D056030SIK	5,6	6	28	-	-	66	-	2
PLDIC203D057030SIK	PLDIE203D057030SIK	5,7	6	28	-	-	66	-	2
PLDIC203D058030SIK	PLDIE203D058030SIK	5,8	6	28	-	-	66	-	2
PLDIC203D059030SIK	PLDIE203D059030SIK	5,9	6	28	-	-	66	-	2
PLDIC203D060030SIK	PLDIE203D060030SIK	6,0	6	28	-	-	66	-	2
PLDIC203D061030SIK	PLDIE203D061030SIK	6,1	8	34	-	-	79	-	2

	P1	P2	P3	H1	H2	H3	K1	K2	M1	M2	S1	S2	N1	N2	G
Vc	-	-	-	-	-	-	-	-	70	70	40	40	-	-	-




 fn	P1	P2	P3	H1	H2	H3	K1	K2	M1	M2	S1	S2	N1	N2	G
Ø0-2	-	-	-	-	-	-	-	-	-	-	-	-	-	-	-
Ø2,1-2,5	-	-	-	-	-	-	-	-	-	-	-	-	-	-	-
Ø2,5-3	-	-	-	-	-	-	-	-	0,063	0,050	0,063	-	-	-	-
Ø3,1-4	-	-	-	-	-	-	-	-	0,080	0,063	0,080	-	-	-	-
Ø4,1-5	-	-	-	-	-	-	-	-	0,080	0,063	0,080	-	-	-	-
Ø5,1-6	-	-	-	-	-	-	-	-	0,100	0,080	0,100	-	-	-	-
Ø6,1-8	-	-	-	-	-	-	-	-	0,125	0,100	0,125	-	-	-	-
Ø8,1-10	-	-	-	-	-	-	-	-	0,160	0,125	0,160	-	-	-	-
Ø10,1-12	-	-	-	-	-	-	-	-	0,160	0,125	0,160	-	-	-	-
Ø12,1-16	-	-	-	-	-	-	-	-	0,200	0,160	0,200	-	-	-	-
Ø16,1-20	-	-	-	-	-	-	-	-	0,250	0,200	0,250	-	-	-	-



DIN 6535 HA	DIN 6535 HE	Dc	Ds	Ls	Ln	Dn	Lt	r/c	z
PLDIC203D062030SIK	PLDIE203D062030SIK	6,2	8	34	-	-	79	-	2
PLDIC203D063030SIK	PLDIE203D063030SIK	6,3	8	34	-	-	79	-	2
PLDIC203D064030SIK	PLDIE203D064030SIK	6,4	8	34	-	-	79	-	2
PLDIC203D065030SIK	PLDIE203D065030SIK	6,5	8	34	-	-	79	-	2
PLDIC203D066030SIK	PLDIE203D066030SIK	6,6	8	34	-	-	79	-	2
PLDIC203D067030SIK	PLDIE203D067030SIK	6,7	8	34	-	-	79	-	2
PLDIC203D068030SIK	PLDIE203D068030SIK	6,8	8	34	-	-	79	-	2
PLDIC203D069030SIK	PLDIE203D069030SIK	6,9	8	34	-	-	79	-	2
PLDIC203D070030SIK	PLDIE203D070030SIK	7,0	8	34	-	-	79	-	2
PLDIC203D071030SIK	PLDIE203D071030SIK	7,1	8	41	-	-	79	-	2
PLDIC203D072030SIK	PLDIE203D072030SIK	7,2	8	41	-	-	79	-	2
PLDIC203D073030SIK	PLDIE203D073030SIK	7,3	8	41	-	-	79	-	2
PLDIC203D074030SIK	PLDIE203D074030SIK	7,4	8	41	-	-	79	-	2
PLDIC203D075030SIK	PLDIE203D075030SIK	7,5	8	41	-	-	79	-	2
PLDIC203D076030SIK	PLDIE203D076030SIK	7,6	8	41	-	-	79	-	2
PLDIC203D077030SIK	PLDIE203D077030SIK	7,7	8	41	-	-	79	-	2
PLDIC203D078030SIK	PLDIE203D078030SIK	7,8	8	41	-	-	79	-	2
PLDIC203D079030SIK	PLDIE203D079030SIK	7,9	8	41	-	-	79	-	2
PLDIC203D080030SIK	PLDIE203D080030SIK	8,0	8	41	-	-	79	-	2
PLDIC203D081030SIK	PLDIE203D081030SIK	8,1	10	47	-	-	89	-	2
PLDIC203D082030SIK	PLDIE203D082030SIK	8,2	10	47	-	-	89	-	2
PLDIC203D083030SIK	PLDIE203D083030SIK	8,3	10	47	-	-	89	-	2
PLDIC203D084030SIK	PLDIE203D084030SIK	8,4	10	47	-	-	89	-	2
PLDIC203D085030SIK	PLDIE203D085030SIK	8,5	10	47	-	-	89	-	2
PLDIC203D086030SIK	PLDIE203D086030SIK	8,6	10	47	-	-	89	-	2
PLDIC203D087030SIK	PLDIE203D087030SIK	8,7	10	47	-	-	89	-	2
PLDIC203D088030SIK	PLDIE203D088030SIK	8,8	10	47	-	-	89	-	2
PLDIC203D089030SIK	PLDIE203D089030SIK	8,9	10	47	-	-	89	-	2
PLDIC203D090030SIK	PLDIE203D090030SIK	9,0	10	47	-	-	89	-	2
PLDIC203D091030SIK	PLDIE203D091030SIK	9,1	10	55	-	-	89	-	2
PLDIC203D092030SIK	PLDIE203D092030SIK	9,2	10	55	-	-	89	-	2
PLDIC203D093030SIK	PLDIE203D093030SIK	9,3	10	55	-	-	89	-	2

	P1	P2	P3	H1	H2	H3	K1	K2	M1	M2	S1	S2	N1	N2	G
Vc	-	-	-	-	-	-	-	-	70	70	40	40	-	-	-



fn	P1	P2	P3	H1	H2	H3	K1	K2	M1	M2	S1	S2	N1	N2	G
Ø0-2	-	-	-	-	-	-	-	-	-	-	-	-	-	-	-
Ø2,1-2,5	-	-	-	-	-	-	-	-	-	-	-	-	-	-	-
Ø2,5-3	-	-	-	-	-	-	-	-	0,063	0,050	0,063	-	-	-	-
Ø3,1-4	-	-	-	-	-	-	-	-	0,080	0,063	0,080	-	-	-	-
Ø4,1-5	-	-	-	-	-	-	-	-	0,080	0,063	0,080	-	-	-	-
Ø5,1-6	-	-	-	-	-	-	-	-	0,100	0,080	0,100	-	-	-	-
Ø6,1-8	-	-	-	-	-	-	-	-	0,125	0,100	0,125	-	-	-	-
Ø8,1-10	-	-	-	-	-	-	-	-	0,160	0,125	0,160	-	-	-	-
Ø10,1-12	-	-	-	-	-	-	-	-	0,160	0,125	0,160	-	-	-	-
Ø12,1-16	-	-	-	-	-	-	-	-	0,200	0,160	0,200	-	-	-	-
Ø16,1-20	-	-	-	-	-	-	-	-	0,250	0,200	0,250	-	-	-	-

3xD

AlCr



m7

140°




DIN 6535 HA	DIN 6535 HE	Dc	Ds	Ls	Ln	Dn	Lt	r/c	z
PLDIC203D094030SIK	PLDIE203D094030SIK	9,4	10	55	-	-	89	-	2
PLDIC203D095030SIK	PLDIE203D095030SIK	9,5	10	55	-	-	89	-	2
PLDIC203D096030SIK	PLDIE203D096030SIK	9,6	10	55	-	-	89	-	2
PLDIC203D097030SIK	PLDIE203D097030SIK	9,7	10	55	-	-	89	-	2
PLDIC203D098030SIK	PLDIE203D098030SIK	9,8	10	55	-	-	89	-	2
PLDIC203D099030SIK	PLDIE203D099030SIK	9,9	10	55	-	-	89	-	2
PLDIC203D100030SIK	PLDIE203D100030SIK	10,0	10	55	-	-	89	-	2
PLDIC203D101030SIK	PLDIE203D101030SIK	10,1	12	55	-	-	102	-	2
PLDIC203D102030SIK	PLDIE203D102030SIK	10,2	12	55	-	-	102	-	2
PLDIC203D103030SIK	PLDIE203D103030SIK	10,3	12	55	-	-	102	-	2
PLDIC203D104030SIK	PLDIE203D104030SIK	10,4	12	55	-	-	102	-	2
PLDIC203D105030SIK	PLDIE203D105030SIK	10,5	12	55	-	-	102	-	2
PLDIC203D106030SIK	PLDIE203D106030SIK	10,6	12	55	-	-	102	-	2
PLDIC203D107030SIK	PLDIE203D107030SIK	10,7	12	55	-	-	102	-	2
PLDIC203D108030SIK	PLDIE203D108030SIK	10,8	12	55	-	-	102	-	2
PLDIC203D109030SIK	PLDIE203D109030SIK	10,9	12	55	-	-	102	-	2
PLDIC203D110030SIK	PLDIE203D110030SIK	11,0	12	55	-	-	102	-	2
PLDIC203D111030SIK	PLDIE203D111030SIK	11,1	12	55	-	-	102	-	2
PLDIC203D112030SIK	PLDIE203D112030SIK	11,2	12	55	-	-	102	-	2
PLDIC203D113030SIK	PLDIE203D113030SIK	11,3	12	55	-	-	102	-	2
PLDIC203D114030SIK	PLDIE203D114030SIK	11,4	12	55	-	-	102	-	2
PLDIC203D115030SIK	PLDIE203D115030SIK	11,5	12	55	-	-	102	-	2
PLDIC203D116030SIK	PLDIE203D116030SIK	11,6	12	55	-	-	102	-	2
PLDIC203D117030SIK	PLDIE203D117030SIK	11,7	12	55	-	-	102	-	2
PLDIC203D118030SIK	PLDIE203D118030SIK	11,8	12	55	-	-	102	-	2
PLDIC203D119030SIK	PLDIE203D119030SIK	11,9	12	55	-	-	102	-	2
PLDIC203D120030SIK	PLDIE203D120030SIK	12,0	12	55	-	-	102	-	2
PLDIC203D121030SIK	PLDIE203D121030SIK	12,1	14	60	-	-	107	-	2
PLDIC203D122030SIK	PLDIE203D122030SIK	12,2	14	60	-	-	107	-	2
PLDIC203D123030SIK	PLDIE203D123030SIK	12,3	14	60	-	-	107	-	2
PLDIC203D124030SIK	PLDIE203D124030SIK	12,4	14	60	-	-	107	-	2
PLDIC203D125030SIK	PLDIE203D125030SIK	12,5	14	60	-	-	107	-	2

P1 P2 P3 H1 H2 H3 K1 K2 M1 M2 S1 S2 N1 N2 G

Vc - - - - - - - - 70 70 40 40 - - -







fn	P1	P2	P3	H1	H2	H3	K1	K2	M1	M2	S1	S2	N1	N2	G
Ø0-2	-	-	-	-	-	-	-	-	-	-	-	-	-	-	-
Ø2,1-2,5	-	-	-	-	-	-	-	-	-	-	-	-	-	-	-
Ø2,5-3	-	-	-	-	-	-	-	-	0,063	0,050	0,063	-	-	-	-
Ø3,1-4	-	-	-	-	-	-	-	-	0,080	0,063	0,080	-	-	-	-
Ø4,1-5	-	-	-	-	-	-	-	-	0,080	0,063	0,080	-	-	-	-
Ø5,1-6	-	-	-	-	-	-	-	-	0,100	0,080	0,100	-	-	-	-
Ø6,1-8	-	-	-	-	-	-	-	-	0,125	0,100	0,125	-	-	-	-
Ø8,1-10	-	-	-	-	-	-	-	-	0,160	0,125	0,160	-	-	-	-
Ø10,1-12	-	-	-	-	-	-	-	-	0,160	0,125	0,160	-	-	-	-
Ø12,1-16	-	-	-	-	-	-	-	-	0,200	0,160	0,200	-	-	-	-
Ø16,1-20	-	-	-	-	-	-	-	-	0,250	0,200	0,250	-	-	-	-



DIN 6535 HA		DIN 6535 HE		Dc	Ds	Ls	Ln	Dn	Lt	r/c	z
PLDIC203D126030SIK	PLDIE203D126030SIK	12,6	14	60	-	-	107	-	2		
PLDIC203D127030SIK	PLDIE203D127030SIK	12,7	14	60	-	-	107	-	2		
PLDIC203D128030SIK	PLDIE203D128030SIK	12,8	14	60	-	-	107	-	2		
PLDIC203D129030SIK	PLDIE203D129030SIK	12,9	14	60	-	-	107	-	2		
PLDIC203D130030SIK	PLDIE203D130030SIK	13,0	14	60	-	-	107	-	2		
PLDIC203D131030SIK	PLDIE203D131030SIK	13,1	14	60	-	-	107	-	2		
PLDIC203D132030SIK	PLDIE203D132030SIK	13,2	14	60	-	-	107	-	2		
PLDIC203D133030SIK	PLDIE203D133030SIK	13,3	14	60	-	-	107	-	2		
PLDIC203D134030SIK	PLDIE203D134030SIK	13,4	14	60	-	-	107	-	2		
PLDIC203D135030SIK	PLDIE203D135030SIK	13,5	14	60	-	-	107	-	2		
PLDIC203D136030SIK	PLDIE203D136030SIK	13,6	14	60	-	-	107	-	2		
PLDIC203D137030SIK	PLDIE203D137030SIK	13,7	14	60	-	-	107	-	2		
PLDIC203D138030SIK	PLDIE203D138030SIK	13,8	14	60	-	-	107	-	2		
PLDIC203D139030SIK	PLDIE203D139030SIK	13,9	14	60	-	-	107	-	2		
PLDIC203D140030SIK	PLDIE203D140030SIK	14,0	14	60	-	-	107	-	2		
PLDIC203D141030SIK	PLDIE203D141030SIK	14,1	16	65	-	-	115	-	2		
PLDIC203D142030SIK	PLDIE203D142030SIK	14,2	16	65	-	-	115	-	2		
PLDIC203D143030SIK	PLDIE203D143030SIK	14,3	16	65	-	-	115	-	2		
PLDIC203D144030SIK	PLDIE203D144030SIK	14,4	16	65	-	-	115	-	2		
PLDIC203D145030SIK	PLDIE203D145030SIK	14,5	16	65	-	-	115	-	2		
PLDIC203D146030SIK	PLDIE203D146030SIK	14,6	16	65	-	-	115	-	2		
PLDIC203D147030SIK	PLDIE203D147030SIK	14,7	16	65	-	-	115	-	2		
PLDIC203D148030SIK	PLDIE203D148030SIK	14,8	16	65	-	-	115	-	2		
PLDIC203D149030SIK	PLDIE203D149030SIK	14,9	16	65	-	-	115	-	2		
PLDIC203D150030SIK	PLDIE203D150030SIK	15,0	16	65	-	-	115	-	2		
PLDIC203D151030SIK	PLDIE203D151030SIK	15,1	16	65	-	-	115	-	2		
PLDIC203D152030SIK	PLDIE203D152030SIK	15,2	16	65	-	-	115	-	2		
PLDIC203D153030SIK	PLDIE203D153030SIK	15,3	16	65	-	-	115	-	2		
PLDIC203D154030SIK	PLDIE203D154030SIK	15,4	16	65	-	-	115	-	2		
PLDIC203D155030SIK	PLDIE203D155030SIK	15,5	16	65	-	-	115	-	2		
PLDIC203D156030SIK	PLDIE203D156030SIK	15,6	16	65	-	-	115	-	2		
PLDIC203D157030SIK	PLDIE203D157030SIK	15,7	16	65	-	-	115	-	2		

	P1	P2	P3	H1	H2	H3	K1	K2	M1	M2	S1	S2	N1	N2	G
Vc	-	-	-	-	-	-	-	-	70	70	40	40	-	-	-



 fn	P1	P2	P3	H1	H2	H3	K1	K2	M1	M2	S1	S2	N1	N2	G
Ø0-2	-	-	-	-	-	-	-	-	-	-	-	-	-	-	-
Ø2,1-2,5	-	-	-	-	-	-	-	-	-	-	-	-	-	-	-
Ø2,5-3	-	-	-	-	-	-	-	-	0,063	0,050	0,063	-	-	-	-
Ø3,1-4	-	-	-	-	-	-	-	-	0,080	0,063	0,080	-	-	-	-
Ø4,1-5	-	-	-	-	-	-	-	-	0,080	0,063	0,080	-	-	-	-
Ø5,1-6	-	-	-	-	-	-	-	-	0,100	0,080	0,100	-	-	-	-
Ø6,1-8	-	-	-	-	-	-	-	-	0,125	0,100	0,125	-	-	-	-
Ø8,1-10	-	-	-	-	-	-	-	-	0,160	0,125	0,160	-	-	-	-
Ø10,1-12	-	-	-	-	-	-	-	-	0,160	0,125	0,160	-	-	-	-
Ø12,1-16	-	-	-	-	-	-	-	-	0,200	0,160	0,200	-	-	-	-
Ø16,1-20	-	-	-	-	-	-	-	-	0,250	0,200	0,250	-	-	-	-

3xD

AlCr



m7

140°



DIN 6535 HA	DIN 6535 HE	Dc	Ds	Ls	Ln	Dn	Lt	r/c	z
PLDIC203D15803OSIK	PLDIE203D15803OSIK	15,8	16	65	-	-	115	-	2
PLDIC203D15903OSIK	PLDIE203D15903OSIK	15,9	16	65	-	-	115	-	2
PLDIC203D16003OSIK	PLDIE203D16003OSIK	16,0	16	65	-	-	115	-	2
PLDIC203D16503OSIK	PLDIE203D16503OSIK	16,5	18	73	-	-	123	-	2
PLDIC203D16703OSIK	PLDIE203D16703OSIK	16,7	18	73	-	-	123	-	2
PLDIC203D16903OSIK	PLDIE203D16903OSIK	16,9	18	73	-	-	123	-	2
PLDIC203D17003OSIK	PLDIE203D17003OSIK	17,0	18	73	-	-	123	-	2
PLDIC203D17503OSIK	PLDIE203D17503OSIK	17,5	18	73	-	-	123	-	2
PLDIC203D17703OSIK	PLDIE203D17703OSIK	17,7	18	73	-	-	123	-	2
PLDIC203D17903OSIK	PLDIE203D17903OSIK	17,9	18	73	-	-	123	-	2
PLDIC203D18003OSIK	PLDIE203D18003OSIK	18,0	18	73	-	-	123	-	2
PLDIC203D18503OSIK	PLDIE203D18503OSIK	18,5	20	79	-	-	131	-	2
PLDIC203D18703OSIK	PLDIE203D18703OSIK	18,7	20	79	-	-	131	-	2
PLDIC203D18903OSIK	PLDIE203D18903OSIK	18,9	20	79	-	-	131	-	2
PLDIC203D19003OSIK	PLDIE203D19003OSIK	19,0	20	79	-	-	131	-	2
PLDIC203D19503OSIK	PLDIE203D19503OSIK	19,5	20	79	-	-	131	-	2
PLDIC203D19703OSIK	PLDIE203D19703OSIK	19,7	20	79	-	-	131	-	2
PLDIC203D19903OSIK	PLDIE203D19903OSIK	19,9	20	79	-	-	131	-	2
PLDIC203D20003OSIK	PLDIE203D20003OSIK	20,0	20	79	-	-	131	-	2

P1

P2

P3

H1

H2

H3

K1

K2

M1

M2

S1

S2

N1

N2

G

Vc

-

-

-

-

-

-

-

-

70

70


40


40

-

-

-





 fn	P1	P2	P3	H1	H2	H3	K1	K2	M1	M2	S1	S2	N1	N2	G
Ø0-2	-	-	-	-	-	-	-	-	-	-	-	-	-	-	-
Ø2,1-2,5	-	-	-	-	-	-	-	-	-	-	-	-	-	-	-
Ø2,5-3	-	-	-	-	-	-	-	-	0,063	0,050	0,063	-	-	-	-
Ø3,1-4	-	-	-	-	-	-	-	-	0,080	0,063	0,080	-	-	-	-
Ø4,1-5	-	-	-	-	-	-	-	-	0,080	0,063	0,080	-	-	-	-
Ø5,1-6	-	-	-	-	-	-	-	-	0,100	0,080	0,100	-	-	-	-
Ø6,1-8	-	-	-	-	-	-	-	-	0,125	0,100	0,125	-	-	-	-
Ø8,1-10	-	-	-	-	-	-	-	-	0,160	0,125	0,160	-	-	-	-
Ø10,1-12	-	-	-	-	-	-	-	-	0,160	0,125	0,160	-	-	-	-
Ø12,1-16	-	-	-	-	-	-	-	-	0,200	0,160	0,200	-	-	-	-
Ø16,1-20	-	-	-	-	-	-	-	-	0,250	0,200	0,250	-	-	-	-



DIN 6535 HA	DIN 6535 HE	Dc	Ds	Ls	Ln	Dn	Lt	r/c	z
PLDIC205D030030SIK	PLDIE205D120030SIK	3,0	6	28	-	-	66	-	2
PLDIC205D031030SIK	PLDIE205D031030SIK	3,1	6	28	-	-	66	-	2
PLDIC205D032030SIK	PLDIE205D032030SIK	3,2	6	28	-	-	66	-	2
PLDIC205D033030SIK	PLDIE205D033030SIK	3,3	6	28	-	-	66	-	2
PLDIC205D034030SIK	PLDIE205D034030SIK	3,4	6	28	-	-	66	-	2
PLDIC205D035030SIK	PLDIE205D035030SIK	3,5	6	28	-	-	66	-	2
PLDIC205D036030SIK	PLDIE205D036030SIK	3,6	6	28	-	-	66	-	2
PLDIC205D037030SIK	PLDIE205D037030SIK	3,7	6	28	-	-	66	-	2
PLDIC205D038030SIK	PLDIE205D038030SIK	3,8	6	36	-	-	74	-	2
PLDIC205D039030SIK	PLDIE205D039030SIK	3,9	6	36	-	-	74	-	2
PLDIC205D040030SIK	PLDIE205D040030SIK	4,0	6	36	-	-	74	-	2
PLDIC205D041030SIK	PLDIE205D041030SIK	4,1	6	36	-	-	74	-	2
PLDIC205D042030SIK	PLDIE205D042030SIK	4,2	6	36	-	-	74	-	2
PLDIC205D043030SIK	PLDIE205D043030SIK	4,3	6	36	-	-	74	-	2
PLDIC205D044030SIK	PLDIE205D044030SIK	4,4	6	36	-	-	74	-	2
PLDIC205D045030SIK	PLDIE205D045030SIK	4,5	6	36	-	-	74	-	2
PLDIC205D046030SIK	PLDIE205D046030SIK	4,6	6	36	-	-	74	-	2
PLDIC205D047030SIK	PLDIE205D047030SIK	4,7	6	36	-	-	74	-	2
PLDIC205D048030SIK	PLDIE205D048030SIK	4,8	6	44	-	-	82	-	2
PLDIC205D049030SIK	PLDIE205D049030SIK	4,9	6	44	-	-	82	-	2
PLDIC205D050030SIK	PLDIE205D050030SIK	5,0	6	44	-	-	82	-	2
PLDIC205D051030SIK	PLDIE205D051030SIK	5,1	6	44	-	-	82	-	2
PLDIC205D052030SIK	PLDIE205D052030SIK	5,2	6	44	-	-	82	-	2
PLDIC205D053030SIK	PLDIE205D053030SIK	5,3	6	44	-	-	82	-	2
PLDIC205D054030SIK	PLDIE205D054030SIK	5,4	6	44	-	-	82	-	2
PLDIC205D055030SIK	PLDIE205D055030SIK	5,5	6	44	-	-	82	-	2
PLDIC205D056030SIK	PLDIE205D056030SIK	5,6	6	44	-	-	82	-	2
PLDIC205D057030SIK	PLDIE205D057030SIK	5,7	6	44	-	-	82	-	2
PLDIC205D058030SIK	PLDIE205D058030SIK	5,8	6	44	-	-	82	-	2
PLDIC205D059030SIK	PLDIE205D059030SIK	5,9	6	44	-	-	82	-	2
PLDIC205D060030SIK	PLDIE205D060030SIK	6,0	6	44	-	-	82	-	2
PLDIC205D061030SIK	PLDIE205D061030SIK	6,1	8	53	-	-	91	-	2

	P1	P2	P3	H1	H2	H3	K1	K2	M1	M2	S1	S2	N1	N2	G
Vc	-	-	-	-	-	-	-	-	70	70	40	40	-	-	-




 fn	P1	P2	P3	H1	H2	H3	K1	K2	M1	M2	S1	S2	N1	N2	G
Ø0-2	-	-	-	-	-	-	-	-	-	-	-	-	-	-	-
Ø2,1-2,5	-	-	-	-	-	-	-	-	-	-	-	-	-	-	-
Ø2,5-3	-	-	-	-	-	-	-	-	0,063	0,050	0,063	-	-	-	-
Ø3,1-4	-	-	-	-	-	-	-	-	0,080	0,063	0,080	-	-	-	-
Ø4,1-5	-	-	-	-	-	-	-	-	0,080	0,063	0,080	-	-	-	-
Ø5,1-6	-	-	-	-	-	-	-	-	0,100	0,080	0,100	-	-	-	-
Ø6,1-8	-	-	-	-	-	-	-	-	0,125	0,100	0,125	-	-	-	-
Ø8,1-10	-	-	-	-	-	-	-	-	0,160	0,125	0,160	-	-	-	-
Ø10,1-12	-	-	-	-	-	-	-	-	0,160	0,125	0,160	-	-	-	-
Ø12,1-16	-	-	-	-	-	-	-	-	0,200	0,160	0,200	-	-	-	-
Ø16,1-20	-	-	-	-	-	-	-	-	0,250	0,200	0,250	-	-	-	-



DIN 6535 HA	DIN 6535 HE	Dc	Ds	Ls	Ln	Dn	Lt	r/c	z
PLDIC205D062030SIK	PLDIE205D062030SIK	6,2	8	53	-	-	91	-	2
PLDIC205D063030SIK	PLDIE205D063030SIK	6,3	8	53	-	-	91	-	2
PLDIC205D064030SIK	PLDIE205D064030SIK	6,4	8	53	-	-	91	-	2
PLDIC205D065030SIK	PLDIE205D065030SIK	6,5	8	53	-	-	91	-	2
PLDIC205D066030SIK	PLDIE205D066030SIK	6,6	8	53	-	-	91	-	2
PLDIC205D067030SIK	PLDIE205D067030SIK	6,7	8	53	-	-	91	-	2
PLDIC205D068030SIK	PLDIE205D068030SIK	6,8	8	53	-	-	91	-	2
PLDIC205D069030SIK	PLDIE205D069030SIK	6,9	8	53	-	-	91	-	2
PLDIC205D070030SIK	PLDIE205D070030SIK	7,0	8	53	-	-	91	-	2
PLDIC205D071030SIK	PLDIE205D071030SIK	7,1	8	53	-	-	91	-	2
PLDIC205D072030SIK	PLDIE205D072030SIK	7,2	8	53	-	-	91	-	2
PLDIC205D073030SIK	PLDIE205D073030SIK	7,3	8	53	-	-	91	-	2
PLDIC205D074030SIK	PLDIE205D074030SIK	7,4	8	53	-	-	91	-	2
PLDIC205D075030SIK	PLDIE205D075030SIK	7,5	8	53	-	-	91	-	2
PLDIC205D076030SIK	PLDIE205D076030SIK	7,6	8	53	-	-	91	-	2
PLDIC205D077030SIK	PLDIE205D077030SIK	7,7	8	53	-	-	91	-	2
PLDIC205D078030SIK	PLDIE205D078030SIK	7,8	8	53	-	-	91	-	2
PLDIC205D079030SIK	PLDIE205D079030SIK	7,9	8	53	-	-	91	-	2
PLDIC205D080030SIK	PLDIE205D080030SIK	8,0	8	53	-	-	91	-	2
PLDIC205D081030SIK	PLDIE205D081030SIK	8,1	10	61	-	-	103	-	2
PLDIC205D082030SIK	PLDIE205D082030SIK	8,2	10	61	-	-	103	-	2
PLDIC205D083030SIK	PLDIE205D083030SIK	8,3	10	61	-	-	103	-	2
PLDIC205D083030SIK	PLDIE205D084030SIK	8,4	10	61	-	-	103	-	2
PLDIC205D085030SIK	PLDIE205D085030SIK	8,5	10	61	-	-	103	-	2
PLDIC205D086030SIK	PLDIE205D086030SIK	8,6	10	61	-	-	103	-	2
PLDIC205D087030SIK	PLDIE205D087030SIK	8,7	10	61	-	-	103	-	2
PLDIC205D088030SIK	PLDIE205D088030SIK	8,8	10	61	-	-	103	-	2
PLDIC205D089030SIK	PLDIE205D089030SIK	8,9	10	61	-	-	103	-	2
PLDIC205D090030SIK	PLDIE205D090030SIK	9,0	10	61	-	-	103	-	2
PLDIC205D091030SIK	PLDIE205D091030SIK	9,1	10	61	-	-	103	-	2
PLDIC205D092030SIK	PLDIE205D092030SIK	9,2	10	61	-	-	103	-	2
PLDIC205D093030SIK	PLDIE205D093030SIK	9,3	10	61	-	-	103	-	2

	P1	P2	P3	H1	H2	H3	K1	K2	M1	M2	S1	S2	N1	N2	G
Vc	-	-	-	-	-	-	-	-	70	70	40	40	-	-	-




fn	P1	P2	P3	H1	H2	H3	K1	K2	M1	M2	S1	S2	N1	N2	G
Ø0-2	-	-	-	-	-	-	-	-	-	-	-	-	-	-	-
Ø2,1-2,5	-	-	-	-	-	-	-	-	-	-	-	-	-	-	-
Ø2,5-3	-	-	-	-	-	-	-	-	0,063	0,050	0,063	-	-	-	-
Ø3,1-4	-	-	-	-	-	-	-	-	0,080	0,063	0,080	-	-	-	-
Ø4,1-5	-	-	-	-	-	-	-	-	0,080	0,063	0,080	-	-	-	-
Ø5,1-6	-	-	-	-	-	-	-	-	0,100	0,080	0,100	-	-	-	-
Ø6,1-8	-	-	-	-	-	-	-	-	0,125	0,100	0,125	-	-	-	-
Ø8,1-10	-	-	-	-	-	-	-	-	0,160	0,125	0,160	-	-	-	-
Ø10,1-12	-	-	-	-	-	-	-	-	0,160	0,125	0,160	-	-	-	-
Ø12,1-16	-	-	-	-	-	-	-	-	0,200	0,160	0,200	-	-	-	-
Ø16,1-20	-	-	-	-	-	-	-	-	0,250	0,200	0,250	-	-	-	-



DIN 6535 HA	DIN 6535 HE	Dc	Ds	Ls	Ln	Dn	Lt	r/c	z
PLDIC205D094030SIK	PLDIE205D094030SIK	9,4	10	61	-	-	103	-	2
PLDIC205D095030SIK	PLDIE205D095030SIK	9,5	10	61	-	-	103	-	2
PLDIC205D096030SIK	PLDIE205D096030SIK	9,6	10	61	-	-	103	-	2
PLDIC205D097030SIK	PLDIE205D097030SIK	9,7	10	61	-	-	103	-	2
PLDIC205D098030SIK	PLDIE205D098030SIK	9,8	10	61	-	-	103	-	2
PLDIC205D099030SIK	PLDIE205D099030SIK	9,9	10	61	-	-	103	-	2
PLDIC205D100030SIK	PLDIE205D100030SIK	10,0	10	61	-	-	103	-	2
PLDIC205D101030SIK	PLDIE205D101030SIK	10,1	12	71	-	-	118	-	2
PLDIC205D102030SIK	PLDIE205D102030SIK	10,2	12	71	-	-	118	-	2
PLDIC205D103030SIK	PLDIE205D103030SIK	10,3	12	71	-	-	118	-	2
PLDIC205D104030SIK	PLDIE205D104030SIK	10,4	12	71	-	-	118	-	2
PLDIC205D105030SIK	PLDIE205D105030SIK	10,5	12	71	-	-	118	-	2
PLDIC205D106030SIK	PLDIE205D106030SIK	10,6	12	71	-	-	118	-	2
PLDIC205D107030SIK	PLDIE205D107030SIK	10,7	12	71	-	-	118	-	2
PLDIC205D108030SIK	PLDIE205D108030SIK	10,8	12	71	-	-	118	-	2
PLDIC205D109030SIK	PLDIE205D109030SIK	10,9	12	71	-	-	118	-	2
PLDIC205D110030SIK	PLDIE205D110030SIK	11,0	12	71	-	-	118	-	2
PLDIC205D111030SIK	PLDIE205D111030SIK	11,1	12	71	-	-	118	-	2
PLDIC205D112030SIK	PLDIE205D112030SIK	11,2	12	71	-	-	118	-	2
PLDIC205D113030SIK	PLDIE205D113030SIK	11,3	12	71	-	-	118	-	2
PLDIC205D114030SIK	PLDIE205D114030SIK	11,4	12	71	-	-	118	-	2
PLDIC205D115030SIK	PLDIE205D115030SIK	11,5	12	71	-	-	118	-	2
PLDIC205D116030SIK	PLDIE205D116030SIK	11,6	12	71	-	-	118	-	2
PLDIC205D117030SIK	PLDIE205D117030SIK	11,7	12	71	-	-	118	-	2
PLDIC205D118030SIK	PLDIE205D118030SIK	11,8	12	71	-	-	118	-	2
PLDIC205D119030SIK	PLDIE205D119030SIK	11,9	12	71	-	-	118	-	2
PLDIC205D120030SIK	PLDIE205D120030SIK	12,0	12	71	-	-	118	-	2
PLDIC205D121030SIK	PLDIE205D121030SIK	12,1	14	77	-	-	124	-	2
PLDIC205D122030SIK	PLDIE205D122030SIK	12,2	14	77	-	-	124	-	2
PLDIC205D123030SIK	PLDIE205D123030SIK	12,3	14	77	-	-	124	-	2
PLDIC205D124030SIK	PLDIE205D124030SIK	12,4	14	77	-	-	124	-	2
PLDIC205D125030SIK	PLDIE205D125030SIK	12,5	14	77	-	-	124	-	2

	P1	P2	P3	H1	H2	H3	K1	K2	M1	M2	S1	S2	N1	N2	G
Vc	-	-	-	-	-	-	-	-	70	70	40	40	-	-	-




fn	P1	P2	P3	H1	H2	H3	K1	K2	M1	M2	S1	S2	N1	N2	G
Ø0-2	-	-	-	-	-	-	-	-	-	-	-	-	-	-	-
Ø2,1-2,5	-	-	-	-	-	-	-	-	-	-	-	-	-	-	-
Ø2,5-3	-	-	-	-	-	-	-	-	0,063	0,050	0,063	-	-	-	-
Ø3,1-4	-	-	-	-	-	-	-	-	0,080	0,063	0,080	-	-	-	-
Ø4,1-5	-	-	-	-	-	-	-	-	0,080	0,063	0,080	-	-	-	-
Ø5,1-6	-	-	-	-	-	-	-	-	0,100	0,080	0,100	-	-	-	-
Ø6,1-8	-	-	-	-	-	-	-	-	0,125	0,100	0,125	-	-	-	-
Ø8,1-10	-	-	-	-	-	-	-	-	0,160	0,125	0,160	-	-	-	-
Ø10,1-12	-	-	-	-	-	-	-	-	0,160	0,125	0,160	-	-	-	-
Ø12,1-16	-	-	-	-	-	-	-	-	0,200	0,160	0,200	-	-	-	-
Ø16,1-20	-	-	-	-	-	-	-	-	0,250	0,200	0,250	-	-	-	-



DIN 6535 HA		DIN 6535 HE		Dc	Ds	Ls	Ln	Dn	Lt	r/c	z
PLDIC205D126030SIK	PLDIE205D126030SIK	12,6	14	77	-	-	124	-	2		
PLDIC205D127030SIK	PLDIE205D127030SIK	12,7	14	77	-	-	124	-	2		
PLDIC205D128030SIK	PLDIE205D128030SIK	12,8	14	77	-	-	124	-	2		
PLDIC205D129030SIK	PLDIE205D129030SIK	12,9	14	77	-	-	124	-	2		
PLDIC205D130030SIK	PLDIE205D130030SIK	13,0	14	77	-	-	124	-	2		
PLDIC205D131030SIK	PLDIE205D131030SIK	13,1	14	77	-	-	124	-	2		
PLDIC205D132030SIK	PLDIE205D132030SIK	13,2	14	77	-	-	124	-	2		
PLDIC205D133030SIK	PLDIE205D133030SIK	13,3	14	77	-	-	124	-	2		
PLDIC205D134030SIK	PLDIE205D134030SIK	13,4	14	77	-	-	124	-	2		
PLDIC205D135030SIK	PLDIE205D135030SIK	13,5	14	77	-	-	124	-	2		
PLDIC205D136030SIK	PLDIE205D136030SIK	13,6	14	77	-	-	124	-	2		
PLDIC205D137030SIK	PLDIE205D137030SIK	13,7	14	77	-	-	124	-	2		
PLDIC205D138030SIK	PLDIE205D138030SIK	13,8	14	77	-	-	124	-	2		
PLDIC205D139030SIK	PLDIE205D139030SIK	13,9	14	77	-	-	124	-	2		
PLDIC205D140030SIK	PLDIE205D140030SIK	14,0	14	77	-	-	124	-	2		
PLDIC205D141030SIK	PLDIE205D141030SIK	14,1	16	83	-	-	133	-	2		
PLDIC205D142030SIK	PLDIE205D142030SIK	14,2	16	83	-	-	133	-	2		
PLDIC205D143030SIK	PLDIE205D143030SIK	14,3	16	83	-	-	133	-	2		
PLDIC205D144030SIK	PLDIE205D144030SIK	14,4	16	83	-	-	133	-	2		
PLDIC205D145030SIK	PLDIE205D145030SIK	14,5	16	83	-	-	133	-	2		
PLDIC205D146030SIK	PLDIE205D146030SIK	14,6	16	83	-	-	133	-	2		
PLDIC205D147030SIK	PLDIE205D147030SIK	14,7	16	83	-	-	133	-	2		
PLDIC205D148030SIK	PLDIE205D148030SIK	14,8	16	83	-	-	133	-	2		
PLDIC205D149030SIK	PLDIE205D149030SIK	14,9	16	83	-	-	133	-	2		
PLDIC205D150030SIK	PLDIE205D150030SIK	15,0	16	83	-	-	133	-	2		
PLDIC205D151030SIK	PLDIE205D151030SIK	15,1	16	83	-	-	133	-	2		
PLDIC205D152030SIK	PLDIE205D152030SIK	15,2	16	83	-	-	133	-	2		
PLDIC205D153030SIK	PLDIE205D153030SIK	15,3	16	83	-	-	133	-	2		
PLDIC205D154030SIK	PLDIE205D154030SIK	15,4	16	83	-	-	133	-	2		
PLDIC205D155030SIK	PLDIE205D155030SIK	15,5	16	83	-	-	133	-	2		
PLDIC205D156030SIK	PLDIE205D156030SIK	15,6	16	83	-	-	133	-	2		
PLDIC205D157030SIK	PLDIE205D157030SIK	15,7	16	83	-	-	133	-	2		

	P1	P2	P3	H1	H2	H3	K1	K2	M1	M2	S1	S2	N1	N2	G
Vc	-	-	-	-	-	-	-	-	70	70	40	40	-	-	-




fn	P1	P2	P3	H1	H2	H3	K1	K2	M1	M2	S1	S2	N1	N2	G
Ø0-2	-	-	-	-	-	-	-	-	-	-	-	-	-	-	-
Ø2,1-2,5	-	-	-	-	-	-	-	-	-	-	-	-	-	-	-
Ø2,5-3	-	-	-	-	-	-	-	-	0,063	0,050	0,063	-	-	-	-
Ø3,1-4	-	-	-	-	-	-	-	-	0,080	0,063	0,080	-	-	-	-
Ø4,1-5	-	-	-	-	-	-	-	-	0,080	0,063	0,080	-	-	-	-
Ø5,1-6	-	-	-	-	-	-	-	-	0,100	0,080	0,100	-	-	-	-
Ø6,1-8	-	-	-	-	-	-	-	-	0,125	0,100	0,125	-	-	-	-
Ø8,1-10	-	-	-	-	-	-	-	-	0,160	0,125	0,160	-	-	-	-
Ø10,1-12	-	-	-	-	-	-	-	-	0,160	0,125	0,160	-	-	-	-
Ø12,1-16	-	-	-	-	-	-	-	-	0,200	0,160	0,200	-	-	-	-
Ø16,1-20	-	-	-	-	-	-	-	-	0,250	0,200	0,250	-	-	-	-



DIN 6535 HA	DIN 6535 HE	Dc	Ds	Ls	Ln	Dn	Lt	r/c	z
PLDIC205D158030SIK	PLDIE205D158030SIK	15,8	16	83	-	-	133	-	2
PLDIC205D159030SIK	PLDIE205D159030SIK	15,9	16	83	-	-	133	-	2
PLDIC205D160030SIK	PLDIE205D160030SIK	16,0	16	83	-	-	133	-	2
PLDIC205D165030SIK	PLDIE205D165030SIK	16,5	18	93	-	-	143	-	2
PLDIC205D167030SIK	PLDIE205D167030SIK	16,7	18	93	-	-	143	-	2
PLDIC205D169030SIK	PLDIE205D169030SIK	16,9	18	93	-	-	143	-	2
PLDIC205D170030SIK	PLDIE205D170030SIK	17,0	18	93	-	-	143	-	2
PLDIC205D175030SIK	PLDIE205D175030SIK	17,5	18	93	-	-	143	-	2
PLDIC205D177030SIK	PLDIE205D177030SIK	17,7	18	93	-	-	143	-	2
PLDIC205D179030SIK	PLDIE205D179030SIK	17,9	18	93	-	-	143	-	2
PLDIC205D180030SIK	PLDIE205D180030SIK	18,0	18	93	-	-	143	-	2
PLDIC205D185030SIK	PLDIE205D185030SIK	18,5	20	101	-	-	153	-	2
PLDIC205D187030SIK	PLDIE205D187030SIK	18,7	20	101	-	-	153	-	2
PLDIC205D189030SIK	PLDIE205D189030SIK	18,9	20	101	-	-	153	-	2
PLDIC205D190030SIK	PLDIE205D190030SIK	19,0	20	101	-	-	153	-	2
PLDIC205D195030SIK	PLDIE205D195030SIK	19,5	20	101	-	-	153	-	2
PLDIC205D197030SIK	PLDIE205D197030SIK	19,7	20	101	-	-	153	-	2
PLDIC205D199030SIK	PLDIE205D199030SIK	19,9	20	101	-	-	153	-	2
PLDIC205D200030SIK	PLDIE205D200030SIK	20,0	20	101	-	-	153	-	2

	P1	P2	P3	H1	H2	H3	K1	K2	M1	M2	S1	S2	N1	N2	G
Vc	-	-	-	-	-	-	-	-	70	70	40	40	-	-	-



























































































































fn	P1	P2	P3	H1	H2	H3	K1	K2	M1	M2	S1	S2	N1	N2	G
Ø0-2	-	-	-	-	-	-	-	-	-	-	-	-	-	-	-
Ø2,1-2,5	-	-	-	-	-	-	-	-	-	-	-	-	-	-	-
Ø2,5-3	-	-	-	-	-	-	-	-	0,063	0,050	0,063	-	-	-	-
Ø3,1-4	-	-	-	-	-	-	-	-	0,080	0,063	0,080	-	-	-	-
Ø4,1-5	-	-	-	-	-	-	-	-	0,080	0,063	0,080	-	-	-	-
Ø5,1-6	-	-	-	-	-	-	-	-	0,100	0,080	0,100	-	-	-	-
Ø6,1-8	-	-	-	-	-	-	-	-	0,125	0,100	0,125	-	-	-	-
Ø8,1-10	-	-	-	-	-	-	-	-	0,160	0,125	0,160	-	-	-	-
Ø10,1-12	-	-	-	-	-	-	-	-	0,160	0,125	0,160	-	-	-	-
Ø12,1-16	-	-	-	-	-	-	-	-	0,200	0,160	0,200	-	-	-	-
Ø16,1-20	-	-	-	-	-	-	-	-	0,250	0,200	0,250	-	-	-	-

Notes




I S O - N



z=1			z=2		z=3						
											
410-411	412-113	414-415	416-417	418-419	422-423	424-425	426-427	428-431	432-433	434-437	438-439
$\lambda=20^\circ$	$\lambda=25^\circ$	$\lambda=30^\circ$	$\lambda=20^\circ$	$\lambda=45^\circ$	$\lambda=20^\circ$	$\lambda=45^\circ$	$\lambda=44^\circ=45^\circ=46^\circ$	$\lambda=44^\circ=45^\circ=46^\circ$	$\lambda=44^\circ=45^\circ=46^\circ$	$\lambda=44^\circ=45^\circ=46^\circ$	$\lambda=44^\circ=45^\circ=46^\circ$
Blank	Blank	Blank	Blank	Blank	Blank	Blank	Blank	Blank	Blank	Blank	ZrN
$c[45^\circ]$ 0,05-0,12	$c[45^\circ]$ 0,05-0,12	$c[45^\circ]$ 0,05-0,12	90°	$c[45^\circ]$ 0,05-0,20	90°	$c[45^\circ]$ 0,05-0,20	90°	r 0,10-6,35	90°	r 0,10-6,35	r 0,20-0,60
Dc 3-12	Dc 3-12	Dc 3-12	Dc 3-20	Dc 3-20	Dc 3-20	Dc 3-20	Dc 3-25	Dc 3-25	Dc 3-25	Dc 3-25	Dc 6-25
Lc 8-26	Lc 8-26	Lc 8-26	Lc 8-38	Lc 8-38	Lc 8-38	Lc 8-38	Lc 7-55	Lc 7-55	Lc 5-42	Lc 5-42	Lc 15-50
											
											
N1 (2*) N2 (2*)	N1 (2*) N2 (2*)	N1 (2*) N2 (2*)	N1 (2*) N2 (2*)	N1 (2*) N2 (2*)	N1 (2*) N2 (2*)	N1 (2*) N2 (2*)	N1 (3*) N2 (3*)	N1 (3*) N2 (3*)	N1 (3*) N2 (3*)	N1 (3*) N2 (3*)	N1 (3*) N2 (3*)
											
											
											
											
											
											
											

HIGHLIGHT 1 | 4  420

HIGHLIGHT 2 | 4  421



HIGHLIGHT 3 | 4  446

z=3	z=3 IK			z=4			R			
440-441	442-443	444-445	448-449	450-451	452-453	454-455	456-457	458-461	462-465	466-467
ZrN	ta-C	ta-C	ZrN	ZrN	Blank	Blank	Blank	Blank	Blank	ZrN
Dc 6-25	Dc 6-25	Dc 6-25	Dc 4-20	Dc 4-20	Dc 4-20	Dc 4-20	Dc 6-20	Dc 3-25	Dc 3-25	Dc 6-25
Lc 7-26	Lc 15-50	Lc 7-26	Lc 12-60	Lc 16-80	Lc 15-60	Lc 16-80	Lc 13-38	Lc 7-55	Lc 5-42	Lc 13-52



DIN 6535 HA	DIN 6535 HB	Dc	Ds	Lc	Ln	Dn	Lt	c	z
BLC1X03020S	-	3,0	6	8	-	-	57	0,05	1
BLC1X04020S	-	4,0	6	11	-	-	57	0,05	1
BLC1X05020S	-	5,0	6	13	-	-	62	0,05	1
BLC1X06020S	-	6,0	6	13	-	-	62	0,06	1
BLC1X08020S	-	8,0	8	19	-	-	70	0,08	1
BLC1X10020S	-	10,0	10	22	-	-	80	0,10	1
BLC1X12020S	-	12,0	12	26	-	-	93	0,12	1

Vc	P1	P2	P3	H1	H2	H3	K1	K2	M1	M2	S1	S2	N1	N2	G
	-	-	-	-	-	-	-	-	-	-	-	-	250	200	-





	Ap [min]	Ap [max]	Ae [max]	fz
	$0,3 * D_c$	Lc	$0,5 * D_c$	$0,0110 * D_c$
	$0,3 * D_c$	Lc	$1 * D_c$	$0,0075 * D_c$
	-	-	-	-
	-	-	-	-
	-	$1 * L_c$	$1 * D_c$	$0,0040 * D_c$
	-	-	-	-
	-	-	-	-



DIN 6535 HA	DIN 6535 HB	Dc	Ds	Lc	Ln	Dn	Lt	c	z
BLC1S03025S	-	3,0	6	8	-	-	50	0,05	1
BLC1S04025S	-	4,0	6	11	-	-	54	0,05	1
BLC1S05025S	-	5,0	6	13	-	-	54	0,05	1
BLC1S06025S	-	6,0	6	13	-	-	54	0,06	1
BLC1S08025S	-	8,0	8	19	-	-	58	0,08	1
BLC1S10025S	-	10,0	10	22	-	-	66	0,10	1
BLC1S12025S	-	12,0	12	26	-	-	73	0,12	1

Vc	P1	P2	P3	H1	H2	H3	K1	K2	M1	M2	S1	S2	N1	N2	G
-	-	-	-	-	-	-	-	-	-	-	-	-	250	200	-





A_p [min]	A_p [max]	A_e [max]	f_z
$0,3 * D_c$	L_c	$0,5 * D_c$	$0,0110 * D_c$
$0,3 * D_c$	L_c	$1 * D_c$	$0,0075 * D_c$
-	-	-	-
-	-	-	-
-	$1 * L_c$	$1 * D_c$	$0,0040 * D_c$
-	-	-	-
-	-	-	-



DIN 6535 HA	DIN 6535 HB	Dc	Ds	Lc	Ln	Dn	Lt	c	z
BLC1S03030S	-	3,0	6	8	-	-	50	0,05	1
BLC1S04030S	-	4,0	6	11	-	-	54	0,05	1
BLC1S05030S	-	5,0	6	13	-	-	54	0,05	1
BLC1S06030S	-	6,0	6	13	-	-	54	0,06	1
BLC1S08030S	-	8,0	8	19	-	-	58	0,08	1
BLC1S10030S	-	10,0	10	22	-	-	66	0,10	1
BLC1S12030S	-	12,0	12	26	-	-	73	0,12	1

Vc	P1	P2	P3	H1	H2	H3	K1	K2	M1	M2	S1	S2	N1	N2	G
	-	-	-	-	-	-	-	-	-	-	-	-	250	200	-












	Ap [min]	Ap [max]	Ae [max]	fz
	$0,3 * D_c$	Lc	$0,5 * D_c$	$0,0110 * D_c$
	$0,3 * D_c$	Lc	$1 * D_c$	$0,0075 * D_c$
	-	-	-	-
	-	-	-	-
	-	$1 * L_c$	$1 * D_c$	$0,0040 * D_c$
	-	-	-	-
	-	-	-	-



DIN 6535 HA	DIN 6535 HB	Dc	Ds	Lc	Ln	Dn	Lt	r/c	z
BLC2L03020S	BLW2L03020S	3,0	6	8	-	-	57	-	2
BLC2L03520S	BLW2L03520S	3,5	6	10	-	-	57	-	2
BLC2L04020S	BLW2L04020S	4,0	6	11	-	-	57	-	2
BLC2L04520S	BLW2L04520S	4,5	6	11	-	-	57	-	2
BLC2L05020S	BLW2L05020S	5,0	6	13	-	-	57	-	2
BLC2L06020S	BLW2L06020S	6,0	6	13	-	-	57	-	2
BLC2L07020S	BLW2L07020S	7,0	8	16	-	-	63	-	2
BLC2L08020S	BLW2L08020S	8,0	8	19	-	-	63	-	2
BLC2L09020S	BLW2L09020S	9,0	10	19	-	-	72	-	2
BLC2L10020S	BLW2L10020S	10,0	10	22	-	-	72	-	2
BLC2L12020S	BLW2L12020S	12,0	12	26	-	-	83	-	2
BLC2L14020S	BLW2L14020S	14,0	14	26	-	-	83	-	2
BLC2L16020S	BLW2L16020S	16,0	16	32	-	-	92	-	2
BLC2L18020S	BLW2L18020S	18,0	18	32	-	-	92	-	2
BLC2L20020S	BLW2L20020S	20,0	20	38	-	-	104	-	2

Vc	P1	P2	P3	H1	H2	H3	K1	K2	M1	M2	S1	S2	N1	N2	G
	-	-	-	-	-	-	-	-	-	-	-	-	250	200	-











	Ap [min]	Ap [max]	Ae [max]	fz
	0,3*Dc	Lc	0,5*Dc	0,0110*Dc
	0,3*Dc	Lc	1*Dc	0,0075*Dc
	-	-	-	-
	-	-	-	-
	-	-	-	-
	-	-	-	-
	-	-	-	-



DIN 6535 HA	DIN 6535 HB	Dc	Ds	Lc	Ln	Dn	Lt	c	z
BLC2L03045S	BLW2L03045S	3,0	6	8	-	-	57	0,05	2
BLC2L03545S	BLW2L03545S	3,5	6	10	-	-	57	0,05	2
BLC2L04045S	BLW2L04045S	4,0	6	11	-	-	57	0,05	2
BLC2L04545S	BLW2L04545S	4,5	6	11	-	-	57	0,05	2
BLC2L05045S	BLW2L05045S	5,0	6	13	-	-	57	0,05	2
BLC2L06045S	BLW2L06045S	6,0	6	13	-	-	57	0,06	2
BLC2L07045S	BLW2L07045S	7,0	8	16	-	-	63	0,07	2
BLC2L08045S	BLW2L08045S	8,0	8	19	-	-	63	0,08	2
BLC2L09045S	BLW2L09045S	9,0	10	19	-	-	72	0,09	2
BLC2L10045S	BLW2L10045S	10,0	10	22	-	-	72	0,10	2
BLC2L12045S	BLW2L12045S	12,0	12	26	-	-	83	0,12	2
BLC2L14045S	BLW2L14045S	14,0	14	26	-	-	83	0,14	2
BLC2L16045S	BLW2L16045S	16,0	16	32	-	-	92	0,16	2
BLC2L18045S	BLW2L18045S	18,0	18	32	-	-	92	0,18	2
BLC2L20045S	BLW2L20045S	20,0	20	38	-	-	104	0,20	2

Vc	P1	P2	P3	H1	H2	H3	K1	K2	M1	M2	S1	S2	N1	N2	G
	-	-	-	-	-	-	-	-	-	-	-	-	250	200	-



	Ap [min]	Ap [max]	Ae [max]	fz
	$0,3 * D_c$	Lc	$0,5 * D_c$	$0,0110 * D_c$
	$0,3 * D_c$	Lc	$1 * D_c$	$0,0075 * D_c$
	-	-	-	-
	-	-	-	-
	-	-	-	-
	-	-	-	-
	-	-	-	-



BLC3X12035XRVT200 |
□ 462-465

BLC3X12035RVNT200 |
□ 458-461


Ln
4xD

Dc
3-25

Ln
5xD

Dc
3-25





BLC3X12045XVNT200 |
□ 434-437



BLC3X12045VN |
□ 426-427





DIN 6535 HA	DIN 6535 HB	Dc	Ds	Lc	Ln	Dn	Lt	r/c	z
BLC3L03020S	BLW3L03020S	3,0	6	8	-	-	57	-	3
BLC3L03520S	BLW3L03520S	3,5	6	10	-	-	57	-	3
BLC3L04020S	BLW3L04020S	4,0	6	10	-	-	57	-	3
BLC3L04520S	BLW3L04520S	4,5	6	11	-	-	57	-	3
BLC3L05020S	BLW3L05020S	5,0	6	13	-	-	57	-	3
BLC3L06020S	BLW3L06020S	6,0	6	13	-	-	57	-	3
BLC3L08020S	BLW3L08020S	8,0	8	19	-	-	63	-	3
BLC3L10020S	BLW3L10020S	10,0	10	22	-	-	72	-	3
BLC3L12020S	BLW3L12020S	12,0	12	26	-	-	83	-	3
BLC3L14020S	BLW3L14020S	14,0	14	26	-	-	83	-	3
BLC3L16020S	BLW3L16020S	16,0	16	32	-	-	92	-	3
BLC3L18020S	BLW3L18020S	18,0	18	32	-	-	92	-	3
BLC3L20020S	BLW3L20020S	20,0	20	38	-	-	104	-	3

Vc	P1	P2	P3	H1	H2	H3	K1	K2	M1	M2	S1	S2	N1	N2	G
	-	-	-	-	-	-	-	-	-	-	-	-	250	200	-










	Ap [min]	Ap [max]	Ae [max]	fz
	0,3*Dc	Lc	0,5*Dc	0,0110*Dc
	0,3*Dc	Lc	1*Dc	0,0075*Dc
	-	-	-	-
	-	-	-	-
	-	-	-	-
	-	-	-	-



DIN 6535 HA	DIN 6535 HB	Dc	Ds	Lc	Ln	Dn	Lt	c	z
BLC3L03045A	BLW3L03045A	3,0	6	8	-	-	57	0,05	3
BLC3L03545A	BLW3L03545A	3,5	6	10	-	-	57	0,05	3
BLC3L04045A	BLW3L04045A	4,0	6	11	-	-	57	0,05	3
BLC3L04545A	BLW3L04545A	4,5	6	11	-	-	57	0,05	3
BLC3L05045A	BLW3L05045A	5,0	6	13	-	-	57	0,05	3
BLC3L06045A	BLW3L06045A	6,0	6	13	-	-	57	0,06	3
BLC3L08045A	BLW3L08045A	8,0	8	19	-	-	63	0,08	3
BLC3L10045A	BLW3L10045A	10,0	10	22	-	-	72	0,10	3
BLC3L12045A	BLW3L12045A	12,0	12	26	-	-	83	0,12	3
BLC3L14045A	BLW3L14045A	14,0	14	26	-	-	83	0,14	3
BLC3L16045A	BLW3L16045A	16,0	16	32	-	-	92	0,16	3
BLC3L18045A	BLW3L18045A	18,0	18	32	-	-	92	0,18	3
BLC3L20045A	BLW3L20045A	20,0	20	38	-	-	104	0,20	3

Vc	P1	P2	P3	H1	H2	H3	K1	K2	M1	M2	S1	S2	N1	N2	G
	-	-	-	-	-	-	-	-	-	-	-	-	250	200	-











	Ap [min]	Ap [max]	Ae [max]	fz
	0,3*Dc	Lc	0,5*Dc	0,0110*Dc
	0,3*Dc	Lc	1*Dc	0,0075*Dc
	-	-	-	-
	-	-	-	-
	-	-	-	-
	-	-	-	-
	-	-	-	-



DIN 6535 HA	DIN 6535 HB	Dc	Ds	Lc	Ln	Dn	Lt	r/c	z
BLC3X03045VN	BLW3X03045VN	3,0	6	7	12	2,7	50	-	3
BLC3X04045VN	BLW3X04045VN	4,0	6	9	16	3,6	54	-	3
BLC3X05045VN	BLW3X05045VN	5,0	6	11	20	4,5	58	-	3
BLC3X06045VN	BLW3X06045VN	6,0	6	14	24	5,4	62	-	3
BLC3X08045VN	BLW3X08045VN	8,0	8	18	32	7,2	70	-	3
BLC3X10045VN	BLW3X10045VN	10,0	10	22	40	9,0	82	-	3
BLC3X12045VN	BLW3X12045VN	12,0	12	27	48	11,0	95	-	3
BLC3X16045VN	BLW3X16045VN	16,0	16	36	64	15,0	115	-	3
BLC3X20045VN	BLW3X20045VN	20,0	20	44	80	19,0	132	-	3
BLC3X25045VN	BLW3X25045VN	25,0	25	55	100	24,0	160	-	3

Vc	P1	P2	P3	H1	H2	H3	K1	K2	M1	M2	S1	S2	N1	N2	G
	-	-	-	-	-	-	-	-	-	-	-	-	300	250	-



	Ap [min]	Ap [max]	Ae [max]	fz
	0,3*Dc	Lc	0,5*Dc	0,0125*Dc
	0,3*Dc	Lc	1*Dc	0,0100*Dc
	1°	5°	0,5*Dc	0,0075*Dc
	-	-	-	-
	-	-	-	-
	-	-	-	-
	-	-	-	-



DIN 6535 HA	DIN 6535 HB	Dc	Ds	Lc	Ln	Dn	Lt	r	z
BLC3X03045VNT010	BLW3X03045VNT010	3,0	6	7	12	2,7	50	0,10	3
BLC3X04045VNT020	BLW3X04045VNT020	4,0	6	9	16	3,6	54	0,20	3
BLC3X05045VNT020	BLW3X05045VNT020	5,0	6	11	20	4,5	58	0,20	3
BLC3X06045VNT020	BLW3X06045VNT020	6,0	6	14	24	5,4	62	0,20	3
BLC3X06045VNT040	BLW3X06045VNT040	6,0	6	14	24	5,4	62	0,40	3
BLC3X06045VNT080	BLW3X06045VNT080	6,0	6	14	24	5,4	62	0,80	3
BLC3X08045VNT020	BLW3X08045VNT020	8,0	8	18	32	7,2	70	0,20	3
BLC3X08045VNT040	BLW3X08045VNT040	8,0	8	18	32	7,2	70	0,40	3
BLC3X08045VNT080	BLW3X08045VNT080	8,0	8	18	32	7,2	70	0,80	3
BLC3X10045VNT020	BLW3X10045VNT020	10,0	10	22	40	9,0	82	0,20	3
BLC3X10045VNT040	BLW3X10045VNT040	10,0	10	22	40	9,0	82	0,40	3
BLC3X10045VNT080	BLW3X10045VNT080	10,0	10	22	40	9,0	82	0,80	3
BLC3X10045VNT160	BLW3X10045VNT160	10,0	10	22	40	9,0	82	1,60	3
BLC3X12045VNT020	BLW3X12045VNT020	12,0	12	27	48	11,0	95	0,20	3
BLC3X12045VNT040	BLW3X12045VNT040	12,0	12	27	48	11,0	95	0,40	3
BLC3X12045VNT080	BLW3X12045VNT080	12,0	12	27	48	11,0	95	0,80	3
BLC3X12045VNT160	BLW3X12045VNT160	12,0	12	27	48	11,0	95	1,60	3
BLC3X12045VNT200	BLW3X12045VNT200	12,0	12	27	48	11,0	95	2,00	3
BLC3X12045VNT250	BLW3X12045VNT250	12,0	12	27	48	11,0	95	2,50	3
BLC3X16045VNT020	BLW3X16045VNT020	16,0	16	36	64	15,0	115	0,20	3
BLC3X16045VNT040	BLW3X16045VNT040	16,0	16	36	64	15,0	115	0,40	3
BLC3X16045VNT080	BLW3X16045VNT080	16,0	16	36	64	15,0	115	0,80	3
BLC3X16045VNT160	BLW3X16045VNT160	16,0	16	36	64	15,0	115	1,60	3
BLC3X16045VNT200	BLW3X16045VNT200	16,0	16	36	64	15,0	115	2,00	3
BLC3X16045VNT250	BLW3X16045VNT250	16,0	16	36	64	15,0	115	2,50	3
BLC3X16045VNT320	BLW3X16045VNT320	16,0	16	36	64	15,0	115	3,20	3
BLC3X16045VNT400	BLW3X16045VNT400	16,0	16	36	64	15,0	115	4,00	3
BLC3X16045VNT500	BLW3X16045VNT500	16,0	16	36	64	15,0	115	5,00	3
BLC3X20045VNT020	BLW3X20045VNT020	20,0	20	44	80	19,0	132	0,20	3
BLC3X20045VNT040	BLW3X20045VNT040	20,0	20	44	80	19,0	132	0,40	3
BLC3X20045VNT080	BLW3X20045VNT080	20,0	20	44	80	19,0	132	0,80	3
BLC3X20045VNT160	BLW3X20045VNT160	20,0	20	44	80	19,0	132	1,60	3

Vc	P1	P2	P3	H1	H2	H3	K1	K2	M1	M2	S1	S2	N1	N2	G
	-	-	-	-	-	-	-	-	-	-	-	-	300	250	-










	Ap [min]	Ap [max]	Ae [max]	fz
	0,3 * Dc	Lc	0,5 * Dc	0,0125 * Dc
	0,3 * Dc	Lc	1 * Dc	0,0100 * Dc
	1°	5°	0,5 * Dc	0,0075 * Dc
	-	-	-	-
	-	-	-	-
	-	-	-	-
	-	-	-	-



DIN 6535 HA		DIN 6535 HB		Dc	Ds	Lc	Ln	Dn	Lt	r	z
BLC3X20045VNT200		BLW3X20045VNT200		20,0	20	44	80	19,0	132	2,00	3
BLC3X20045VNT320		BLW3X20045VNT320		20,0	20	44	80	19,0	132	3,20	3
BLC3X20045VNT400		BLW3X20045VNT400		20,0	20	44	80	19,0	132	4,00	3
BLC3X20045VNT500		BLW3X20045VNT500		20,0	20	44	80	19,0	132	5,00	3
BLC3X20045VNT600		BLW3X20045VNT600		20,0	20	44	80	19,0	132	6,00	3
BLC3X25045VNT020		BLW3X25045VNT020		25,0	25	55	100	24,0	160	0,20	3
BLC3X25045VNT040		BLW3X25045VNT040		25,0	25	55	100	24,0	160	0,40	3
BLC3X25045VNT160		BLW3X25045VNT160		25,0	25	55	100	24,0	160	1,60	3
BLC3X25045VNT200		BLW3X25045VNT200		25,0	25	55	100	24,0	160	2,00	3
BLC3X25045VNT320		BLW3X25045VNT320		25,0	25	55	100	24,0	160	3,20	3
BLC3X25045VNT400		BLW3X25045VNT400		25,0	25	55	100	24,0	160	4,00	3
BLC3X25045VNT500		BLW3X25045VNT500		25,0	25	55	100	24,0	160	5,00	3
BLC3X25045VNT600		BLW3X25045VNT600		25,0	25	55	100	24,0	160	6,00	3
BLC3X25045VNT635		BLW3X25045VNT635		25,0	25	55	100	24,0	160	6,35	3

	P1	P2	P3	H1	H2	H3	K1	K2	M1	M2	S1	S2	N1	N2	G
Vc	-	-	-	-	-	-	-	-	-	-	-	-	300	250	-











	Ap [min]	Ap [max]	Ae [max]	fz
	0,3 * Dc	Lc	0,5 * Dc	0,0125 * Dc
	0,3 * Dc	Lc	1 * Dc	0,0100 * Dc
	1°	5°	0,5 * Dc	0,0075 * Dc
	-	-	-	-
	-	-	-	-
	-	-	-	-
	-	-	-	-



DIN 6535 HA	DIN 6535 HB	Dc	Ds	Lc	Ln	Dn	Lt	r/c	z
BLC3X03045XVN	BLW3X03045XVN	3,0	6	5	15	2,7	54	-	3
BLC3X04045XVN	BLW3X04045XVN	4,0	6	7	20	3,6	58	-	3
BLC3X05045XVN	BLW3X05045XVN	5,0	6	9	25	4,5	62	-	3
BLC3X06045XVN	BLW3X06045XVN	6,0	6	10	30	5,4	70	-	3
BLC3X08045XVN	BLW3X08045XVN	8,0	8	14	40	7,2	80	-	3
BLC3X10045XVN	BLW3X10045XVN	10,0	10	17	50	9,0	92	-	3
BLC3X12045XVN	BLW3X12045XVN	12,0	12	20	60	11,0	110	-	3
BLC3X16045XVN	BLW3X16045XVN	16,0	16	27	80	15,0	130	-	3
BLC3X20045XVN	BLW3X20045XVN	20,0	20	33	100	19,0	152	-	3
BLC3X25045XVN	BLW3X25045XVN	25,0	25	42	125	24,0	185	-	3

	P1	P2	P3	H1	H2	H3	K1	K2	M1	M2	S1	S2	N1	N2	G
Vc	-	-	-	-	-	-	-	-	-	-	-	-	300	250	-




	Ap [min]	Ap [max]	Ae [max]	fz
	$0,3 * D_c$	Lc	$0,5 * D_c$	$0,0125 * D_c$
	$0,3 * D_c$	Lc	$1 * D_c$	$0,0100 * D_c$
	1°	5°	$0,5 * D_c$	$0,0075 * D_c$
	-	-	-	-
	-	-	-	-
	-	-	-	-
	-	-	-	-



DIN 6535 HA	DIN 6535 HB	Dc	Ds	Lc	Ln	Dn	Lt	r	z
BLC3X03045XVNT010	BLW3X03045XVNT010	3,0	6	5	15	2,7	54	0,10	3
BLC3X04045XVNT020	BLW3X04045XVNT020	4,0	6	7	20	3,6	58	0,20	3
BLC3X05045XVNT020	BLW3X05045XVNT020	5,0	6	9	25	4,5	62	0,20	3
BLC3X06045XVNT020	BLW3X06045XVNT020	6,0	6	10	30	5,4	70	0,20	3
BLC3X06045XVNT040	BLW3X06045XVNT040	6,0	6	10	30	5,4	70	0,40	3
BLC3X06045XVNT080	BLW3X06045XVNT080	6,0	6	10	30	5,4	70	0,80	3
BLC3X08045XVNT020	BLW3X08045XVNT020	8,0	8	14	40	7,2	80	0,20	3
BLC3X08045XVNT040	BLW3X08045XVNT040	8,0	8	14	40	7,2	80	0,40	3
BLC3X08045XVNT080	BLW3X08045XVNT080	8,0	8	14	40	7,2	80	0,80	3
BLC3X10045XVNT020	BLW3X10045XVNT020	10,0	10	17	50	9,0	92	0,20	3
BLC3X10045XVNT040	BLW3X10045XVNT040	10,0	10	17	50	9,0	92	0,40	3
BLC3X10045XVNT080	BLW3X10045XVNT080	10,0	10	17	50	9,0	92	0,80	3
BLC3X10045XVNT160	BLW3X10045XVNT160	10,0	10	17	50	9,0	92	1,60	3
BLC3X12045XVNT020	BLW3X12045XVNT020	12,0	12	20	60	11,0	110	0,20	3
BLC3X12045XVNT040	BLW3X12045XVNT040	12,0	12	20	60	11,0	110	0,40	3
BLC3X12045XVNT080	BLW3X12045XVNT080	12,0	12	20	60	11,0	110	0,80	3
BLC3X12045XVNT160	BLW3X12045XVNT160	12,0	12	20	60	11,0	110	1,60	3
BLC3X12045XVNT200	BLW3X12045XVNT200	12,0	12	20	60	11,0	110	2,00	3
BLC3X12045XVNT250	BLW3X12045XVNT250	12,0	12	20	60	11,0	110	2,50	3
BLC3X16045XVNT020	BLW3X16045XVNT020	16,0	16	27	80	15,0	130	0,20	3
BLC3X16045XVNT040	BLW3X16045XVNT040	16,0	16	27	80	15,0	130	0,40	3
BLC3X16045XVNT080	BLW3X16045XVNT080	16,0	16	27	80	15,0	130	0,80	3
BLC3X16045XVNT160	BLW3X16045XVNT160	16,0	16	27	80	15,0	130	1,60	3
BLC3X16045XVNT200	BLW3X16045XVNT200	16,0	16	27	80	15,0	130	2,00	3
BLC3X16045XVNT250	BLW3X16045XVNT250	16,0	16	27	80	15,0	130	2,50	3
BLC3X16045XVNT320	BLW3X16045XVNT320	16,0	16	27	80	15,0	130	3,20	3
BLC3X16045XVNT400	BLW3X16045XVNT400	16,0	16	27	80	15,0	130	4,00	3
BLC3X16045XVNT500	BLW3X16045XVNT500	16,0	16	27	80	15,0	130	5,00	3
BLC3X20045XVNT020	BLW3X20045XVNT020	20,0	20	33	100	19,0	152	0,20	3
BLC3X20045XVNT040	BLW3X20045XVNT040	20,0	20	33	100	19,0	152	0,40	3
BLC3X20045XVNT080	BLW3X20045XVNT080	20,0	20	33	100	19,0	152	0,80	3
BLC3X20045XVNT160	BLW3X20045XVNT160	20,0	20	33	100	19,0	152	1,60	3

	P1	P2	P3	H1	H2	H3	K1	K2	M1	M2	S1	S2	N1	N2	G
Vc	-	-	-	-	-	-	-	-	-	-	-	-	300	250	-










	Ap [min]	Ap [max]	Ae [max]	fz
	0,3*Dc	Lc	0,5*Dc	0,0125*Dc
	0,3*Dc	Lc	1*Dc	0,0100*Dc
	1°	5°	0,5*Dc	0,0075*Dc
	-	-	-	-
	-	-	-	-
	-	-	-	-
	-	-	-	-



DIN 6535 HA	DIN 6535 HB	Dc	Ds	Lc	Ln	Dn	Lt	r	z
BLC3X20045XVNT200	BLW3X20045XVNT200	20,0	20	33	100	19,0	152	2,00	3
BLC3X20045XVNT320	BLW3X20045XVNT320	20,0	20	33	100	19,0	152	3,20	3
BLC3X20045XVNT400	BLW3X20045XVNT400	20,0	20	33	100	19,0	152	4,00	3
BLC3X20045XVNT500	BLW3X20045XVNT500	20,0	20	33	100	19,0	152	5,00	3
BLC3X20045XVNT600	BLW3X20045XVNT600	20,0	20	33	100	19,0	152	6,00	3
BLC3X25045XVNT020	BLW3X25045XVNT020	25,0	25	42	125	24,0	185	0,20	3
BLC3X25045XVNT040	BLW3X25045XVNT040	25,0	25	42	125	24,0	185	0,40	3
BLC3X25045XVNT160	BLW3X25045XVNT160	25,0	25	42	125	24,0	185	1,60	3
BLC3X25045XVNT200	BLW3X25045XVNT200	25,0	25	42	125	24,0	185	2,00	3
BLC3X25045XVNT320	BLW3X25045XVNT320	25,0	25	42	125	24,0	185	3,20	3
BLC3X25045XVNT400	BLW3X25045XVNT400	25,0	25	42	125	24,0	185	4,00	3
BLC3X25045XVNT500	BLW3X25045XVNT500	25,0	25	42	125	24,0	185	5,00	3
BLC3X25045XVNT600	BLW3X25045XVNT600	25,0	25	42	125	24,0	185	6,00	3
BLC3X25045XVNT635	BLW3X25045XVNT635	25,0	25	42	125	24,0	185	6,35	3

	P1	P2	P3	H1	H2	H3	K1	K2	M1	M2	S1	S2	N1	N2	G
Vc	-	-	-	-	-	-	-	-	-	-	-	-	300	250	-



	Ap [min]	Ap [max]	Ae [max]	fz
	0,3*Dc	Lc	0,5*Dc	0,0125*Dc
	0,3*Dc	Lc	1*Dc	0,0100*Dc
	1°	5°	0,5*Dc	0,0075*Dc
	-	-	-	-
	-	-	-	-
	-	-	-	-
	-	-	-	-



DIN 6535 HA	DIN 6535 HB	Dc	Ds	Lc	Ln	Dn	Lt	r	z
PLAC3L06045VNT02	PLAW3L06045VNT02	6,0	6	15	19	5,7	57	0,2	3
PLAC3L08045VNT02	PLAW3L08045VNT02	8,0	8	21	25	7,6	63	0,2	3
PLAC3L10045VNT03	PLAW3L10045VNT03	10,0	10	24	32	9,5	72	0,3	3
PLAC3L12045VNT04	PLAW3L12045VNT04	12,0	12	28	36	11,5	83	0,4	3
PLAC3L14045VNT04	PLAW3L14045VNT04	14,0	14	30	36	13,5	83	0,4	3
PLAC3L16045VNT05	PLAW3L16045VNT05	16,0	16	35	42	15,5	92	0,5	3
PLAC3L18045VNT05	PLAW3L18045VNT05	18,0	18	38	42	17,5	92	0,5	3
PLAC3L20045VNT06	PLAW3L20045VNT06	20,0	20	42	52	19,5	104	0,6	3
PLAC3L25045VNT06	PLAW3L25045VNT06	25,0	25	50	62	24,0	120	0,6	3

	P1	P2	P3	H1	H2	H3	K1	K2	M1	M2	S1	S2	N1	N2	G
Vc	-	-	-	-	-	-	-	-	-	-	-	-	350	300	-



	Ap [min]	Ap [max]	Ae [max]	fz
	$0,3 * D_c$	Lc	$0,5 * D_c$	$0,0140 * D_c$
	$0,3 * D_c$	Lc	$1 * D_c$	$0,0115 * D_c$
	1°	5°	$0,5 * D_c$	$0,0090 * D_c$
	-	-	-	-
	-	-	-	-
	-	-	-	-
	-	-	-	-



DIN 6535 HA	DIN 6535 HB	Dc	Ds	Lc	Ln	Dn	Lt	r	z
PLAC3X06045VNT02	PLAW3X06045VNT02	6,0	6	7	24	5,4	62	0,2	3
PLAC3X08045VNT02	PLAW3X08045VNT02	8,0	8	9	30	7,2	68	0,2	3
PLAC3X10045VNT03	PLAW3X10045VNT03	10,0	10	11	38	9,0	80	0,3	3
PLAC3X12045VNT04	PLAW3X12045VNT04	12,0	12	13	46	11,0	93	0,4	3
PLAC3X14045VNT04	PLAW3X14045VNT04	14,0	14	15	46	13,0	93	0,4	3
PLAC3X16045VNT05	PLAW3X16045VNT05	16,0	16	17	58	15,0	108	0,5	3
PLAC3X18045VNT05	PLAW3X18045VNT05	18,0	18	19	58	17,0	108	0,5	3
PLAC3X20045VNT06	PLAW3X20045VNT06	20,0	20	21	74	19,0	126	0,6	3
PLAC3X25045VNT06	PLAW3X25045VNT06	25,0	25	26	92	24,0	150	0,6	3

	P1	P2	P3	H1	H2	H3	K1	K2	M1	M2	S1	S2	N1	N2	G
Vc	-	-	-	-	-	-	-	-	-	-	-	-	350	300	-











	Ap [min]	Ap [max]	Ae [max]	fz
	0,3*Dc	Lc	0,5*Dc	0,0140*Dc
	0,3*Dc	Lc	1*Dc	0,0115*Dc
	1°	5°	0,5*Dc	0,0090*Dc
	-	-	-	-
	-	-	-	-
	-	-	-	-
	-	-	-	-



DIN 6535 HA	DIN 6535 HB	Dc	Ds	Lc	Ln	Dn	Lt	r	z
ULC3L06045VNT01IK	ULW3L06045VNT01IK	6,0	6	15	19	5,7	57	0,1	3
ULC3L08045VNT01IK	ULW3L08045VNT01IK	8,0	8	21	25	7,6	63	0,1	3
ULC3L10045VNT01IK	ULW3L10045VNT01IK	10,0	10	24	32	9,5	72	0,1	3
ULC3L12045VNT02IK	ULW3L12045VNT02IK	12,0	12	28	36	11,5	83	0,2	3
ULC3L14045VNT02IK	ULW3L14045VNT02IK	14,0	14	30	36	13,5	83	0,2	3
ULC3L16045VNT02IK	ULW3L16045VNT02IK	16,0	16	35	42	15,5	92	0,2	3
ULC3L18045VNT02IK	ULW3L18045VNT02IK	18,0	18	38	42	17,5	92	0,2	3
ULC3L20045VNT02IK	ULW3L20045VNT02IK	20,0	20	42	52	19,5	104	0,2	3
ULC3L25045VNT02IK	ULW3L25045VNT02IK	25,0	25	50	62	24,0	120	0,2	3

Vc	P1	P2	P3	H1	H2	H3	K1	K2	M1	M2	S1	S2	N1	N2	G
	-	-	-	-	-	-	-	-	-	-	-	-	400	350	-




	Ap [min]	Ap [max]	Ae [max]	fz
	$0,3 * D_c$	Lc	$0,5 * D_c$	$0,0155 * D_c$
	$0,3 * D_c$	Lc	$1 * D_c$	$0,0130 * D_c$
	1°	5°	$0,5 * D_c$	$0,0100 * D_c$
	-	-	-	-
	-	-	-	-
	-	-	-	-
	-	-	-	-



DIN 6535 HA	DIN 6535 HB	Dc	Ds	Lc	Ln	Dn	Lt	r	z
ULC3X06045VNT01IK	ULW3X06045VNT01IK	6,0	6	7	24	5,4	62	0,1	3
ULC3X08045VNT01IK	ULW3X08045VNT01IK	8,0	8	9	30	7,2	68	0,1	3
ULC3X10045VNT01IK	ULW3X10045VNT01IK	10,0	10	11	38	9,0	80	0,1	3
ULC3X12045VNT02IK	ULW3X12045VNT02IK	12,0	12	13	46	11,0	93	0,2	3
ULC3X14045VNT02IK	ULW3X14045VNT02IK	14,0	14	15	46	13,0	93	0,2	3
ULC3X16045VNT02IK	ULW3X16045VNT02IK	16,0	16	17	58	15,0	108	0,2	3
ULC3X18045VNT02IK	ULW3X18045VNT02IK	18,0	18	19	59	17,0	108	0,2	3
ULC3X20045VNT02IK	ULW3X20045VNT02IK	20,0	20	21	74	19,0	126	0,2	3
ULC3X25045VNT02IK	ULW3X25045VNT02IK	25,0	25	26	92	24,0	150	0,2	3

	P1	P2	P3	H1	H2	H3	K1	K2	M1	M2	S1	S2	N1	N2	G
Vc	-	-	-	-	-	-	-	-	-	-	-	-	400	350	-



	Ap [min]	Ap [max]	Ae [max]	fz
	$0,3 * D_c$	Lc	$0,5 * D_c$	$0,0155 * D_c$
	$0,3 * D_c$	Lc	$1 * D_c$	$0,0130 * D_c$
	1°	5°	$0,5 * D_c$	$0,0100 * D_c$
	-	-	-	-
	-	-	-	-
	-	-	-	-
	-	-	-	-

TROCHOIDAL MILLING 1-2

^{NL} Trochoïdaal frezen 1-2 | ^{DE} Trochoidales fräsen 1-2 | ^{FR} Fraisage trochoïdal 1-2



A milling strategy that uses efficient circular milling paths from the CAM software. By using intelligent milling paths, with a small cutting width (Ae) and higher cutting depth (Ap), the cutting forces can be reduced and distributed. As a result, the cutting speed (Vc) and table feed (Vf) can be increased, resulting in a higher stock removal rate (Q). *In this way a much higher productivity is achieved, while the tool wears much less and thus has a longer tool life.*



Een freesstrategie waarbij, vanuit de CAM-software, gebruik wordt gemaakt van efficiënte cirkelvormige freespaden. Door het gebruik van intelligente freespaden kunnen, met een geringe snedebreedte (Ae) en hogere snedediepte (Ap), de verspaningskrachten gereduceerd en verdeeld worden. Het gevolg hiervan is dat de snijsnelheid (Vc) en tafelvoeding (Vf) verhoogd kunnen worden, resulterende in een hoger verspanend volume (Q). *Op deze manier wordt een veel hogere productiviteit bereikt, terwijl het gereedschap veel minder slijt en dus een langere standtijd heeft.*



Eine Frässtrategie, die auf Grundlage von CAM-Software effiziente, kreisförmige Fräsbahnen nutzt. Durch die Verwendung intelligenter Fräsbahnen können die Zerspanungskräfte bei geringer Schnittbreite (Ae) und hoher Schnitttiefe (Ap) reduziert und verteilt werden. So können Schnittgeschwindigkeit (Vc) und Vorschub (Vf) erhöht werden, was zu einem höheren Zeitspanvolumen (Q) führt. *Mit dieser Methode wird die Produktivität erheblich gesteigert, während der Verschleiß der Werkzeuge reduziert wird, was wiederum in längerer Standzeit resultiert.*



Une stratégie de fraisage qui utilise des chemins de fraisage circulaires efficaces à partir du logiciel FAO. En utilisant des trajectoires de fraisage intelligentes, avec une faible largeur de coupe (Ae) et une profondeur de coupe plus élevée (Ap), les forces de coupe peuvent être réduites et réparties. En conséquence, la vitesse de coupe (Vc) et l'avance de la table (Vf) peuvent être augmentées, ce qui entraîne un taux d'enlèvement de matière plus élevé (Q). *De cette manière, une productivité beaucoup plus élevée est obtenue, tandis que l'outil s'use beaucoup moins et a donc une durée de vie plus longue.*

TROCHOIDAL MILLING STRATEGIES

Trochoidale freesstrategieën | Trochoidale Frässtrategien | Stratégies de fraisage trochoïdal

Static Statisch Statisch Statique	Dynamic Dynamisch Dynamisch Dynamique	Oscillate Pendelend Pendelnd Oscillant
+	Productivity Productiviteit Produktivität Rendement	+++
+	Complexity CAD-CAM Complexiteit Komplexität Complexité	+++

TROCHOIDAL MILLING 2-2


^{NL}Trochoïdaal frezen 2-2 | ^{DE}Trochoidales fräsen 2-2 | ^{FR}Fraisage trochoïdal 2-2



BLC4X12037VNT02
 448-449

Lc
3xD



BLC4X12037XVNT02
 450-451 

Lc
4xD



Lc
3xD-4xD

ZrN

 r
0,10-0,20





DIN 6535 HA	DIN 6535 HB	Dc	Ds	Lc	Ln	Dn	Lt	r	z
BLC4X04037VNT01	BLW4X04037VNT01	4,0	6	12	18	3,8	62	0,1	4
BLC4X05037VNT01	BLW4X05037VNT01	5,0	6	15	21	4,8	62	0,1	4
BLC4X06037VNT01	BLW4X06037VNT01	6,0	6	18	24	5,7	62	0,1	4
BLC4X08037VNT01	BLW4X08037VNT01	8,0	8	24	30	7,6	68	0,1	4
BLC4X10037VNT01	BLW4X10037VNT01	10,0	10	30	38	9,5	80	0,1	4
BLC4X12037VNT02	BLW4X12037VNT02	12,0	12	36	46	11,5	93	0,2	4
BLC4X16037VNT02	BLW4X16037VNT02	16,0	16	48	58	15,5	108	0,2	4
BLC4X20037VNT02	BLW4X20037VNT02	20,0	20	60	74	19,5	126	0,2	4

Vc	P1	P2	P3	H1	H2	H3	K1	K2	M1	M2	S1	S2	N1	N2	G
	-	-	-	-	-	-	-	-	-	-	-	-	480	400	-



	Ap [min]	Ap [max]	Ae	hm
	-	-	-	-
	-	-	-	-
	-	-	-	-
	-	-	-	-
	-	-	-	-
	0,3*Dc	Lc	0,10*Dc - 0,20*Dc	0,0100*Dc



DIN 6535 HA	DIN 6535 HB	Dc	Ds	Lc	Ln	Dn	Lt	r	z
BLC4X04037XVNT01	BLW4X04037XVNT01	4,0	6	16	21	3,8	62	0,1	4
BLC4X05037XVNT01	BLW4X05037XVNT01	5,0	6	20	25	4,8	70	0,1	4
BLC4X06037XVNT01	BLW4X06037XVNT01	6,0	6	24	30	5,7	70	0,1	4
BLC4X08037XVNT01	BLW4X08037XVNT01	8,0	8	32	38	7,6	80	0,1	4
BLC4X10037XVNT01	BLW4X10037XVNT01	10,0	10	40	48	9,5	90	0,1	4
BLC4X12037XVNT02	BLW4X12037XVNT02	12,0	12	48	58	11,5	110	0,2	4
BLC4X16037XVNT02	BLW4X16037XVNT02	16,0	16	64	74	15,5	130	0,2	4
BLC4X20037XVNT02	BLW4X20037XVNT02	20,0	20	80	94	19,5	150	0,2	4

	P1	P2	P3	H1	H2	H3	K1	K2	M1	M2	S1	S2	N1	N2	G
Vc	-	-	-	-	-	-	-	-	-	-	-	-	480	400	-





	Ap [min]	Ap [max]	Ae	hm
	-	-	-	-
	-	-	-	-
	-	-	-	-
	-	-	-	-
	-	-	-	-
	0,3*Dc	Lc	0,05*Dc - 0,15*Dc	0,0100*Dc



DIN 6535 HA	DIN 6535 HB	Dc	Ds	Lc	Ln	Dn	Lt	c	z
BLC4L04038S	BLW4L04038S	4,0	6	15	-	-	62	0,05	4
BLC4L05038S	BLW4L05038S	5,0	6	18	-	-	62	0,05	4
BLC4L06038S	BLW4L06038S	6,0	6	18	-	-	62	0,06	4
BLC4L08038S	BLW4L08038S	8,0	8	24	-	-	68	0,08	4
BLC4L10038S	BLW4L10038S	10,0	10	30	-	-	80	0,10	4
BLC4L12038S	BLW4L12038S	12,0	12	36	-	-	93	0,12	4
BLC4L16038S	BLW4L16038S	16,0	16	48	-	-	108	0,15	4
BLC4L20038S	BLW4L20038S	20,0	20	60	-	-	126	0,20	4

	P1	P2	P3	H1	H2	H3	K1	K2	M1	M2	S1	S2	N1	N2	G
Vc	-	-	-	-	-	-	-	-	-	-	-	-	250	200	-



	Ap [min]	Ap [max]	Ae [max]	fz
	$0,3 * D_c$	Lc	$0,5 * D_c$	$0,0110 * D_c$
	-	-	-	-
	-	-	-	-
	-	-	-	-
	-	-	-	-
	-	-	-	-



DIN 6535 HA	DIN 6535 HB	Dc	Ds	Lc	Ln	Dn	Lt	r	z
BLC4X04038XSNT01	BLW4X04038XSNT01	4,0	6	16	21	3,8	62	0,1	4
BLC4X05038XSNT01	BLW4X05038XSNT01	5,0	6	20	25	4,8	70	0,1	4
BLC4X06038XSNT01	BLW4X06038XSNT01	6,0	6	24	30	5,7	70	0,1	4
BLC4X08038XSNT01	BLW4X08038XSNT01	8,0	8	32	38	7,6	80	0,1	4
BLC4X10038XSNT01	BLW4X10038XSNT01	10,0	10	40	48	9,5	90	0,1	4
BLC4X12038XSNT02	BLW4X12038XSNT02	12,0	12	48	58	11,5	110	0,2	4
BLC4X16038XSNT02	BLW4X16038XSNT02	16,0	16	64	74	15,5	130	0,2	4
BLC4X20038XSNT02	BLW4X20038XSNT02	20,0	20	80	94	19,5	150	0,2	4

	P1	P2	P3	H1	H2	H3	K1	K2	M1	M2	S1	S2	N1	N2	G
Vc	-	-	-	-	-	-	-	-	-	-	-	-	300	250	-




	Ap [min]	Ap [max]	Ae [max]	fz
	0,3*Dc	Lc	0,5*Dc	0,0125*Dc
	-	-	-	-
	-	-	-	-
	-	-	-	-
	-	-	-	-
	-	-	-	-



DIN 6535 HA	DIN 6535 HB	Dc	Ds	Lc	Ln	Dn	Lt	c	z
BLC3L06025R	BLW3L06025R	6,0	6	13	-	-	57	0,3	3
BLC3L08025R	BLW3L08025R	8,0	8	19	-	-	63	0,4	3
BLC3L10025R	BLW3L10025R	10,0	10	22	-	-	72	0,5	3
BLC3L12025R	BLW3L12025R	12,0	12	26	-	-	83	0,6	3
BLC3L14025R	BLW3L14025R	14,0	14	26	-	-	83	0,7	3
BLC3L16025R	BLW3L16025R	16,0	16	32	-	-	92	0,8	3
BLC3L18025R	BLW3L18025R	18,0	18	32	-	-	92	0,9	3
BLC3L20025R	BLW3L20025R	20,0	20	38	-	-	104	1,0	3

Vc	P1	P2	P3	H1	H2	H3	K1	K2	M1	M2	S1	S2	N1	N2	G
-	-	-	-	-	-	-	-	-	-	-	-	-	250	200	-





	Ap [min]	Ap [max]	Ae [max]	fz
	0,3*Dc	Lc	0,5*Dc	0,0110*Dc
	0,3*Dc	Lc	1*Dc	0,0075*Dc
	-	-	-	-
	-	-	-	-
	-	-	-	-
	-	-	-	-



DIN 6535 HA	DIN 6535 HB	Dc	Ds	Lc	Ln	Dn	Lt	r	z
BLC3X03035RVNT010	BLW3X03035RVNT010	3,0	6	7	12	2,7	54	0,10	3
BLC3X04035RVNT020	BLW3X04035RVNT020	4,0	6	9	16	3,6	57	0,20	3
BLC3X05035RVNT020	BLW3X05035RVNT020	5,0	6	11	20	4,5	62	0,20	3
BLC3X06035RVNT020	BLW3X06035RVNT020	6,0	6	14	24	5,4	70	0,20	3
BLC3X06035RVNT040	BLW3X06035RVNT040	6,0	6	14	24	5,4	70	0,40	3
BLC3X06035RVNT080	BLW3X06035RVNT080	6,0	6	14	24	5,4	70	0,80	3
BLC3X08035RVNT020	BLW3X08035RVNT020	8,0	8	18	32	7,2	80	0,20	3
BLC3X08035RVNT040	BLW3X08035RVNT040	8,0	8	18	32	7,2	80	0,40	3
BLC3X08035RVNT080	BLW3X08035RVNT080	8,0	8	18	32	7,2	80	0,80	3
BLC3X10035RVNT020	BLW3X10035RVNT020	10,0	10	22	40	9,0	90	0,20	3
BLC3X10035RVNT040	BLW3X10035RVNT040	10,0	10	22	40	9,0	90	0,40	3
BLC3X10035RVNT080	BLW3X10035RVNT080	10,0	10	22	40	9,0	90	0,80	3
BLC3X10035RVNT160	BLW3X10035RVNT160	10,0	10	22	40	9,0	90	1,60	3
BLC3X12035RVNT020	BLW3X12035RVNT020	12,0	12	27	48	11,0	110	0,20	3
BLC3X12035RVNT040	BLW3X12035RVNT040	12,0	12	27	48	11,0	110	0,40	3
BLC3X12035RVNT080	BLW3X12035RVNT080	12,0	12	27	48	11,0	110	0,80	3
BLC3X12035RVNT160	BLW3X12035RVNT160	12,0	12	27	48	11,0	110	1,60	3
BLC3X12035RVNT200	BLW3X12035RVNT200	12,0	12	27	48	11,0	110	2,00	3
BLC3X12035RVNT250	BLW3X12035RVNT250	12,0	12	27	48	11,0	110	2,50	3
BLC3X16035RVNT020	BLW3X16035RVNT020	16,0	16	36	64	15,0	130	0,20	3
BLC3X16035RVNT040	BLW3X16035RVNT040	16,0	16	36	64	15,0	130	0,40	3
BLC3X16035RVNT080	BLW3X16035RVNT080	16,0	16	36	64	15,0	130	0,80	3
BLC3X16035RVNT160	BLW3X16035RVNT160	16,0	16	36	64	15,0	130	1,60	3
BLC3X16035RVNT200	BLW3X16035RVNT200	16,0	16	36	64	15,0	130	2,00	3
BLC3X16035RVNT250	BLW3X16035RVNT250	16,0	16	36	64	15,0	130	2,50	3
BLC3X16035RVNT320	BLW3X16035RVNT320	16,0	16	36	64	15,0	130	3,20	3
BLC3X16035RVNT400	BLW3X16035RVNT400	16,0	16	36	64	15,0	130	4,00	3
BLC3X16035RVNT500	BLW3X16035RVNT500	16,0	16	36	64	15,0	130	5,00	3
BLC3X20035RVNT020	BLW3X20035RVNT020	20,0	20	44	80	19,0	150	0,20	3
BLC3X20035RVNT040	BLW3X20035RVNT040	20,0	20	44	80	19,0	150	0,40	3
BLC3X20035RVNT080	BLW3X20035RVNT080	20,0	20	44	80	19,0	150	0,80	3
BLC3X20035RVNT160	BLW3X20035RVNT160	20,0	20	44	80	19,0	150	1,60	3

	P1	P2	P3	H1	H2	H3	K1	K2	M1	M2	S1	S2	N1	N2	G
Vc	-	-	-	-	-	-	-	-	-	-	-	-	300	250	-




	Ap [min]	Ap [max]	Ae [max]	fz
	0,3 * Dc	Lc	0,5 * Dc	0,0125 * Dc
	0,3 * Dc	Lc	1 * Dc	0,0100 * Dc
	-	-	-	-
	-	-	-	-
	-	-	-	-
	-	-	-	-



DIN 6535 HA	DIN 6535 HB	Dc	Ds	Lc	Ln	Dn	Lt	r	z
BLC3X20035RVNT200	BLW3X20035RVNT200	20,0	20	44	80	19,0	150	2,00	3
BLC3X20035RVNT320	BLW3X20035RVNT320	20,0	20	44	80	19,0	150	3,20	3
BLC3X20035RVNT400	BLW3X20035RVNT400	20,0	20	44	80	19,0	150	4,00	3
BLC3X20035RVNT500	BLW3X20035RVNT500	20,0	20	44	80	19,0	150	5,00	3
BLC3X20035RVNT600	BLW3X20035RVNT600	20,0	20	44	80	19,0	150	6,00	3
BLC3X25035RVNT020	BLW3X25035RVNT020	25,0	25	55	100	24,0	185	0,20	3
BLC3X25035RVNT040	BLW3X25035RVNT040	25,0	25	55	100	24,0	185	0,40	3
BLC3X25035RVNT160	BLW3X25035RVNT160	25,0	25	55	100	24,0	185	1,60	3
BLC3X25035RVNT200	BLW3X25035RVNT200	25,0	25	55	100	24,0	185	2,00	3
BLC3X25035RVNT320	BLW3X25035RVNT320	25,0	25	55	100	24,0	185	3,20	3
BLC3X25035RVNT400	BLW3X25035RVNT400	25,0	25	55	100	24,0	185	4,00	3
BLC3X25035RVNT500	BLW3X25035RVNT500	25,0	25	55	100	24,0	185	5,00	3
BLC3X25035RVNT600	BLW3X25035RVNT600	25,0	25	55	100	24,0	185	6,00	3
BLC3X25035RVNT635	BLW3X25035RVNT635	25,0	25	55	100	24,0	185	6,35	3

	P1	P2	P3	H1	H2	H3	K1	K2	M1	M2	S1	S2	N1	N2	G
Vc	-	-	-	-	-	-	-	-	-	-	-	-	300	250	-



Ap
[min]

$0,3 * D_c$

$0,3 * D_c$

-

-

-

-

-

Ap
[max]

Lc

Lc

-

-

-

-

-

Ae
[max]

$0,5 * D_c$

$1 * D_c$

-

-

-

-

-

fz

$0,0125 * D_c$

$0,0100 * D_c$

-

-

-


-

-



DIN 6535 HA	DIN 6535 HB	Dc	Ds	Lc	Ln	Dn	Lt	r	z
BLC3X03035XRVNT010	BLW3X03035XRVNT010	3,0	6	5	15	2,7	54	0,10	3
BLC3X04035XRVNT020	BLW3X04035XRVNT020	4,0	6	7	20	3,6	57	0,20	3
BLC3X05035XRVNT020	BLW3X05035XRVNT020	5,0	6	9	25	4,5	62	0,20	3
BLC3X06035XRVNT020	BLW3X06035XRVNT020	6,0	6	10	30	5,4	70	0,20	3
BLC3X06035XRVNT040	BLW3X06035XRVNT040	6,0	6	10	30	5,4	70	0,40	3
BLC3X06035XRVNT080	BLW3X06035XRVNT080	6,0	6	10	30	5,4	70	0,80	3
BLC3X08035XRVNT020	BLW3X08035XRVNT020	8,0	8	14	40	7,2	80	0,20	3
BLC3X08035XRVNT040	BLW3X08035XRVNT040	8,0	8	14	40	7,2	80	0,40	3
BLC3X08035XRVNT080	BLW3X08035XRVNT080	8,0	8	14	40	7,2	80	0,80	3
BLC3X10035XRVNT020	BLW3X10035XRVNT020	10,0	10	17	50	9,0	90	0,20	3
BLC3X10035XRVNT040	BLW3X10035XRVNT040	10,0	10	17	50	9,0	90	0,40	3
BLC3X10035XRVNT080	BLW3X10035XRVNT080	10,0	10	17	50	9,0	90	0,80	3
BLC3X10035XRVNT160	BLW3X10035XRVNT160	10,0	10	17	50	9,0	90	1,60	3
BLC3X12035XRVNT020	BLW3X12035XRVNT020	12,0	12	20	60	11,0	110	0,20	3
BLC3X12035XRVNT040	BLW3X12035XRVNT040	12,0	12	20	60	11,0	110	0,40	3
BLC3X12035XRVNT080	BLW3X12035XRVNT080	12,0	12	20	60	11,0	110	0,80	3
BLC3X12035XRVNT160	BLW3X12035XRVNT160	12,0	12	20	60	11,0	110	1,60	3
BLC3X12035XRVNT200	BLW3X12035XRVNT200	12,0	12	20	60	11,0	110	2,00	3
BLC3X12035XRVNT250	BLW3X12035XRVNT250	12,0	12	20	60	11,0	110	2,50	3
BLC3X16035XRVNT020	BLW3X16035XRVNT020	16,0	16	27	80	15,0	130	0,20	3
BLC3X16035XRVNT040	BLW3X16035XRVNT040	16,0	16	27	80	15,0	130	0,40	3
BLC3X16035XRVNT080	BLW3X16035XRVNT080	16,0	16	27	80	15,0	130	0,80	3
BLC3X16035XRVNT160	BLW3X16035XRVNT160	16,0	16	27	80	15,0	130	1,60	3
BLC3X16035XRVNT200	BLW3X16035XRVNT200	16,0	16	27	80	15,0	130	2,00	3
BLC3X16035XRVNT250	BLW3X16035XRVNT250	16,0	16	27	80	15,0	130	2,50	3
BLC3X16035XRVNT320	BLW3X16035XRVNT320	16,0	16	27	80	15,0	130	3,20	3
BLC3X16035XRVNT400	BLW3X16035XRVNT400	16,0	16	27	80	15,0	130	4,00	3
BLC3X16035XRVNT500	BLW3X16035XRVNT500	16,0	16	27	80	15,0	130	5,00	3
BLC3X20035XRVNT020	BLW3X20035XRVNT020	20,0	20	33	100	19,0	150	0,20	3
BLC3X20035XRVNT040	BLW3X20035XRVNT040	20,0	20	33	100	19,0	150	0,40	3
BLC3X20035XRVNT080	BLW3X20035XRVNT080	20,0	20	33	100	19,0	150	0,80	3
BLC3X20035XRVNT160	BLW3X20035XRVNT160	20,0	20	33	100	19,0	150	1,60	3

Vc	P1	P2	P3	H1	H2	H3	K1	K2	M1	M2	S1	S2	N1	N2	G
-	-	-	-	-	-	-	-	-	-	-	-	-	300	250	-



	Ap [min]	Ap [max]	Ae [max]	fz
	0,3 * Dc	Lc	0,5 * Dc	0,0125 * Dc
	0,3 * Dc	Lc	1 * Dc	0,0100 * Dc
	-	-	-	-
	-	-	-	-
	-	-	-	-
	-	-	-	-



DIN 6535 HA	DIN 6535 HB	Dc	Ds	Lc	Ln	Dn	Lt	r	z
BLC3X20035XRVNT200	BLW3X20035XRVNT200	20,0	20	33	100	19,0	150	2,00	3
BLC3X20035XRVNT320	BLW3X20035XRVNT320	20,0	20	33	100	19,0	150	3,20	3
BLC3X20035XRVNT400	BLW3X20035XRVNT400	20,0	20	33	100	19,0	150	4,00	3
BLC3X20035XRVNT500	BLW3X20035XRVNT500	20,0	20	33	100	19,0	150	5,00	3
BLC3X20035XRVNT600	BLW3X20035XRVNT600	20,0	20	33	100	19,0	150	6,00	3
BLC3X25035XRVNT020	BLW3X25035XRVNT020	25,0	25	42	125	24,0	185	0,20	3
BLC3X25035XRVNT040	BLW3X25035XRVNT040	25,0	25	42	125	24,0	185	0,40	3
BLC3X25035XRVNT160	BLW3X25035XRVNT160	25,0	25	42	125	24,0	185	1,60	3
BLC3X25035XRVNT200	BLW3X25035XRVNT200	25,0	25	42	125	24,0	185	2,00	3
BLC3X25035XRVNT320	BLW3X25035XRVNT320	25,0	25	42	125	24,0	185	3,20	3
BLC3X25035XRVNT400	BLW3X25035XRVNT400	25,0	25	42	125	24,0	185	4,00	3
BLC3X25035XRVNT500	BLW3X25035XRVNT500	25,0	25	42	125	24,0	185	5,00	3
BLC3X25035XRVNT600	BLW3X25035XRVNT600	25,0	25	42	125	24,0	185	6,00	3
BLC3X25035XRVNT635	BLW3X25035XRVNT635	25,0	25	42	125	24,0	185	6,35	3

	P1	P2	P3	H1	H2	H3	K1	K2	M1	M2	S1	S2	N1	N2	G
Vc	-	-	-	-	-	-	-	-	-	-	-	-	300	250	-



	Ap [min]	Ap [max]	Ae [max]	fz
	$0,3 * D_c$	Lc	$0,5 * D_c$	$0,0125 * D_c$
	$0,3 * D_c$	Lc	$1 * D_c$	$0,0100 * D_c$
	-	-	-	-
	-	-	-	-
	-	-	-	-
	-	-	-	-



DIN 6535 HA	DIN 6535 HB	Dc	Ds	Lc	Ln	Dn	Lt	c	z
PLAC3L06035RVN	PLAW3L06035RVN	6,0	6	13	19	5,7	57	0,30	3
PLAC3L08035RVN	PLAW3L08035RVN	8,0	8	19	25	7,6	63	0,40	3
PLAC3L10035RVN	PLAW3L10035RVN	10,0	10	23	32	9,5	72	0,50	3
PLAC3L12035RVN	PLAW3L12035RVN	12,0	12	28	36	11,5	83	0,60	3
PLAC3L14035RVN	PLAW3L14035RVN	14,0	14	28	36	13,5	83	0,70	3
PLAC3L16035RVN	PLAW3L16035RVN	16,0	16	34	42	15,5	92	0,80	3
PLAC3L18035RVN	PLAW3L18035RVN	18,0	18	34	42	17,5	92	0,90	3
PLAC3L20035RVN	PLAW3L20035RVN	20,0	20	42	52	19,5	104	1,00	3
PLAC3L25035RVN	PLAW3L25035RVN	25,0	25	52	62	24,0	120	1,25	3

Vc	P1	P2	P3	H1	H2	H3	K1	K2	M1	M2	S1	S2	N1	N2	G
	-	-	-	-	-	-	-	-	-	-	-	-	350	300	-
































































	Ap [min]	Ap [max]	Ae [max]	fz
	0,3*Dc	Lc	0,5*Dc	0,0140*Dc
	0,3*Dc	Lc	1*Dc	0,0115*Dc
	-	-	-	-
	-	-	-	-
	-	-	-	-
	-	-	-	-

Notes




I S O - G

z=3		R	B		
					
472-473	474-475	478-479	480-481	482-483	
					
Diam.	Diam.	Diam.	Diam.	Diam.	
					
Dc 3-12	Dc 3-12	Dc 3-16	Dc 2-12	Dc 2-12	
Lc 10-28	Lc 4-13	Lc 9-48	Lc 3-13	Lc 3-13	
					
					
G1(3*)	G1(3*)	G1(3*)	G1(3*)	G1(3*)	
					
					
					
					
					
					
					



HIGHLIGHT 1 | 2  476

HIGHLIGHT 2 | 2  477



Switch on



Join our social networks today








@scttoolsnl | #scttoolsnl



DIN 6535 HA	DIN 6535 HB	Dc	Ds	Lc	Ln	Dn	Lt	r	z
ULC3L03040SNT01	-	3,0	3	10	14	2,7	57	0,1	3
ULC3L04040SNT02z	-	4,0	4	13	16	3,6	57	0,2	3
ULC3L05040SNT02	-	5,0	5	15	18	4,5	57	0,2	3
ULC3L06040SNT03	-	6,0	6	15	19	5,0	57	0,3	3
ULC3L08040SNT03	-	8,0	8	21	25	7,0	63	0,3	3
ULC3L10040SNT03	-	10,0	10	24	30	9,0	72	0,3	3
ULC3L12040SNT03	-	12,0	12	28	36	11,0	83	0,3	3

Vc	P1	P2	P3	H1	H2	H3	K1	K2	M1	M2	S1	S2	N1	N2	G
	-	-	-	-	-	-	-	-	-	-	-	-	-	-	500










	Ap [min]	Ap [max]	Ae [max]	fz
	0,3*Dc	Lc	0,5*Dc	0,0120*Dc
	0,3*Dc	Lc	1*Dc	0,0100*Dc
	-	-	-	-
	-	-	-	-
	-	-	-	-
	-	-	-	-
	-	-	-	-



DIN 6535 HA	DIN 6535 HB	Dc	Ds	Lc	Ln	Dn	Lt	r	z
ULC3X03040SNT01	-	3,0	3	4	11	2,7	62	0,1	3
ULC3X04040SNT02	-	4,0	4	5	15	3,6	62	0,2	3
ULC3X05040SNT02	-	5,0	5	6	23	4,5	62	0,2	3
ULC3X06040SNT03	-	6,0	6	7	24	5,0	62	0,3	3
ULC3X08040SNT03	-	8,0	8	9	30	7,0	68	0,3	3
ULC3X10040SNT03	-	10,0	10	11	38	9,0	80	0,3	3
ULC3X12040SNT03	-	12,0	12	13	46	11,0	93	0,3	3


Vc	P1	P2	P3	H1	H2	H3	K1	K2	M1	M2	S1	S2	N1	N2	G
	-	-	-	-	-	-	-	-	-	-	-	-	-	-	500



	Ap [min]	Ap [max]	Ae [max]	fz
	0,3*Dc	Lc	0,5*Dc	0,0120*Dc
	0,3*Dc	Lc	1*Dc	0,0100*Dc
	-	-	-	-
	-	-	-	-
	-	-	-	-
	-	-	-	-
	-	-	-	-

GRAPHITE MACHINING 1 | 2

^{NL} Grafietbewerking | ^{DE} Graphit Bearbeitung | ^{FR} Usinage graphite




Click/Scan
& watch

- | | | | | |
|---|-----------------|---|---------|---|
| ① | ULC2X10025R | ④ | 478-479 |  |
| ② | ULC3X10040SNT03 | ⑤ | 474-475 |  |
| ③ | ULC3X10040BN | ⑥ | 482-483 |  |

GRAPHITE MACHINING 2 | 2

^{NL} Grafietbewerking | ^{DE} Graphit Bearbeitung | ^{FR} Usinage graphite



① ULC2X10025R

□ 478-479

② ULC3X10040SNT03

□ 474-475



③ ULC3X10040BN








□ 482-483



DIN 6535 HA	DIN 6535 HB	Dc	Ds	Lc	Ln	Dn	Lt	r/c	z
ULC2X03025R	-	3,0	3	9	-	-	62	-	2
ULC2X04025R	-	4,0	4	12	-	-	62	-	2
ULC2X05025R	-	5,0	5	15	-	-	62	-	2
ULC2X06025R	-	6,0	6	18	-	-	62	-	2
ULC2X08025R	-	8,0	8	24	-	-	68	-	2
ULC2X10025R	-	10,0	10	30	-	-	80	-	2
ULC2X12025R	-	12,0	12	36	-	-	93	-	2
ULC2X16025R	-	16,0	16	48	-	-	108	-	2

Vc	P1	P2	P3	H1	H2	H3	K1	K2	M1	M2	S1	S2	N1	N2	G
	-	-	-	-	-	-	-	-	-	-	-	-	-	-	500





	Ap [min]	Ap [max]	Ae [max]	fz
	0,3*Dc	Lc	0,5*Dc	0,0310*Dc
	0,3*Dc	Lc	1*Dc	0,0240*Dc
	-	-	-	-
	-	-	-	-
	-	-	-	-
	-	-	-	-
	-	-	-	-



DIN 6535 HA	DIN 6535 HB	Dc	Ds	Lc	Ln	Dn	Lt	r	z
ULC3S02040BN	-	2,0	3	3	8	1,8	50	1,0	3
ULC3S03040BN	-	3,0	3	4	10	2,7	50	1,5	3
ULC3S04040BN	-	4,0	4	5	13	3,6	54	2,0	3
ULC3S05040BN	-	5,0	5	6	16	4,5	54	2,5	3
ULC3S06040BN	-	6,0	6	7	17	5,0	54	3,0	3
ULC3S08040BN	-	8,0	8	9	22	7,0	58	4,0	3
ULC3S10040BN	-	10,0	10	11	26	9,0	66	5,0	3
ULC3S12040BN	-	12,0	12	13	28	11,0	73	6,0	3

Vc	P1	P2	P3	H1	H2	H3	K1	K2	M1	M2	S1	S2	N1	N2	G
	-	-	-	-	-	-	-	-	-	-	-	-	-	-	500




	Ap [min]	Ap [max]	Ae [max]	fz
	-	-	-	-
	-	-	-	-
	-	-	-	-
	$0,02 \cdot D_c$	$0,5 \cdot D_c$	$0,5 \cdot D_c$	$0,0120 \cdot D_c$
	-	-	-	-
	-	-	-	-
	-	-	-	-



DIN 6535 HA	DIN 6535 HB	Dc	Ds	Lc	Ln	Dn	Lt	r	z
ULC3X02040BN	-	2,0	6	3	9	1,8	62	1,0	3
ULC3X03040BN	-	3,0	6	4	11	2,7	62	1,5	3
ULC3X04040BN	-	4,0	6	5	15	3,6	62	2,0	3
ULC3X05040BN	-	5,0	6	6	23	4,5	80	2,5	3
ULC3X06040BN	-	6,0	6	7	24	5,0	80	3,0	3
ULC3X08040BN	-	8,0	8	9	30	7,0	90	4,0	3
ULC3X10040BN	-	10,0	10	11	38	9,0	100	5,0	3
ULC3X12040BN	-	12,0	12	13	46	11,0	120	6,0	3

Vc	P1	P2	P3	H1	H2	H3	K1	K2	M1	M2	S1	S2	N1	N2	G
	-	-	-	-	-	-	-	-	-	-	-	-	-	-	500



	Ap [min]	Ap [max]	Ae [max]	fz
	-	-	-	-
	-	-	-	-
	-	-	-	-
	$0,02 \cdot D_c$	$0,5 \cdot D_c$	$0,5 \cdot D_c$	$0,0120 \cdot D_c$
	-	-	-	-
	-	-	-	-
	-	-	-	-

Notes

A need for special tools?

^{NL} Speciale gereedschappen | ^{DE} Sonderwerkzeuge | ^{FR} Outils spéciaux

E-MAIL
sales@sct-tools.com





'Save more and waste less to create new life.'

By reconditioning your used tools, we reduce waste and allow you to use the same tool for up to three times more.



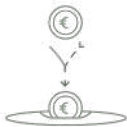
Bespaar meer en verspil minder om nieuw leven te creëren. Door uw gebruikte gereedschap te reviseren, verminderen we verspilling en kunt u hetzelfde gereedschap tot drie keer vaker gebruiken.



Erhöhen Sie Ihre Einsparungen und reduzieren Sie den Abfall – für optimierte Lebenszyklen. Wir können Ihre benutzten Werkzeuge aufarbeiten. Damit reduzieren wir Abfälle und ermöglichen es Ihnen, Ihre Werkzeuge bis zu dreimal länger zu nutzen.



Économisez plus et gaspillez moins pour prolonger le cycle de vie. En reconditionnant vos outils usagés, vous contribuez à la réduction des déchets et pouvez utiliser le même outil jusqu'à trois fois plus longtemps.



Saving

NL Besparing / DE Einsparen / FR Économies



Ecological

NL Ecologisch / DE Wirtschaftlich / FR Écologie



Free service

NL Gratis service / DE Kostenloser Service / FR Service gratuit

'Environmental awareness and cost effectiveness.'

SEP




Create life

www.sct-tools.com/sep

SEP

USED

^{NL} Gebruikt | ^{DE} Benutzt | ^{FR} Usé



REGRINDED


^{NL} Nageslepen | ^{DE} Nachgeschliffen | ^{FR} Réaffuté

REQUEST YOUR SEP PLAN

^{NL} Vraag uw SEP-plan aan
^{DE} Fordern Sie Ihren SEP-Plan an
^{FR} Demandez votre plan SEP

+31(0)13 531 0080 | sep@sct-tools.com

Notes



TECH. INFO END MILLS

^{NL}Tech. Info. Frezen / ^{DE}Tech. Info. Schaftfräser / ^{FR}Info. Tech. fraises

END MILL SHANK AND ADAPTER SPECIFICATIONS

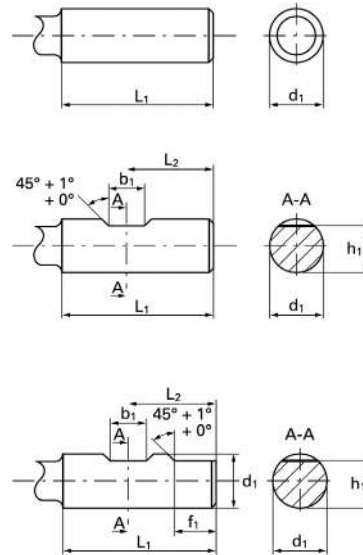
NL Schachttuitvoeringen en gereedschaphouder specificaties / DE Schaft und Spannflächen Spezifikation / FR Dimensions des queues de fraises et des adaptateurs des fraises

CYLINDRICAL SHANK DIN 6535 FORM HA AND HB

NL Cilindrische schacht DIN 6535 vorm HA en HB
DE Zylinderschaft nach DIN 6535 Form HA und HB
FR Bout cylindrique suivant DIN 6535 Forme HA et HB

HA HB

$d_{1\text{h6}}$	L_1	b_1	$h_{1\text{h11}}$	L_1	L_2	f_1
6	36	4,2	5,1	36	18,0	-
8	36	5,5	6,9	36	18,0	-
10	40	7,0	8,5	40	20,0	-
12	45	8,0	10,4	45	22,5	-
14	45	8,0	12,7	45	22,5	-
16	48	10,0	14,2	48	24,0	-
18	48	10,0	16,2	48	24,0	-
20	50	11,0	18,2	50	25,0	-
25	56	12,0	23,0	56	32,0	17
32	60	14,0	30,0	60	35,0	19

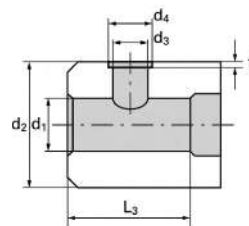


ADAPTER TYPE DIN 1835 FORM B

NL Gereedschaphouder DIN 1835 Vorm B
DE Werkzeughalter Typ DIN 1835 Form B
FR Porte outil suivant DIN1835 Forme B

$d_{1\text{h5}}$	d_2	d_3	d_4	f_1	L_3
6	25	M6	8	1,0	35
8	28	M8	10	1,3	35
10	35	M10	12	1,5	39
12	42	M12	14	1,6	44
14	44	M12	14	1,6	44
16	48	M14	16	1,7	47
18	50	M14	16	1,7	47
20	52	M16	18	2,1	49

Screw size/
optimal torque
NL Schroefdraad/
opt. moment
DE Schraube/optimaler Drehmoment
FR Dimension de la vis/torque
M6 5Nm
M8 10Nm
M10 16Nm
M12 28Nm
M14 42Nm
M16 50Nm

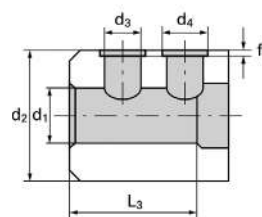


ADAPTER TYPE DIN 1835 FORM B

NL Gereedschaphouder DIN 1835 Vorm B
DE Werkzeughalter Typ DIN 1835 Form B
FR Porte outil suivant DIN1835 Forme B

$d_{1\text{h5}}$	d_2	d_3	d_4	f_1	L_3
25	65	M18	20	2,1	54
32	72	M20	22	2,2	58

Screw size/
optimal torque
NL Schroefdraad/
opt. moment
DE Schraube/optimaler Drehmoment
FR Dimension de la vis/torque
M18 60Nm
M20 60Nm

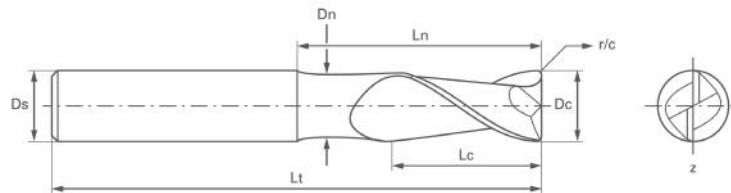


END MILL SPECIFICATIONS

NL Frees specificaties/ DE Fräser Spezifikation
/ FR Dimensions des queues de fraises

LIST OF ABBREVIATIONS

NL Lijst van afkortingen
DE Bedeutung der Abkürzungen
FR Liste des abréviations



Dc	Cutting diameter	Snijdiameter	Durchmesser Schneide	Diamètre de coupe
Ds	Shank diameter	Schachtdiameter	Durchmesser Schaft	Diamètre de la queue
Dn	Neck diameter	Diameter vrijligging	Durchmesser Freischliff	Diamètre du dégagement
Lc	Length of cut	Snijlengte	Schneidelänge	Longueur de coupe
Lt	Total length	Totaal lengte	Gesamtlänge	Longueur totale
Ln	Length of neck	Neklengte	Freischlifflänge	Longueur du dégagement
z	Number of teeth	Aantal tanden	Zähnezahl	Nombre de dents
r	Radius	Radius	Eckenradius	Dimension des rayons
c	Chamfer	Hoekfase	Eckenfase	Dimension du chanfrein

Tolerances according to DIN 7160 and 7161

NL Toleranties overeenkomstig met DIN 7160 en 7161
DE Toleranz nach DIN 7160 und 7161
FR Tolérances suivant DIN 7160 et 7161

	Ø>1-3	Ø>3-6	Ø>6-10	Ø>10-18	Ø>18-30
e8	-0,014	-0,020	-0,025	-0,032	-0,040
	-0,028	-0,038	-0,047	-0,059	-0,073
h10	0	0	0	0	0
	-0,04	-0,048	-0,058	-0,07	-0,084
h5	0	0	0	0	0
	-0,004	-0,005	-0,006	-0,008	-0,009
h6	0	0	0	0	0
	-0,006	-0,008	-0,009	-0,011	-0,013

END MILL PROBLEMS AND SOLUTIONS 1-2

NL Verspaningsproblemen en oplossingen 1-2 / DE Anwendungsprobleme und Lösungsansätze 1-2
 / FR Problèmes d'usinages et solutions 1-2



Thermal cracks

- Decrease feed per tooth [fz]
- Increase cutting speed [Vc]

Chipping of the cutting edges

- Decrease feed per tooth [fz]
- Control rigidity machine, workpiece and fixture
- Change to climb milling
- Minimize overhang

Fatal breakage

- Increase cutting speed [Vc]
- Decrease feed per tooth [fz]
- Decrease dept of cut [Ap]
- Minimize overhang
- Optimize chipflow by coolant or air pressure
- Decrease width of cut [Ae]

Wear on relief angle

- Increase feed per tooth [fz]
- Decrease cutting speed [Vc]
- Use coated grade

Built up edge

- Increase cutting speed [Vc]
- Increase feed per tooth [fz]
- Optimize coolant flow
- Check emulsion percentage

Chattering

- Optimize workpiece fixture
- Change to climb milling
- Change to other cutting geometry
- Decrease metal remove rate [Q]

Bad workpiece surface

- Increase cutting speed [Vc]
- Optimize rigidity
- Use multi-flute end mills
- Use higher helix geometries



Warmte scheuren

- Voeding per tand [fz] verlagen
- Snijsnelheid [Vc] verhogen

Uitbrokkeling snijkant

- Voeding per tand [fz] verlagen
- Stabiliteit van machine, werkstuk en opspanning controleren
- Tegenlopend frezen toepassen
- Uitsteeklengte van het gereedschap verkleinen

Breuk

- Snijsnelheid [Vc] verhogen
- Voeding per tand [fz] verlagen
- Snedediepte [Ap] verkleinen
- Uitsteeklengte van het gereedschap verkleinen
- Spaanafvoer verbeteren middels koeling of luchtdruk
- Snedebreedsde [Ae] verkleinen

Vrijloopvlakslijtage

- Voeding per tand [fz] verhogen
- Snijsnelheid [Vc] verlagen
- Gecoat gereedschap gebruiken

Snijkantsopbouw

- Snijsnelheid [Vc] verhogen
- Voeding per tand [fz] verhogen
- Koelmiddeltoevoer verbeteren
- Emulsie percentage controleren

Trilling

- Werkstukopspanning controleren
- Tegenlopend frezen toepassen
- Andere snijgeometrie kiezen
- Het verspaande volume [Q] verlagen

Slechte oppervlaktegesteldheid

- Snijsnelheid [Vc] verhogen
- Stabiliteit opspanning verbeteren
- Kiezen voor meer snijkanten
- Kiezen voor een grotere spiraalhoek

END MILL PROBLEMS AND SOLUTIONS 2-2

NL Verspanningsproblemen en oplossingen 2-2 / DE Anwendungsprobleme und Lösungsansätze 2-2
/ FR Problèmes d'usinages et solutions 2-2



Wärmerisse

- Reduzierung des Vorschubs pro Zahn [fz]
- Erhöhen der Schnittgeschwindigkeit [Vc]

Abplatzen der Schneidkanten

- Reduzierung des Vorschubs pro Zahn [fz]
- Kontrolle der Maschinenfestigkeit des Werkstücks und der Aufnahmevorrichtung
- Wechsel zu Gegenlaufräsen
- Überstand reduzieren

Schwerer Bruch

- Erhöhen der Schnittgeschwindigkeit [Vc]
- Reduzierung des Vorschubs pro Zahn [fz]
- Reduzierung der Schnitttiefe [Ap]
- Optimierung des Spanabflusses durch Kühlmittel der Luftdruck
- Reduzierung der Schnittbreite [Ae]

Abnutzung am Freiwinkel

- Erhöhen des Vorschubs pro Zahn [fz]
- Reduzierung der Schnittgeschwindigkeit [Vc]
- Einsatz beschichteter Werkzeuge

Aufbauschneide

- Erhöhen der Schnittgeschwindigkeit [Vc]
- Erhöhen des Vorschubs pro Zahn [fz]
- Optimierung des Kühlmittelflusses
- Überprüfung des Emulsionsgehalts

Rattern

- Optimierung der Werkstückaufnahme
- Wechsel zu Gegenlaufräsen
- Wechsel zu anderer Schneidgeometrie
- Reduzierung der Zerspanungsvolumen [Q]

Schlechte Werkstückoberfläche

- Erhöhen der Schnittgeschwindigkeit [Vc]
- Optimierung der Eigensteifigkeit
- Benutzung von Schaftfräser multi Schneiden
- Benutzung höherer Drallwinkel



Criques thermiques

- Diminuer l'avance par dent [fz]
- Augmenter la vitesse de coupe [Vc]

Ecaillage de l'arête de coupe

- Diminuer l'avance par dent [fz]
- Contrôler la stabilité de la machine, pièce et fixation
- Changer la direction du fraisage avalant/opposition
- Diminuer le porte-à-faux

Casse de l'outil

- Augmenter la vitesse de coupe [Vc]
- Diminuer l'avance par dent [fz]
- Diminuer la profondeur de passe [Ap]
- Optimiser l'évacuation des copeaux par émulsion ou air comprimé
- Diminuer la largeur de coupe [Ae]

Usure de l'arête de coupe

- Augmenter l'avance par dent [fz]
- Diminuer la vitesse de coupe [Vc]
- Utiliser une fraise revêtue

Collage sur l'arête de coupe

- Augmenter la vitesse de coupe [Vc]
- Augmenter l'avance par dent [fz]
- Optimiser l'émulsion
- Contrôler le pourcentage de l'émulsion

Vibrations

- Optimiser la fixation de la pièce
- Changer la direction du fraisage avalant/opposition
- Changer la géométrie de coupe
- Diminuer le volume de copeaux enlevé [Q]

Mauvais état de surface

- Augmenter la vitesse de coupe [Vc]
- Optimiser la rigidité
- Utiliser une fraise multi-dents
- Utiliser une hélice plus grande

END MILL CUTTING FORMULAS 1-3

NL Verspaningsformules 1-3 / DE Zerspanungsformeln 1-3 / FR Formules pour calcul des conditions de coupe 1-3

Cutting speed

NL Snijsnelheid / DE Schnittgeschwindigkeit / FR Vitesse de coupe

$$V_c = \frac{D_c \times \pi \times n}{1000} \quad [m/min]$$

				
V_c	Cutting speed [m/min]	Snijsnelheid [m/min]	Schnittgeschwindigkeit [m/min]	Vitesse de coupe [m/min]
D_c	Cutting diameter [mm]	Snijdiameter [mm]	Durchmesser Schneide [mm]	Diamètre de coupe [mm]
n	Revolutions per minute	Toerental [omw/min]	Umdrehungen pro Minute	Nombre de tours [tours/min]
π	Pi	Pi	Pi	Pi

Revolutions per minute

NL Toerental [omw/min] / DE Umdrehungen pro Minute / FR Nombre de tours [tours/min]

$$n = \frac{V_c \times 1000}{D_c \times \pi} \quad [r.p.m.]$$

				
V_c	Cutting speed [m/min]	Snijsnelheid [m/min]	Schnittgeschwindigkeit [m/min]	Vitesse de coupe [m/min]
D_c	Cutting diameter [mm]	Snijdiameter [mm]	Durchmesser Schneide [mm]	Diamètre de coupe [mm]
n	Revolutions per minute	Toerental [omw/min]	Umdrehungen pro Minute	Nombre de tours [tours/min]
π	Pi	Pi	Pi	Pi

END MILL CUTTING FORMULAS 2-3

NL Verspaningsformules 2-3 / DE Zerspanungsformeln 2-3
/ FR Formules pour calcul des conditions de coupe 2-3

Table feed rate NL Tafelvoeding [mm/min] / DE Tischvorschub [mm/min]
/ FR Avance de la table [mm/min]

$$Vf = f_z \times z \times n \text{ [mm/min]}$$

				
Vf	Table feed [mm/min]	Tafelvoeding [mm/min]	Tischvorschub [mm/min]	Avance de la table [mm/min]
fz	Feed per tooth [mm]	Voeding per tand [mm]	Vorschub pro Zahn [mm]	Avance par dent [mm]
z	Number of teeth	Aantal tanden	Zähnezahl	Nombre de dents
n	Revolutions per minute	Toerental [omw/min]	Umdrehungen pro Minute	Nombre de tours [tours/min]

Feed per tooth NL Voeding per tand [mm] / DE Vorschub pro Zahn [mm]
/ FR Avance par dent [mm]

$$f_z = \frac{Vf}{z \times n} \text{ [mm]}$$

				
fz	Feed per tooth [mm]	Voeding per tand [mm]	Vorschub pro Zahn [mm]	Avance par dent [mm]
Vf	Table feed [mm/min]	Tafelvoeding [mm/min]	Tischvorschub [mm/min]	Avance de la table [mm/min]
z	Number of teeth	Aantal tanden	Zähnezahl	Nombre de dents
n	Revolutions per minute	Toerental [omw/min]	Umdrehungen pro Minute	Nombre de tours [tours/min]

END MILL CUTTING FORMULAS 3-3

NL Verspanend volume 3-3 / DE Zerspanungsvolumen 3-3
 / FR Formules pour calcul des conditions de coupe 3-3

Metal removal rate NL Verspanend volume / DE Zerspanungsvolumen / FR Volume de copeaux dégagé

$$Q = \frac{A_p \times A_e \times V_f}{1000} \quad [\text{cm}^3/\text{min}]$$

				
Q	Metal removal rate [cm ³ /min]	Verspanend volume [cm ³ /min]	Zerspanungsvolumen [cm ³ /min]	Volume de copeaux dégagé [cm ³ /min]
A_p	Depth of cut [mm]	Snedediepte [mm]	Schnitttiefe [mm]	Profondeur de passe [mm]
A_e	Width of cut [mm]	Snedebreedte [mm]	Schnittbreite [mm]	Largeur de coupe [mm]
V_f	Table feed [mm/min]	Tafelvoeding [mm/min]	Tischvorschub [mm/min]	Avance de la table [mm/min]

Average chip thickness NL Gemiddelde spaandikte / DE Durchschnittliche Spandicke / FR Épaisseur Moyenne des copeaux

$$h_m = f_z \times \sqrt{\frac{A_e}{D_c}} \quad [\text{mm}]$$

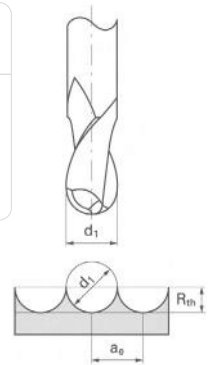
				
h_m	Average chip tickness [mm]	Gemiddelde spaandikte [mm]	Durchschnittliche Spandicke [mm]	Épaisseur Moyenne des copeaux [mm]
f_z	Feed per tooth [mm]	Voeding per tand [mm]	Vorschub pro Zahn [mm]	Avance par dent [mm]
A_e	Width of cut [mm]	Snedebreedte [mm]	Schnittbreite [mm]	Largeur de coupe [mm]
D_c	Cutting diameter [mm]	Snijdiameter [mm]	Durchmesser Schneide [mm]	Diamètre de coupe [mm]

BALL NOSE FORMULAS

NL Verspaningsformules bolfrezen / DE Radiusfräser Zerspanungsformeln / FR Formules pour fraises boule

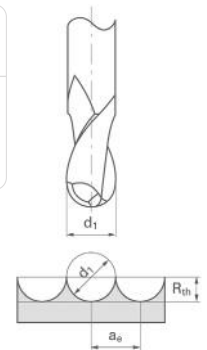
Calculation R_{th} NL Berekening R_{th} / DE Berechnung R_{th} / FR Calculation R_{th}

$$R_{th} = \frac{d_1}{2} - \frac{\sqrt{d_1^2 - A_e^2}}{4} \quad [\text{mm}]$$



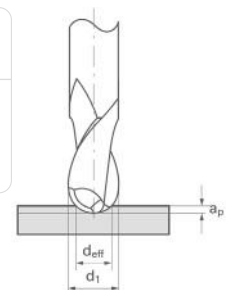
Calculation A_e NL Berekening A_e / DE Berechnung A_e / FR Calculation A_e





$$A_e = 2\sqrt{R_{th}(d_1 - R_{th})} \quad [\text{mm}]$$



Calculation D_{eff} NL Berekening D_{eff} / DE Berechnung D_{eff} / FR Calculation D_{eff}

$$D_{eff} = 2\sqrt{A_p(d_1 - A_p)} \quad [\text{mm}]$$



				
d₁	Cutting diameter [mm]	Snijdiameter [mm]	Durchmesser Schneide [mm]	Diamètre de coupe [mm]
R_{th}	Theoretical roughness [mm]	Theoretische ruwheid [mm]	Theoretische Rauhtiefe [mm]	Rugosité théorique [mm]
A_e	Steps [mm]	Snedbreedte [mm]	Schnittbreite [mm]	Etages (mm)
A_p	Depth of cut [mm]	Sneddiepte [mm]	Schnitttiefe [mm]	Profondeur de passe [mm]
D_{eff}	Effective cutting diameter [mm]	Effectieve diamter [mm]	Effektiver Durchmesser [mm]	Diamètre de coupe effectif [mm]

Notes



TECH. INFO DRILLS

^{NL}Tech. Info. Boren/ ^{DE}Tech. Info. Bohrer/ ^{FR}Info. Tech. forets

DRILL SHANK AND ADAPTER SPECIFICATIONS

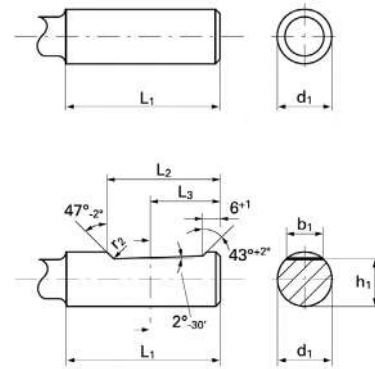
NL Schachttuitvoeringen en gereedschaphouder specificaties / DE Schaft und Spannflächen Spezifikation / FR Dimensions des queues de fraises et des adaptateurs des fraises

CYLINDRICAL SHANK DIN 6535 FORM HA AND HE

NL Cilindrische schaft DIN 6535 vorm HA en HE
DE Zylinderschaft nach DIN 6535 Form HA und HE
FR Bout cylindrique suivant DIN 6535 Forme HA et HE

HA HE

d _{1 h6}	L ₁	b ₁	h _{1 h11}	h _{2 h11}	L ₂	L ₃	r ₂
6	36	4,3	5,1	5,1	25	18	1,2
8	36	5,5	6,9	6,9	25	18	1,2
10	40	7,1	8,5	8,5	28	20	1,2
12	45	8,2	10,4	10,4	33	22,5	1,2
14	45	8,1	12,7	12,7	33	22,5	1,2
16	48	10,1	14,2	14,2	36	24	1,6
18	48	10,8	16,2	16,2	36	24	1,6
20	50	11,4	18,2	18,2	38	25	1,6



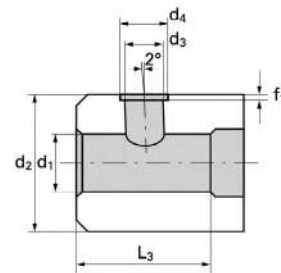
ADAPTER TYPE DIN 1835 FORM E

NL Gereedschaphouder DIN 1835 vorm E
DE Werkzeughalter Typ DIN 1835 Form E
FR Porte outil suivant DIN 1835 Forme E

d _{1 h5}	d ₂	d ₃	d ₄	f ₁	L ₃
6	25	M6	8	1,0	35
8	28	M8	10	1,3	35
10	35	M10	12	1,5	39
12	42	M12	14	1,6	44
14	44	M12	14	1,6	44
16	48	M14	16	1,7	47
18	50	M14	16	1,7	47
20	52	M16	18	2,1	49

Screw size/
optimal torque
NL Schroefdraad/
opt. moment
DE Schraube/optimaler Drehmoment
FR Dimension de la vis/torque

M6	5Nm
M8	10Nm
M10	16Nm
M12	28Nm
M14	42Nm
M16	50Nm

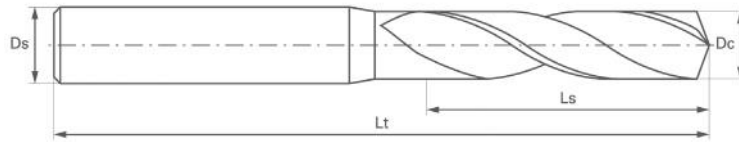


DRILL SPECIFICATIONS

NL Boorspecificaties / DE Bohrer Spezifikationen
/ FR Dimensions des forets

LIST OF ABBREVIATIONS

NL Lijst van afkortingen
DE Bedeutung der Abkürzungen
FR Liste des abréviations



Dc	Cutting diameter	Snijdiameter	Durchmesser Schneide	Diamètre de coupe
Ds	Shank diameter	Schachtdiameter	Durchmesser Schaft	Diamètre de la queue
Ls	Flute length	Spiraallengte	Nutlänge	Longueur de coupe
Lt	Total length	Totale lengte	Gesamtlänge	Longueur totale

Tolerance according to DIN 7160 and 7161

NL Toleranties overeenkomstig met DIN 7160 en 7161
DE Toleranz nach DIN 7160 und 7161
FR Tolérances suivant DIN 7160 et 7161

	Ø>1-3	Ø>3-6	Ø>6-10	Ø>10-18	Ø>18-30
m7	+0,012	+0,016	+0,021	+0,025	+0,029
	+0,002	+0,004	+0,006	+0,007	+0,008
h7	0	0	0	0	0
	-0,010	-0,012	-0,015	-0,018	-0,021
h6	0	0	0	0	0
	-0,006	-0,008	-0,009	-0,011	-0,013

DRILLS

PROBLEMS AND SOLUTIONS 1-4

NL Verspaningsproblemen en oplossingen 1-4 / DE Anwendungsprobleme und Lösungsansätze 1-4
 / FR Problèmes d'usinages et solutions 1-4



Chipping of drill point edges

- Check toolholder (runout <0,02 mm)
- Use hydraulic toolholder
- Check machine workspindel (runout <0,02 mm)
- Check workpiece clamping
- Check coolant situation
- Check feed and cutting speed
- Spot drill point angle > Drill point angle

Web edge wear

- Check toolholder (runout <0,02 mm)
- Use hydraulic toolholder
- Check machine workspindel (runout <0,02 mm)
- Check workpiece clamping
- Check feed and cutting speed

Cutting edge wear

- Check toolholder (runout <0,02 mm)
- Use hydraulic toolholder
- Check machine workspindel (runout <0,02 mm)
- Check workpiece clamping
- Check coolant situation
- Check feed and cutting speed

Excessive wear outside diameter

- Check toolholder (runout <0,02 mm)
- Use hydraulic toolholder
- Check machine workspindel (runout <0,02 mm)
- Check stability CNC machine
- Check workpiece clamping
- Check coolant situation
- Change to other drill geometry
- Check feed and cutting speed

Tool breakage

- Check toolholder (runout <0,02 mm)
- Use hydraulic toolholder
- Check machine workspindel (runout <0,02 mm)
- Check stability CNC machine
- Check workpiece clamping
- Change to other drill geometry
- Check feed and cutting speed
- Check chip evacuation (long chips?)

DRILLS

PROBLEMS AND SOLUTIONS 2-4

NL Verspaningsproblemen en oplossingen 2-4 / DE Anwendungsprobleme und Lösungsansätze 2-4
/ FR Problèmes d'usinages et solutions 2-4



Uitbrokkelen boorpunt

- Controleer gereedschaphouder (rondloop <0,02 mm)
- Gebruik hydraulische gereedschaphouder
- Controleer machinespindel (rondloop <0,02 mm)
- Werkstukopspanning controleren
- Koelmiddeltoevoer controleren
- Controleer voeding en snijsnelheid
- Tophoek centerboor > Tophoek boor

Slijtage dwarssnijkant

- Controleer gereedschaphouder (rondloop <0,02 mm)
- Gebruik hydraulische gereedschaphouder
- Controleer machinespindel (rondloop <0,02 mm)
- Werkstukopspanning controleren
- Controleer voeding en snijsnelheid

Slijtage van de snijkant

- Controleer gereedschaphouder (rondloop <0,02 mm)
- Gebruik hydraulische gereedschaphouder
- Controleer machinespindel (rondloop <0,02 mm)
- Werkstukopspanning controleren
- Koelmiddeltoevoer controleren
- Controleer voeding en snijsnelheid

Extreme slijtage aan diameter

- Controleer gereedschaphouder (rondloop <0,02 mm)
- Gebruik hydraulische gereedschaphouder
- Controleer machinespindel (rondloop <0,02 mm)
- Controleer stabiliteit CNC machine
- Controleer werkstukopspanning
- Koelmiddeltoevoer controleren
- Andere boor geometrie kiezen
- Controleer voeding en snijsnelheid

Breuk

- Controleer gereedschaphouder (rondloop <0,02 mm)
- Gebruik hydraulische gereedschaphouder
- Controleer machinespindel (rondloop <0,02 mm)
- Controleer stabiliteit CNC machine
- Controleer werkstukopspanning
- Andere boor geometrie kiezen
- Controleer voeding en snijsnelheid
- Controleer spaanafvoer (lintspanen?)

DRILLS

PROBLEMS AND SOLUTIONS 3-4

NL Verspanningsproblemen en oplossingen 3-4 / DE Anwendungsprobleme und Lösungsansätze 3-4
 / FR Problèmes d'usinages et solutions 3-4



Eckenverschleiß / Eckenausbrüche

- Spannmittel überprüfen (Rundlauf <0,02 mm)
- Hydrodehnspannfutter verwenden
- Maschinenspindel überprüfen (Rundlauf <0,02 mm)
- Werkstückspannung überprüfen
- Kühlsituation überprüfen
- Vorschubwerte und Drehzahl überprüfen
- Vorzentrieren = Zentrierwinkel > als Bohrspitzenwinkel

Verschleiß der Querschneide

- Spannmittel überprüfen (Rundlauf <0,02 mm)
- Hydrodehnspannfutter verwenden
- Maschinenspindel überprüfen (Rundlauf <0,02 mm)
- Werkstückspannung überprüfen
- Vorschubwerte und Drehzahl überprüfen

Verschleiß an der Hauptschneide

- Spannmittel überprüfen (Rundlauf <0,02 mm)
- Hydrodehnspannfutter verwenden
- Maschinenspindel überprüfen (Rundlauf <0,02 mm)
- Werkstückspannung überprüfen
- Kühlsituation überprüfen
- Vorschubwerte und Drehzahl überprüfen

Verschleiß / Ausbrüche an der Führungsfasen

- Spannmittel überprüfen (Rundlauf <0,02 mm)
- Hydrodehnspannfutter verwenden
- Maschinenspindel überprüfen (Rundlauf <0,02 mm)
- Stabilität der Maschine überprüfen
- Werkstückspannung überprüfen
- Kühlsituation überprüfen
- Wahl des Werkzeugs überprüfen
- Vorschubwerte und Drehzahl überprüfen

Werkzeugbruch

- Spannmittel überprüfen (Rundlauf <0,02 mm)
- Hydrodehnspannfutter verwenden
- Maschinenspindel überprüfen (Rundlauf <0,02 mm)
- Stabilität der Maschine überprüfen
- Werkstückspannung überprüfen
- Wahl des Werkzeugs überprüfen
- Vorschubwerte und Drehzahl überprüfen
- Spanabfuhr überprüfen

DRILLS

PROBLEMS AND SOLUTIONS 4-4

NL Verspaningsproblemen en oplossingen 4-4 / DE Anwendungsprobleme und Lösungsansätze 4-4
/ FR Problèmes d'usinages et solutions 4-4



Ecaillage d'arête de la pointe du foret

- Contrôle du porte outil (faux rond <0,02 mm)
- Utiliser porte outil hydraulique
- Contrôle de la broche machine (faux rond <0,02 mm)
- Contrôle de la fixation de piece
- Contrôle de la lubrification
- Contrôle de l'avance et de la vitesse de coupe
- Angle de pointe du foret à pointer

Usure de l'arête transversale

- Contrôle du porte outil (faux rond <0,02 mm)
- Utiliser porte outil hydraulique
- Contrôle de la broche machine (faux rond <0,02 mm)
- Contrôle de la fixation de piece
- Contrôle de l'avance et de la vitesse de coupe

Usure de l'arête de coupe

- Contrôle du porte outil (faux rond <0,02 mm)
- Utiliser porte outil hydraulique
- Contrôle de la broche machine (faux rond <0,02 mm)
- Contrôle de la fixation de piece
- Contrôle de la lubrification
- Contrôle de l'avance et de la vitesse de coupe

Usure extérieure du diamètre excessive

- Contrôle du porte outil (faux rond <0,02 mm)
- Utiliser porte outil hydraulique
- Contrôle de la broche machine (faux rond <0,02 mm)
- Contrôle de la stabilité machine
- Contrôle de la fixation de piece
- Contrôle de la lubrification
- Changer de géométrie de foret
- Contrôle de l'avance et de la vitesse de coupe

Casse d'outil

- Contrôle du porte outil (faux rond <0,02 mm)
- Utiliser porte outil hydraulique
- Contrôle de la broche machine (faux rond <0,02 mm)
- Contrôle de la stabilité machine
- Contrôle de la fixation de piece
- Changer de géométrie de foret
- Contrôle de l'avance et de la vitesse de coupe
- Contrôle de l'évacuation des copeaux (copeaux longs)

DRILLS

CUTTING FORMULAS 1-2

NL Verspaningsformules 1-2 / DE Zerspanungsformeln 1-2
 / FR Formules pour calcul des conditions de coupe 1-2

Cutting speed

NL Snijsnelheid / DE Schnittgeschwindigkeit
 / FR Vitesse de coupe

$$V_c = \frac{D_c \times \pi \times n}{1000} \quad [m/min]$$

				
V_c	Cutting speed [m/min]	Snijsnelheid [m/min]	Schnittgeschwindigkeit [m/min]	Vitesse de coupe [m/min]
D_c	Cutting diameter [mm]	Snij diameter [mm]	Durchmesser Schneide [mm]	Diamètre de coupe [mm]
n	Revolutions per minute	Toerental [omw/min]	Umdrehungen pro Minute	Nombre de tours [tours/min]
π	Pi	Pi	Pi	Pi

Revolutions per minute

NL Toerental [omw/min] / DE Umdrehungen pro Minute
 / FR Nombre de tours [tours/min]

$$n = \frac{V_c \times 1000}{D_c \times \pi} \quad [r.p.m.]$$

				
V_c	Cutting speed [m/min]	Snijsnelheid [m/min]	Schnittgeschwindigkeit [m/min]	Vitesse de coupe [m/min]
D_c	Cutting diameter [mm]	Snij diameter [mm]	Durchmesser Schneide [mm]	Diamètre de coupe [mm]
n	Revolutions per minute	Toerental [omw/min]	Umdrehungen pro Minute	Nombre de tours [tours/min]
π	Pi	Pi	Pi	Pi

DRILLS

CUTTING FORMULAS 2-2

NL Verspaningsformules 2-2 / DE Zerspanungsformeln 2-2
 / FR Formules pour calcul des conditions de coupe 2-2

Table feed rate

NL Tafelvoeding [mm/min] / DE Tischvorschub [mm/min]
 / FR Avance de la table [mm/min]

$$Vf = f \times n \text{ [mm/min]}$$

				
Vf	Table feed [mm/min]	Tafelvoeding [mm/min]	Tischvorschub [mm/min]	Avance de la table [mm/min]
f	Feed per revolution	Voeding per omwenteling	Vorschub pro Umdrehung	Avance par tour
n	Revolutions per minute	Toerental [omw/min]	Umdrehungen pro Minute	Nombre de tours [tours/min]



MASTERS IN SOLID CARBIDE TOOLING

SCT Tilburg B.V. | Jellinghausstraat 30 | 5048 AZ Tilburg - The Netherlands
+31 (0)13 531 0080 | sales@sct-tools.com
www.sct-tools.com

SCT
T O O L S